DOCKETED

Docket Number:	09-AFC-05C
Project Title:	Abengoa Mojave Compliance
TN #:	200187
Document Title:	Mojave Solar's July 2013 Monthly Compliance Report
Description:	N/A
Filer:	Dale Rundquist
Organization:	Mojave Solar
Submitter Role:	Applicant
Submission Date:	8/13/2013 2:01:54 PM
Docketed Date:	8/13/2013

ABENGOA SOLAR
Mojave Solar LLC
13911 Park Avenue, Suite 206 Phone: 760.962.9200
Victorville, CA 92392 Fax: 760.962.9292

SUBMITTED ELECTRONICALLY

Subject:	**09-AFC-5C**
Description:	**Monthly Compliance Report**
Date:	**July 12, 2013**
Distribution:	**Dale Rundquist, CEC; Carol Hammel-Smith, US DOE; Becky Jones, DFW (via US Mail); Ray Bransfield, FWS**

Dale Rundquist, CPM
California Energy Commission
1516 Ninth Street
Sacramento, CA 95814

Dear Mr. Rundquist,

The attached Monthly Compliance Report for July 2013 is submitted for your review as part of our ongoing reporting required by the California Energy Commission's Conditions of Certification for the Mojave Solar Project. This monthly report has been added to the archival site.

Please direct any question to me.

Sincerely,
William "Bill" Grisolia
Compliance Management
41234 Harper Lake Road
Lockhart, California 92347
(303) 885-2036 Cell
(760) 962-9292 Fax

Attachment: Monthly Compliance Report

Mojave Solar Project
Monthly Compliance Report
San Bernardino County, California

July 2013 Reporting Period

Prepared for:

Mojave Solar LLC
13911 Park Avenue, Suite 206
Victorville, California 92392

Introduction

During construction of the Mojave Solar Project, monthly compliance reports are provided to the California Energy Commission (CEC) as required by Condition of Certification COMPLIANCE-6 of the License Decision, docket number 09-AFC-5C. This is the Monthly Compliance Report (MCR) for July 2013.

Construction activities in July included solar collector assembly, solar collector installation, erection of racks (structural steel), steam generator trains installation, substation equipment installation, installation of HTF header supports and construction of various power block foundations for each plant.

The following table provides a summary of all areas covered in this report.

Mojave Solar Project Monthly Compliance Reporting	
Condition of Certification (COC) Topics	Appendix
Air Quality	See Appendix A
Biological Resources	See Appendix B
Cultural Resources	See Appendix C
Paleontological Resources	See Appendix D
Waste Management	See Appendix F
Worker Safety	See Appendix E
Soil and Water	See Appendix F
General Conditions	See Appendix F
Civil	See Appendix F
Structural	See Appendix F
Mechanical	See Appendix F
Electrical	See Appendix F
Transmission System Engineering	See Appendix F
Compliance Matrix	See Appendix G

Appendix A
Air Quality Resources

Mojave Solar Project
Monthly Compliance Report
San Bernardino County, California

July 2013 Reporting Period

CH2M HILL
2485 Natomas Park Drive
Suite 600
Sacramento, CA
95833-2937
Tel: 916.920.0300
Fax: 916.920.8463

August 6, 2013

Dale Rundquist, CPM
California Energy Commission
Siting, Transmission & Environment Protection (STEP) Division
1516 Ninth Street (MS-2000)
Sacramento, CA 95814
drundqui@energy.state.ca.us

RE: AQ-SC3, AQ-SC4, AQ-SC5, and WORKER SAFETY-8 Monitoring and Mitigation Activities at Mojave Solar Project (09-AFC-5C) for July 1 through July 31, 2013

Dear Mr. Rundquist:

This letter is to update you on the air quality construction monitoring occurring at the Mojave Solar Project (MSP) site during July 2013. Compliance with the WORKER SAFETY-8 condition was also monitored. Construction activities occurred July 1 through 31, 2013. Compliance monitoring was performed by Jose Manuel Bravo Romero of Abengoa; who is the full-time onsite Air Quality Construction Mitigation Manager (AQCMM). I, Christopher Waller of CH2M HILL, am the designated AQCMM delegate and visited the site on July 31, 2013 to ensure compliance with record keeping and conditional requirements.

Overview

Construction activities in July included end/double loop foundation construction, heat transfer fluid (HTF) pipe installation, steam generator assembly, power block foundation construction, reinforcement and forming of underground tunnel decks, stripping of underground tunnel formwork and shoring, backfilling of underground tunnels, installation of liners in evaporation ponds, parabolic trough collector (PTC) assembly, pressure safety valve construction, sump pump installation, steam turbine generator (STG) foundation construction, expansion vessel assembly, production well redevelopment, duct bank excavation and construction, level III box installation, and rack construction and mounting. Construction was monitored for compliance with Conditions of Certification (COCs) AQ-SC3, AQ-SC4, AQ-SC5, and WORKER SAFETY-8. New equipment brought onsite during July was issued a tag in accordance with AQ-SC5a, and evaluated for compliance with AQ-SC5b through AQ-SC5d. A summary of the compliance with the Air Quality Construction Mitigation Plan (AQCMP) is provided in the following sections. Daily, weekly, and monthly observation logs and other site inspection forms are maintained onsite and available upon request.

Compliance Assessment

AQ-SC3 – Fugitive Dust Control

All of the AQ-SC3 COCs were in effect during July 2013. The following section summarizes each COC and describes the level of compliance.

- AQ-SC3a: Soil stabilizers on main access roads and delivery areas

  Soil stabilizers have been applied to finished access roads and delivery areas. Main roads in Beta have been paved.

- AQ-SC3b: Watering of disturbed areas

  Watering of actively disturbed areas was performed for all construction activities with the potential to create airborne dust plumes. When necessary, watering was intensified as directed by the onsite AQCMM and construction managers.

- AQ-SC3c: Speed limits

  The required speed limits have been enforced onsite.

- AQ-SC3d: Speed limit signage

  Speed limit signage has been posted and is clearly visible at all site entrances.

- AQ-SC3e: Tire inspection and washing prior to exiting to paved roadway

  Although tire washing stations have not been installed, all construction vehicles are inspected for dirt and other debris prior to exiting to paved public roadways.

- AQ-SC3f: Tire washing station

  As stated previously, no tire washing stations have been installed. However, tires of construction vehicles are inspected for dirt and other debris prior to exiting to paved public roadways.

- AQ-SC3g: Unpaved exit treatment

  Rumble plates are installed at all site exits.

- AQ-SC3h: Construction vehicles use approved entrances only

  When traveling between sites, construction vehicles use approved entrances only.

- AQ-SC3i: Run-off onto public roadways

  Earthmoving activities have resulted in run-off being directed away from paved public roadways. In addition, fiber rolls have been placed where the potential for run-off onto public roadways exist. Watering has not resulted in run-off onto public roadways.

- AQ-SC3j: Sweeping of paved roads within construction site

  Sweeping of paved roads within the site is performed as necessary.

- AQ-SC3k: Sweeping of public paved roadways with access to the MSP site

  Sweeping of Harper Lake Road is performed as necessary. In addition, a blade is used as necessary to remove excess material from the road.

- AQ-SC3l: Stabilization of storage piles

  Significant earthmoving activities performed during July 2013 included underground tunnel backfilling and excavation for foundations within the power blocks. Areas disturbed during foundation excavation were sufficiently watered during all construction activities. Storage piles previously generated during excavation of the underground tunnels were used to backfill the north underground tunnel. The storage piles that remained after backfilling were frequently watered to mitigate the potential of dust plume formation. Additional storage piles exist to the east of the Alpha evaporation pond. These storage piles are watered frequently, and will be re-distributed at a later date. All other soil piles are temporary excavation spoils or grading excesses that are re-distributed prior to exceeding the 10-day limit for cover or treatment.

- AQ-SC3m: Stabilization of transported solid bulk material

  Transported solid bulk materials are sufficiently watered, and at least one foot of freeboard is provided during transportation.

- AQ-SC3n: Wind control techniques

  Wind fencing has been installed in Alpha East, Alpha West, and Beta along the eastern and western borders of each area.

AQ-SC4 – Dust Plumes & WORKER SAFETY-8 – Site Worker Fugitive Dust Protection

The following construction activities were performed during the July 1 - July 31, 2013 reporting period:

- End/double loop foundation construction.
- HTF pipe and hose installation and welding.
- Power block foundation excavation and construction.
- STG auxiliary foundation construction.
- Pressure safety valve foundation construction.
- Steam generator assembly.
- Underground tunnel deck forming and reinforcement.
- Stripping of underground tunnel formwork and shoring.
- Underground tunnel joint seal installation.
- Underground tunnel backfilling.
- Installation of liner in beta evaporation pond and bioremediation facilities.
- Installation of sump pumps in water treatment plant, effluent line, and evaporation ponds.
- PTC assembly and installation.
- Expansion vessel assembly.
- Production well redevelopment.
- Potholing, trenching, and pouring concrete for duct banks in Alpha power block.
- Level III box installation.
- Rack 1 & 2 mounting and foundation construction.

There were no work stoppages due to high wind events during July 2013. Soil stabilization has been implemented on finished haul roads and delivery areas. In addition, main roads in Beta have

been paved. Unfinished areas and haul roads without soil stabilizers are watered daily to mitigate against the formation of fugitive dust. A truck washing station has not been installed. However, rumble plates are installed at all site entrances/exits, and the tires of construction vehicles are inspected for dirt and other debris and swept clean as needed prior to exiting the site onto paved roadways.

AQ-SC5 – Diesel-Fueled Engine Control

Attachment 1 to this letter contains a list of equipment operated onsite during July 2013. The list contains equipment information including manufacturer, model, California Air Resources Board (CARB) Equipment Identification Number (EIN), engine model year, engine horsepower, and U.S. Environmental Protection Agency (USEPA) certified tier level.

The following list summarizes each COC for AQ-SC5 and describes the level of compliance.

- AQ-SC5a: Equipment Tags

  A visible air quality tag with a unique number (AQ #) was issued and adhered to all equipment that arrived onsite between July 1 and July 31, 2013.

- AQ-SC5b: USEPA Engine Tier Requirement

  All construction equipment that arrived onsite between July 1 and July 31, 2013 had Tier 3 engines, except for three pieces of equipment. Equipment that did not meet the engine tier requirements were removed from the site within 10 days of arrival in accordance with AQ-SC5b. The exceptions and corrective actions taken are described in the list below.

  - A Caterpillar tractor (AQ # 440) with a Tier 2 engine arrived onsite on July 1 and was removed from the site on July 8. The equipment will not be brought onsite in the future.
  - A Komatsu excavator (AQ# 441) with a Tier 2 engine arrived onsite on July 1 and was removed from the site on July 9. The equipment will not be brought onsite in the future.
  - A Terex crane (AQ# 445) with a Tier 2 engine arrived onsite on July 8 and was removed from the site on July 18. The equipment will not be brought onsite in the future.

- AQ-SC5c: Retrofit Control Termination

  No equipment with retrofit control technology was brought onsite.

- AQ-SC5d: Maintenance Records

  Maintenance records for all vehicles are available upon request.

- AQ-SC5e: "All diesel heavy construction equipment shall not idle for more than five minutes. "

  Idle time was monitored by the activity managers and AQCMM. This condition was met during this reporting period.

- AQ-SC5f: Electric motors

  The use of construction equipment with electric motors was not feasible for current construction activities.

Please feel free to call (714) 435-6268 for questions, clarifications, or additional information.

Sincerely,

CH2M HILL

Christopher Waller
Staff Environmental Engineer
AQCMM Delegate
christopher.waller@ch2m.com

c: Jose Manuel Bravo Romero / Abengoa, AQCMM
Christopher Waller / CH2M HILL, AQCMM Delegate

Attachment 1
Construction Equipment for Mojave Solar Project

Construction Equipment for Mojave Solar Project – July 2013 Equipment Inventory									
Manufacturer	**Model**	**EIN**	**Engine Year**	**Horse Power**	**Engine Tier**	**Vehicle Type**	**Date Arrived**	**Date Left Site**	**Comments**
CATERPILLAR	950G	GH6Y78	2005	183	2	Rubber-Tired Loader	2011		GFE Received
DEERE	200D	KF4B33	2011	159	3	Excavator	2011		
CATERPILLAR	CS683E	TX8P94	2005	173	2	Roller	2011		GFE Received
CATERPILLAR	834B	VF5F83	2010	440	3	Rubber-Tired Dozer	2011		
CATERPILLAR	325DL	JB4V37	2006	168	2	Excavator	1/3/2012		GFE Received
DEERE	410J	BB3T68	2011	97	4	Tractor/Loader/Backhoe	1/5/2012		
SKYTRAK	8042	HY9R57	2008	110	3	Forklift	1/23/2012		
CATERPILLAR	651B	JA9X63	2006	540	3	Scraper	3/9/2012		
CATERPILLAR	651B	TR7R75	2006	540	3	Scraper	3/9/2012		
CASE	580_SM	BJ8N36	2007	95	2	Tractor/Loader/Backhoe	4/23/2012		GFE Received
DEERE	310J	DA4B63	2007	75.1	2	Tractor/Loader/Backhoe	4/23/2012		GFE Received
CATERPILLAR	631C	JW5C94	2010	452	3	Scraper	4/23/2012		
CATERPILLAR	140H	HM5E53	2005	165	2	Grader	6/19/2012		GFE Received
DEERE	328	AA9M73	2007	82	2	Skid Steer Loader	8/10/2012		GFE Received
SKYTRAK	8042	KP9P46	2007	110	3	Forklift	8/17/2012		
P&H	453-130	BY3X34	2008	139	3	Crane	9/5/2012		
CATERPILLAR	414E	WJ4X56	2006	92	2	Tractor/Loader/Backhoe	9/5/2012		GFE Received
A&L	210LJ	HK4M87	2011	84	4	Tractor/Loader/Backhoe	10/5/2012		
DEERE	310J	SS4K74	2011	84	4	Tractor/Loader/Backhoe	10/5/2012		
TEREX	RT230-1	TB3E79	2006	130	2	Crane	10/5/2012		GFE Received

Construction Equipment for Mojave Solar Project – July 2013 Equipment Inventory									
Manufacturer	**Model**	**EIN**	**Engine Year**	**Horse Power**	**Engine Tier**	**Vehicle Type**	**Date Arrived**	**Date Left Site**	**Comments**
GROVE	RT518	XE8V88	2008	142	3	Crane	10/5/2012		
TEREX	RT 780	KT4X64	2005	275	2	Crane	10/05/12		GFE Received
TEREX	RT665	NB5R93	2007	215	3	Crane	10/25/2012		
DEERE	310SJ	SP4F87	2011	100	4	Tractor/Loader/Backhoe	10/25/2012		
CATERPILLAR	450E	UB3H55	2008	136	3	Tractor/Loader/Backhoe	10/25/2012		
DIECI	45.17 Icarus	EP4W64	2013	195	4	Rough Terrain Forklift	11/1/2012		
DEERE	210LJ	JW3M53	2011	74	4	Tractor/Loader/Backhoe	11/14/2012		
JLG	G10-55A	WR3G83	2011	130	3	Forklift	11/14/2012		
SKY TRACK	10054	HB6Y56	2012	100	4	Rough Terrain Forklift	11/19/2012		
TEREX	RT780	HR3X86	2006	275	3	Crane	11/19/2012		
GROVE	RT650E	YH5P85	2007	165	3	Crane	11/19/2012		
GENIE	GTH-1056	BJ6A33	2012	139	4	Forklift	11/30/2012		
DEERE	410J	LX6M39	2011	99	4	Tractor/Loader/Backhoe	11/30/2012		
HYSTER	H120FT	NM9Y89	2011	74	4	Forklift	11/30/2012		
JLG	G9-43A	PW7E85	2011	99	4	Forklift	11/30/2012		
GENIE	1056	WG4N88	2010	139	3	Forklift	11/30/2012		
GRADALL	534D9	LG6P89	2011	99	3	Forklift	12/10/2012		
SKY TRAK	10054	YW7Y65	2008	110	3	Forklift	12/10/2012		
CATERPILLAR	315D	BX7C54	2011	115	3	Excavator	12/19/2012		
CATERPILLAR	430E	CT9E46	2011	110	3	Backhoe	12/19/2012		
CATERPILLAR	966H	CU4A75	2008	261	3	Loader	12/19/2012		

Construction Equipment for Mojave Solar Project – July 2013 Equipment Inventory									
Manufacturer	**Model**	**EIN**	**Engine Year**	**Horse Power**	**Engine Tier**	**Vehicle Type**	**Date Arrived**	**Date Left Site**	**Comments**
JLG	10054	AW6L59	2011	110	3	Forklift	12/27/2012		
NEW HOLLAND	B95	DS7V79	2007	95	3	Backhoe	12/27/2012		
TEREX	GTH1056	PP3H77	2011	116	3	Forklift	12/27/2012		
SKYJACK	8042	CE4F84	2008	110	3	Forklift	1/3/2013		
CATERPILLAR	321D	CK7S75	2011	147	3	Excavator	1/3/2013		
TEREX	RT 780	VA3N64	2005	275	3	Crane	1/3/2013		
CATERPILLAR	140M2	XA6E55	2012	264	3	Graders	1/3/2013		
SKYTRAK	8042	HE9X93	2008	110	3	Forklift	1/7/2013		
CATERPILLAR	420F	AE5W73	2012	99.9	3	Backhoe	1/9/2013		
HAMM	3307	GC6S79	2012	74	3	Roller	1/11/2013		
BOMAG	BW177DH	TJ4G76	2010	110	3	Roller	1/11/2013		
CATERPILLAR	420F	AX9E77	2012	99.9	3	Backhoe	1/15/2013		
BOBCAT	S160	KY3G93	2003	56	3	Skid steer	1/15/2013		
KOBELCO	SK70SR	TK3Y36	2005	55	3	Excavator	1/15/2013		
SKYTRAK	10054	WS4M75	2012	100	3	Forklift	1/16/2013		
INGERSOLL - RAND	SD40	WM7E75	2000	80	3	Roller	1/18/2013		
VOLVO	SD100D	AH4W67	2008	130	3	Roller	1/23/2013		
DEERE	210LJ	UC9P95	2011	99.9	3	Backhoe	1/23/2013		
KOMATSU	WA380-6	US8T79	2006	191	3	Loader	1/23/2013		
DEERE	710J	XF3R63	2008	123	3	Backhoe	1/23/2013		
KOMATSU	Fd100t-8	KP8W75	2009	173	3	Forklift	1/23/2013		

Construction Equipment for Mojave Solar Project – July 2013 Equipment Inventory									
Manufacturer	**Model**	**EIN**	**Engine Year**	**Horse Power**	**Engine Tier**	**Vehicle Type**	**Date Arrived**	**Date Left Site**	**Comments**
HYUNDAI	160D-7E	NG7L33	2011	160	3	Forklift	2/2/2013		
DEERE	410J	TF9M89	2007	98	3	Backhoe	2/2/2013		
SKY_TRAK	6036	WK4S78	2006	75	3	Forklift	2/2/2013		
CASE	850L_LGP	MB4W34	2011	99	3	Dozer	2/2/2013		
JLG	G10-55A	LK4C88	2010	101	3	Forklift	2/2/2013		
CATERPILLAR	430F	TP8K57	2012	115.2	3	Backhoe	2/2/2013		
DEERE	210LE	YW3W53	2006	78	3	Backhoe	2/5/2013		
DEERE	135D	YF8D78	2008	97	3	Excavator	2/5/2013		
SKYJACK	VR-843D	UK9H48	2008	110	3	Forklift	2/5/2013		
TEREX	PT100	TT7L43	2010	99.9	3	Loader	2/8/2013		
DEERE	310J	MU8F49	2011	93	3	Backhoe	2/8/2013		
CATERPILLAR	420F	PJ4S33	2012	99.9	3	Backhoe	2/8/2013		
CATERPILLAR	420F	SH5P56	2012	99.9	3	Backhoe	2/11/2013		
OTHER	TJ-5000	MR6P63	2011	220	3	Trucks	2/11/2013		
JLG	G10-55A	KS9K64	2012	250	3	Forklift	2/11/2013		
JLG	G10-55A	Ty9H64	2012	150	3	Aerial Lift	2/11/2013		
HYSTER	H120FT	NM9Y89	2011	74	3	Forklift	2/11/2013		
JLG	660SJ	PC5J79	2012	49	3	Aerial Lift	2/11/2013		
CATERPILLAR	TL943	VT9L56	2011	99	3	Forklift	2/11/2013		
GENIE	Z45/25J	DK3J49	2012	49	3	Aerial Lift	2/19/2013		
TEREX	RT780	VT7C39	2008	275	3	Cranes	2/19/2013		

Construction Equipment for Mojave Solar Project – July 2013 Equipment Inventory									
Manufacturer	**Model**	**EIN**	**Engine Year**	**Horse Power**	**Engine Tier**	**Vehicle Type**	**Date Arrived**	**Date Left Site**	**Comments**
JLG	400S	UV6D76	2006	49	3	Aerial Lift	2/19/2013		
CATERPILLAR	226B3	NS7R98	2011	61	3	Skid-steer-loaders	2/19/2013		
DEERE	135D	YF8D78	2008	97	3	Excavator	2/19/2013		
JLG	G6-42A	TJ4R94	2011	99	3	Forklift	2/19/2013		
GENIE	GTH-5519	JD8F98	2011	67	3	Forklift	3/16/2013		
JLG	10054	CW3C83	2012	85	3	Forklift	3/16/2013		
SKY-TRAK	10054	VA9U73	2008	110	3	Forklift	3/16/2013		
OTHER	XRM1254	EP7D46	2006	122	2	Aerial Lift	3/16/2013		GFE Received
TEREX	RT780	LP9U53	2007	275	3	Cranes	3/16/2013		
HITACHI	ZX300LC	PF9G47	2005	200	2	Excavator	3/16/2013		GFE Received
VOLVO	BL60	BK6U58	2012	83	3	Backhoes	3/18/2013		
JLG	G10-55A	NJ3A43	2013	130	3	Forklift	3/18/2013		
HYSTER	H360HD2	BF6N74	2012	155	3	Forklift	3/18/2013		
GRADALL	544D	MN3Y45	2005	200	2	Forklift	3/19/2013		GFE Received
CASE	580SM/2	SH8S69	2007	95	2	Backhoes	3/22/2013		On-site but not In use
CARELIFT	ZB20044-44	KV9A38	2011	160	3	Forklift	3/25/2013		
VOLVO	ECR88	RL9G83	2012	57	3	Excavator	3/28/2013		
JLG	G10-55A-CAB	WU9J47	2011	130	3	Forklift	3/28/2013		
CASE	580-SN	RT9H99	2011	97	3	Backhoes	3/29/2013		

Construction Equipment for Mojave Solar Project – July 2013 Equipment Inventory									
Manufacturer	**Model**	**EIN**	**Engine Year**	**Horse Power**	**Engine Tier**	**Vehicle Type**	**Date Arrived**	**Date Left Site**	**Comments**
JLG	G10-55A	WW6W44	2011	130	3	Forklift	3/29/2013		
CATERPILLAR	TL1255	SU4H58	2011	138	3	Forklift	3/29/2013		
HYSTER	H210	KH9A63	2004	195	2	Forklift	3/29/2013		GFE Received
JLG	G6-42A	JT4R94	2011	99	3	Forklift	3/16/2013		
JLG	G10-55A	UB3R85	2007	140	3	Forklift	3/26/2013		
GENIE	TH1056C	HX5Y45	2005	125	2	Forklift	3/29/2013		GFE Received
VOLVO	ERC145DL	RB7E53	2012	114	3	Excavator	4/2/2013		
INGERSOLL-RAND	SD45D/F	ES5C78	2006	80	2	Roller	4/2/2013		GFE Received
VOLVO	SD43D/F	TY8A44	2007	80	2	Paver	4/2/2013		GFE Received
CATERPILLAR	D8T	WJ8T88	2006	310	3	Tractors/Loaders/Backhoes	4/2/2013		
SKY-TRAK	10054	KB9Y73	2012	110	3	Forklift	4/2/2013		
DEERE	200D	AB7M73	2011	159	3	Excavator	4/2/2013		
LIEBHERR	LTM_1220-5.1	AD6Y38	2008	496	3	Crane	4/3/2013		
CATERPILLAR	345DL	EC8J65	2008	410	3	Excavator	4/3/2013		
VOLVO	L90G	UM9N34	2012	161	3	Tractors/Loaders/Backhoes	4/3/2013		
VOLVO	L90G	KR7W43	2012	161	3	Tractors/Loaders/Backhoes	4/3/2013		
VOLVO	SD-100D	VU9S58	2008	130	3	Roller	4/4/2013		
DEERE	JD450JLT	KM3W94	2010	77	3	Other	4/4/2013		
GRADALL	G6-42P	VH3R63	2005	99	2	Other	4/4/2013		GFE Received
GRADALL	G6-42A	AR6S85	2006	99.9	2	Forklift	4/4/2013		GFE Received

Construction Equipment for Mojave Solar Project – July 2013 Equipment Inventory									
Manufacturer	**Model**	**EIN**	**Engine Year**	**Horse Power**	**Engine Tier**	**Vehicle Type**	**Date Arrived**	**Date Left Site**	**Comments**
KOMATSU	PC400LC-7EO	TA7R86	2006	353	3	Backhoe	4/4/2013		
INGERSOLL-RAND	SD116DX	HT4J67	2007	160	3	Roller	4/4/2013		
OTHER	TJ-5000	VG9N57	2012	220	3	Truck	4/5/2013		
TEREX	RT-780	TH9R77	2005	275	2	Other	4/9/2013		GFE Received
MANITOWOC	16000	WC8X98	2010	500	3	Crane	4/11/2013		
TEREX	RT-230	SP8M78	2012	130	3	Crane	4/11/2013		
CATERPILLAR	328D	ME3U69	2010	204	3	Excavator	4/12/2013		
SANY-HEAVY-IND	SRC840_RT	VE4C37	2012	408	3	Crane	4/12/2013		
GENIE	Z45/25J-DSL-4WD	NK9E56	2006	48	2	Aerial Lift	4/17/2013		GFE Received
GENIE	GTH-1056	BG9E85	2012	139	3	Forklift	4/17/2013		
JLG	10054	JR6U95	2008	110	3	Forklift	4/17/2013		
DEERE	318D	LW3B46	2011	76.1	3	Tractors/Loaders/Backhoes	4/17/2013		
SKY-TRAK	SJ46AJ	MY4T53	2012	49	3	Aerial Lift	4/17/2013		
SKY_TRAK	10K_RCHLFT	KV5C43	2007	110	3	Forklifts	5/1/2013		
VOLVO	ECR305CL	VT9L86	2010	205	3	Excavator	5/2/2013		
DEERE	210LJ	UC3K76	2008	99	3	Backhoes	5/2/2013		
TEREX	RT345	JS3S84	2011	160	3	Cranes	5/6/2013		
MASSEY-FERGUSON	6255	GA8S84	2003	93	1	Tractor	5/8/2013	5/16/2013	Off Site
GRADALL	544D	EU9X67	2000	130	1	Forklifts	5/9/2013	5/10/2013	Off Site
BOBCAT	T190	WS8X94	2010	66	3	Loaders	5/13/2013		

Construction Equipment for Mojave Solar Project – July 2013 Equipment Inventory									
Manufacturer	**Model**	**EIN**	**Engine Year**	**Horse Power**	**Engine Tier**	**Vehicle Type**	**Date Arrived**	**Date Left Site**	**Comments**
CATERPILLAR	966H	WM3B35	2007	261	3	Loaders	5/17/2013		
SKY_TRAK	10K_RCHLFT	RA7A36	2007	110	3	Forklifts	5/20/2013		
CATERPILLAR	297C	BT6X94	2007	94	2	Loaders	5/30/2013	6/5/2013	Off Site
CATERPILLAR	TH460B	EH3K78	2005	100	1	Lifts	6/4/2013	6/6/2013	Off Site
SKY_TRAK	10054	CS5E84	2012	100	3	Forklifts	6/5/2013		
JCB	527-55	TJ8X64	2012	75	3	Forklifts	6/5/2013		
LJG	G10-55A	BJ5B48	2012	130	3	Forklifts	6/6/2013		
GEHL	DL11L-55	US9P64	2008	115	3	Forklifts	6/6/2013		
JLG	800S	CY3K64	2007	65	2	Lifts	6/7/2013	6/17/2013	Off Site
DEERE	326D	CX5A73	2011	75	3	Loaders	6/7/2013		
LINK-BELT	RTC 8075	FN9D69	2009	225	3	Cranes	6/7/2013		
JLG	120AJP_125ART	JE6P64	2011	74	3	Lifts	6/7/2013		
SNORKEL	T65RTCU	EG4G76	2008	65	3	Lifts	6/7/2013		
GENIE	Z-80/60J-W/GEN	AX5A64	2010	73	3	Lifts	6/10/2013		
JLG	800AJ	CY4A37	2011	50	3	Lifts	6/10/2013		
DEERE	310SJ	MC7U99	2010	93	3	Backhoes	6/14/2013		
DEERE	544K	SR5B39	2010	167	3	Backhoes	6/14/2013		
DEERE	310SJ	CE6E43	2007	93	2	Backhoes	6/14/2013	6/18/2013	Off Site
CASE	821F	PB4E64	2011	169	3	Backhoes	6/14/2013		

Construction Equipment for Mojave Solar Project – July 2013 Equipment Inventory									
Manufacturer	**Model**	**EIN**	**Engine Year**	**Horse Power**	**Engine Tier**	**Vehicle Type**	**Date Arrived**	**Date Left Site**	**Comments**
GROVE	RT765E-2	LV6V74	2013	240	3	Cranes	6/17/2013		
DEERE	310SG	NA3P73	2006	93	2	Backhoes	6/18/2013	6/19/2013	Off Site
TEREX	RT_780	UA6T98	2006	275	3	Cranes	6/19/2013		
CATERPILLAR	D8T	JB5X88	2004	310	2	Tractors	7/1/2013	7/8/2013	Off Site
KOMATSU	PC308USL_3	WG8P59	2005	189	2	Excavators	7/1/2013	7/9/2013	Off Site
CATERPILLAR	D8T	XF9M63	2006	310	3	Tractors	7/2/2013		
GENIE	Z-13570	YK7C77	2010	74	3	Lifts	7/8/2013		
TEREX	RT555	WS6S45	2005	185	2	Cranes	7/8/2013	7/18/2013	Off Site
SKY JACK	SJ66T	BP6P88	2012	64	3	Lifts	7/11/2013		
JLG	800AJ	CS9L37	2008	62	3	Lifts	7/16/2013		

EIN = Equipment Identification Number
GFE = good faith effort

Appendix B
Biological Resources

Mojave Solar Project
Monthly Compliance Report
San Bernardino County, California

July 2013 Reporting Period

Biological Resources
Monthly Monitoring Report
Conditions of Certification
BIO-2, BIO-3, BIO-4, BIO-5, BIO-7, BIO-11, BIO-14, BIO-18

July 2013 Reporting Period

Prepared for:

Mojave Solar LLC
13911 Park Avenue, Suite 206
Victorville, California 92392

Prepared by:

CH2MHILL®

2485 Natomas Park Drive
Sacramento, California 95833

August 2013

Table of Contents

Section Page

Introduction 1
Status of Biological Staff 1

Ongoing Construction Monitoring 1
Construction Activities 2
Hazardous Material Spills 3
Non-compliance Notifications or Reports 3
Trash 3

Special-status Species Monitoring and Other Surveys 4
Desert Tortoise 4
Invasive Weeds 4
Kit Fox and Other Mammals 4
Nesting Birds 5
Raven Monitoring and Management 5
Wildlife Injuries and Mortalities 5
Other Species 6
Items of Concern 6

List of Figures

Figure Page

1 Regional Map 7

2 Biological Resources, July 2013 8

List of Attachments

1 Agency Approval Status of Biological Staff

2 WEAP Summary and July Training Logs

3 Monthly Common Raven Monitoring Results

4 Observed Wildlife Species List

Introduction

Per the California Energy Commission's Abengoa Mojave Solar Project Commission Decision, CEC-800-2010-008-CMF, Docket Number 09-AFC-5, the following monthly compliance report (MCR) summarizes compliance with biological resource protection requirements during construction activities from July 1 through July 31 on the Mojave Solar Project (MSP) in San Bernardino County, California (see Figure 1).

This report does not repeat information provided in previous MCRs and assumes environmental compliance was met unless otherwise noted.

As outlined in the CEC Project Decision, the following biological conditions of certification (COCs) pertaining to monitoring activity covered by this MCR includes but is not limited to:

- BIO-2 Designated Biologist Duties
- BIO-3 Biological Monitor Selection, Qualifications and Duties
- BIO-4 Designated Biologist and Biological Monitor Authority
- BIO-5 Worker Environmental Awareness Program (WEAP)
- BIO-6 Biological Resources Mitigation Implementation and Monitoring Plan (BRMIMP) Development and Compliance
- BIO-7 Impact Avoidance and Minimization Measures
- BIO-11 Desert Tortoise (*Gopherus agassizii*) Exclusion Fencing, Clearance Surveys, and Translocation Plan
- BIO-14 American Badger (*Taxidea taxus*) and Desert Kit Fox (*Vulpes macrotis*) Impact Avoidance and Minimization Measures
- BIO-18 Common Raven (*Corvus corax*) Monitoring, Management, and Control

This MCR was also provided to California Department of Fish and Wildlife (CDFW) and United States Fish and Wildlife Service (USFWS).

Status of Biological Staff

Attachment 1 provides a summary table of the biological staff submitted for approval on this project and the status of their agency approvals.

The five individuals submitted as biological monitors in June were approved in July. In July, the two additional biological monitors were submitted to the agencies for approval.

Ongoing Construction Monitoring

The following section summarizes biological monitoring activities conducted by CH2M HILL throughout July 2013.

Please refer to sections "Desert Tortoise," "Invasive Weed Species," "Kit Fox and Mammal Burrow Monitoring," "Nesting Birds," "Raven Monitoring and Management," "Wildlife

Injury and Mortality," and "Other Species" for specific information about wildlife and plants found by biological monitors in July.

The MSP requires that all onsite staff receive the Worker Environmental Awareness Program (WEAP) training (via DVD) and a brochure prior to start of work. A total of 341 new staff went through WEAP training in July. Attachment 2 provides an ongoing summary table of the project's WEAP attendance and the hard copy sign-in training logs for July 2013.

On a typical weekday, one biological monitor or designated biologist:

- Monitored Harper Dry Lake Road prior to increased morning and afternoon traffic;
- Monitored active construction areas, parking lots, laydown yards and any areas of potential threat to vegetation, soils, or wildlife;
- Inspected desert tortoise exclusion fences and tortoise guards as required;
- Inspected entrapment areas, e.g., trenches;
- Monitored for formation of puddles;
- Inspected kit fox exclusion buffers and downloaded motion-sensor cameras at shelter sites;
- Conducted raven observations and point counts;
- Reported hazardous waste spills to designated biologist;
- Inspected pipes greater than 3 inches in diameter that are less than 8 inches from ground; and
- Other special biological activities as required.

Construction Activities

In July, construction activities occurred in all project sectors with highest concentration in the Alpha and Beta power block areas. In Alpha East, ground disturbance included water treatment plant, effluent line trenching, sump pump trenching, HTF overflow basin, evaporation pond grading and trenching, PSV foundations, drainage excavations, and duct bank trenching. In Alpha West, solar field electrical trenching was monitored. In Beta East, ground disturbance included grading and bore holing for wind fence, effluent line trenching, duct banks, electrical trenching, and drainage excavations. In Beta West, ground disturbance included effluent line trenching, solar electrical trenching and evaporation pond trenching. Additionally, systematic trash removal by sector was accelerated during the month and maintenance of desert tortoise fence occurred on an as-needed basis.

The Alpha 2 well discharge testing phase ended on July 26. Discharge into the Harper Lake wetland was monitored daily throughout the test period with no special-status species observed. Beta 3 well discharge testing will begin in August.

The replacement of the desert tortoise exclusion fence began July 30 on the north boundary of Beta East. Replacement of desert tortoise fence is considered fence maintenance because it is installed concurrently with the security/personnel fence and

within the existing desert tortoise fence to the extent possible. More information on the biological monitoring of this activity is provided in the "Desert Tortoise" section below.

Desert Tortoise Exclusion Fence Repairs

In July, biological staff made comprehensive weekly inspection of the perimeter desert tortoise exclusion fence, which exceeds the monthly fence inspections required by BIO-11 and the Biological Opinion. In anticipation of active tortoise season starting in September, the biological staff organized a thorough fence maintenance effort resulting in minor repairs to 45 points in the tortoise exclusion fence over the entire perimeter.

The only precipitation in July was light rainfall during the night of July 21, mostly on eastern portions of project.

Hazardous Material Spills

Two hazardous material incidents occurred on MSP in July. The first was discovered by a biological monitor just outside the Beta East gate. It involved less than one gallon of diesel fuel on the asphalt surface of Lockhart Road, origin unknown. The biological monitor alerted Health and Safety personnel who executed proper clean-up and disposal.

The second incident involved about one gallon of radiator fluid spilled during a vehicle repair near the water stand tanks in Alpha East. The Health and Safety crew responded and all contaminated soil was removed for proper disposal.

Non-compliance Notifications or Reports

No formal non-compliance notifications or incident reports were issued to MSP in July.

In July, biological monitors identified several minor water leaks that created puddles. These instances were quickly corrected by construction staff.

Trash

Loose trash accumulating on the east side of Alpha East will be an ongoing issue during high wind events. Systematic removal of trash by the housekeeping crew has led to improvement along the fence lines, roads, and other areas where it is concentrated by wind. A pair of ravens now spends most of the day around the Trough Assembly Building (TAB) and associated parking areas. Housekeeping crews increased their effort to keep the TAB area clean. MSP construction staff is considering increasing the number of trash receptacles with lids in high traffic areas to eliminate overflow of trash and prevent ad hoc use of open containers.

Special-status Species Monitoring and Other Surveys

Desert Tortoise

In July, no construction activities required desert tortoise clearance surveys. The new desert tortoise fence installation is considered maintenance of existing fence. The trenches were previously dug and backfilled; therefore, no new vegetation will be disturbed outside of the fence line. Biological monitors escorted construction crews out to the fence replacement in the morning and intermittently inspected desert tortoise fence installation and access routes throughout the day. No sensitive species were observed during fence replacement in July.

No desert tortoises were observed on the project site or any access road to the project in July.

Invasive Weeds

Both tamarisk (*Tamarix ramosissima*) and, Russian thistle (*Salsola tragus*) were observed onsite in July. Russian thistle has a California Invasive Plant Council (Cal-IPC) moderate invasive rating while tamarisk has a high invasive rating. MSP has agreed to contract Brutoco Engineering and Construction Company to serve as California licensed herbicide applicator. Prior to start of their contract, construction personnel began manually removing the largest patch of Russian thistle and seven individuals of tamarisk in Alpha and Beta in July. Biologists have started to map infested weed areas in preparation for Brutoco beginning herbicide application.

Kit Fox and Other Mammals

Two motion sensor cameras remain in use at kit fox shelter sites in Alpha East. The southwest irrigation pipe location is referred to as DKF Site #1, and the trench pipe between mirror rows 126 and 127 is DKF Site #2 (Figure 2).

Activity at both shelter sites remains consistent through July, with intermittent activity at both locations by an individual adult kit fox. Cameras record more use of DKF Site #2 than Site #1, with one to 3 days inactivity at DKF Site #1. Occasionally at DKF Site #2, a pair of kit foxes have been recorded. The kit foxes appear to be more active during the day, with many direct observations by construction workers and biological staff. Five confirmed direct observation locations are shown in Figure 2. Construction personnel have been reminded not to provide a food source for kit fox by picking up trash, as well as strict guidance not to feed kit fox. On July 26 photographs, biological staff noticed an injury to the hind quarters of one kit fox. The injury does not appear to be affecting the individual's behavior.

On July 25, biological staff monitored construction crews for several hours working in the reduced 100-foot exclusion buffer at DKF Site #2. Construction crews stayed outside of the 100-foot buffer at all times. After completion of the activity, the exclusion buffer was returned to 250 feet.

During the week, biological staff checked the integrity of the exclusion buffers and downloaded motion sensor camera photos. Staff also provides a kit fox activity summary to CEC.

Nesting Birds

There were no active nests or nesting behavior by birds observed on MSP in July.

Breeding season nesting raven surveys ended in June and, therefore, were not required in July.

Raven Monitoring and Management

Common raven monitoring activities continued on the MSP site per BIO-18 and as outlined in the *Common Raven Monitoring, Management and Control Plan* (Plan). In July, 62 ravens were incidentally observed within the project boundaries during 40 separate observations. Individual ravens could have been counted multiple times, as it is not possible to distinguish individual sightings from multiple sightings of the same bird. Regarding ravens, no active nests, nesting behavior, or areas of concern were observed within the project boundaries.

Due to cessation of breeding season, raven nest search surveys are no longer required and were not conducted in July. Biological monitors conducted Plan-specified biweekly point count surveys on July 11 and 24. The results are reported in the July 2013 Monthly Common Raven Monitoring Results (Attachment 3).

Wildlife Injuries and Mortalities

The only injured wildlife reported in July was an opossum (*Didelphus virginianus)* found early morning on July 25 in the Alpha East mirror field, row 105 on temporary construction detour to power block (Figure 2). The individual was bleeding from its nose and seemed lethargic. Biological monitors placed it in a pet carrier in a cool indoor location. The designated biologist sought guidance from CEC, CDFW, and USFWS via email and phone. Since USFWS has no authority over this species, CEC biological staff and CDFW recommended releasing individual north of Alpha West and south of Hoffman Road near a tamarisk thicket. Following BRMIMP reporting requirements, a wildlife observation form was submitted within 3 days to CDFW and CEC including incident summary and photographs.

No special-status species mortalities were observed at MSP in July. The only mortality was a common gopher snake (*Pituophis catenifer deserticola*), found crushed on Lockhart Road access to Beta. This species is not afforded any special-status in California. The remains were collected and disposed of offsite.

No other wildlife injuries or special-status wildlife mortalities were observed or reported on the MSP in July.

Other Species

Biologists observed other wildlife species on MSP in July during the course of daily monitoring activities. A list of observed wildlife species is included in Attachment 4. Two sensitive species, Loggerhead Shrike (*Lanius ludovicianus*) and LeConte's Thrasher (*Toxostoma lecontei)* were each observed several times on or just outside the MSP perimeter fence. Both species are CDFW Species of Concern.

Items of Concern

Biological monitors identified an ongoing issue with Southern California Edison (SCE) access. After completion of the transmission towers serving MSP, SCE demobilized its equipment and mistakenly removed the MSP-owned desert tortoise guard from the gate on the south boundary of Beta East. MSP is attempting to get SCE to return the desert tortoise guard. In the meantime, MSP provided a temporary solution by bending and pinning desert tortoise fence to the gate and placing sandbags along gate gaps to maintain desert tortoise site exclusion. MSP staff are not allowed to use this gate. However, SCE still uses the gate. MSP staff have requested that SCE return the desert tortoise guard. They have instructed their staff to replace the temporary exclusion fencing when entering or exiting the gate. However, MSP has no control over SCE and its use of the gate.

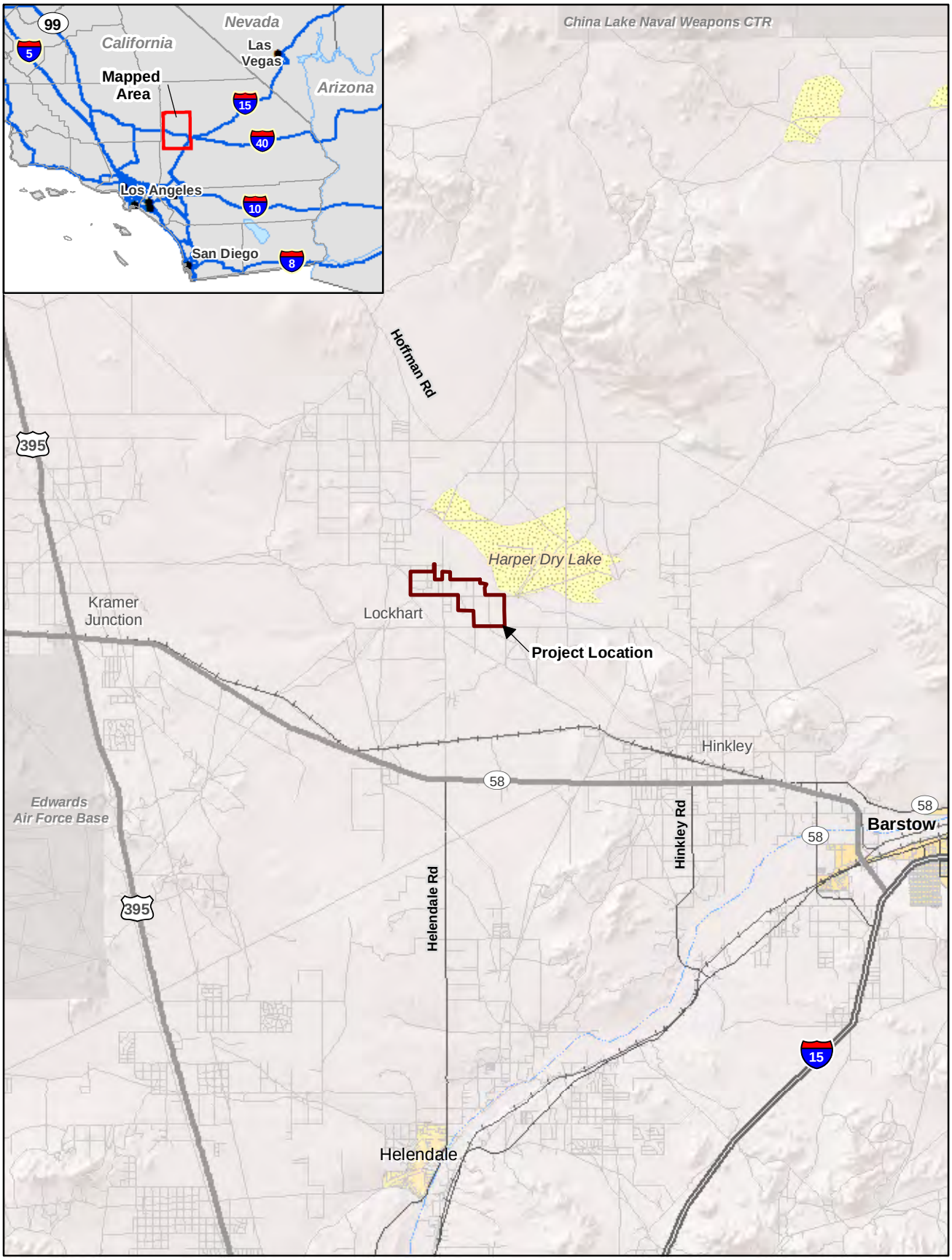

LEGEND

Project Boundary

N

0 2.5 5
Miles

FIGURE 1
Regional Map
Abengoa Mojave Solar Project
San Bernardino County, California

\\ZION\SACGIS\PROJ\SOLARPROJECTS\AGENGOA_MOJAVE_SOLAR\MAPFILES\AMSP_COMPLIANCEREPORT\FIGURE1_LOCATIONMAP.MXD SSCOPES 6/5/2013 9:58:34 AM

CH2MHILL

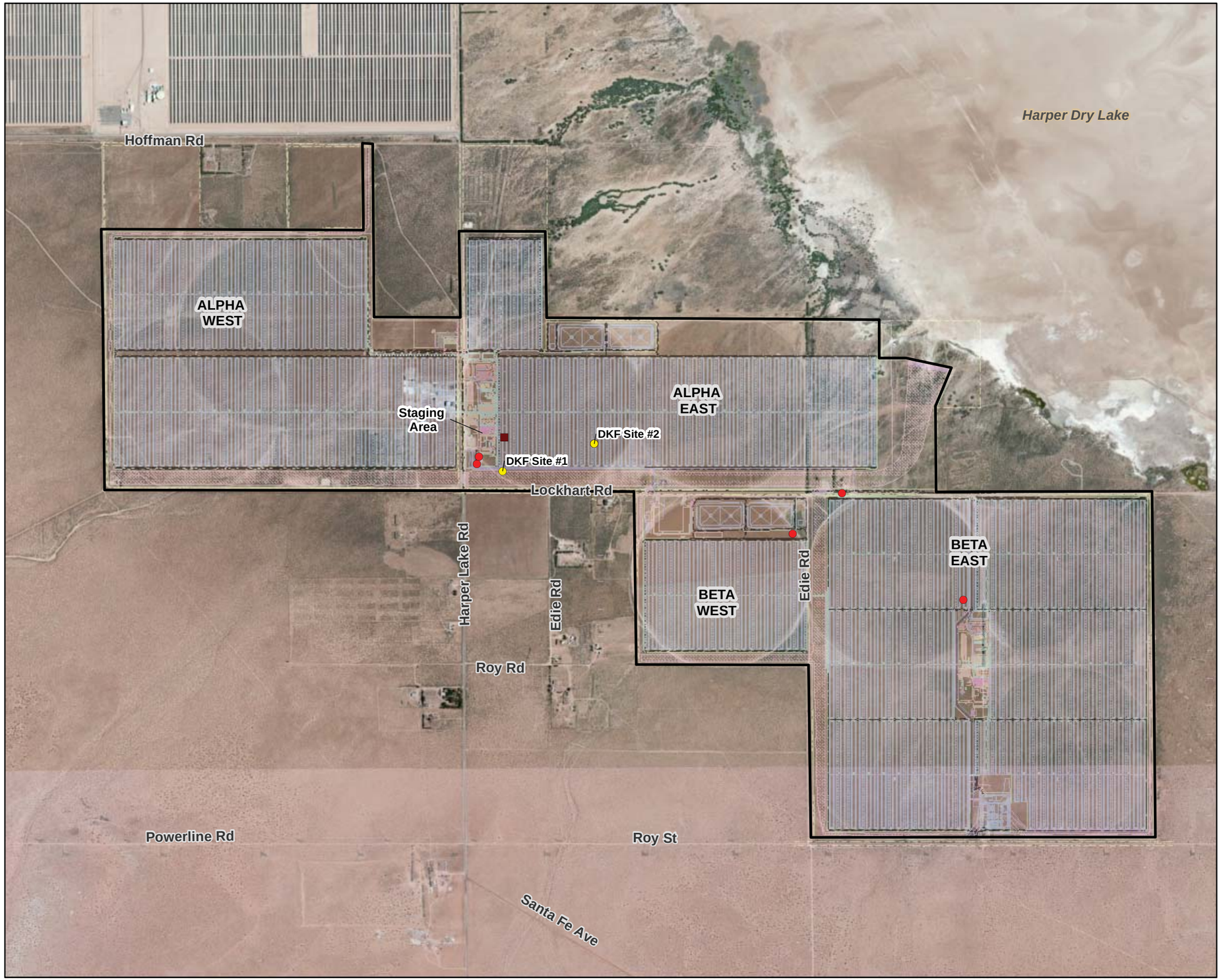

VICINITY MAP

LEGEND

Desert Kit Fox

- Shelter Site (with 250ft Buffer)
- Incidental Observation

Injured Wildlife

- Opossum

Project Boundary

N

0 750 1,500
Feet

FIGURE 2
Biological Resources, July 2013
Abengoa Mojave Solar Project
San Bernardino County, California

CH2MHILL.

SAC \\ZION\SACGIS\PROJ\SOLARPROJECTS\ABENGOA_MOJAVE_SOLAR\MAPFILES\AMSP_COMPLIANCEREPORT\FIGURE2_BIOLOGICALRESOURCES_JULY2013.MXD SSCOPES 8/2/2013 10:35:35 AM

Attachment 1
Agency Approval Status of Biological Staff

Agency Approval Status of Biological Monitor and Designated Biologist
Abengoa Mojave Solar Project

	CEC				CDFW				USFWS	
	BM		DB		BM		DB		AB	
Biologist	**Submitted**	**Approved**	**Submitted**	**Approved**	**Submitted**	**Approved**	**Submitted**	**Approved**	**Submitted**	**Approved**
Brent Finley	5/6/2013	BM	—	—	5/6/2013	submitted	—	—	5/14/2013; Resubmitted 6/26/2013	Submitted, clearance surveys only
Tim Hamaker	5/9/2013	BM	—	—	5/9/2013		—	—	5/14/2013	no approval required
Josh Holloway	—	—	5/10/2013	Alt-DB	—	—	5/10/2013	submitted	5/14/2013	5/20/2013
Morgan King	—	—	5/2/2013	DB	—	—	5/9/2013	submitted	5/8/2013	submitted
Linda Sands	5/9/2013	BM	5/2/2013	Alt-DB not approved	—	—	—	—	5/14/2013; Resubmitted 6/26/2013	Submitted, clearance surveys only
Bruce Weise			5/10/2013	Alt-DB	—	—	5/10/2013	submitted	5/14/2013	5/20/2013
Amy Trexler	6/21/2013	BM	—	—	—	—	—	—	6/26/2013	Submitted, clearance surveys only
Catherine Wangen	6/21/2013	BM	—	—	—	—	—	—	6/26/2013	Submitted, clearance surveys only
Cindy Newman	6/21/2013	BM	—	—	—	—	—	—	—	—
Susan Carlton	6/21/2013	BM	—	—	—	—	—	—	6/26/2013	Submitted, clearance surveys only
Ursula Rogers (Carliss)	6/21/2013	BM	—	—	—	—	—	—	6/26/2013	Submitted, clearance surveys only
Eric Somers	7/30/2013	submitted	—	—	—	—	—	—	—	—

Agency Approval Status of Biological Monitor and Designated Biologist
Abengoa Mojave Solar Project

	CEC				CDFW				USFWS	
	BM		DB		BM		DB		AB	
Biologist	**Submitted**	**Approved**	**Submitted**	**Approved**	**Submitted**	**Approved**	**Submitted**	**Approved**	**Submitted**	**Approved**
Joey Verge	7/30/2013	submitted	—	—	—	—	—	—	—	—

Legend:
CEC= California Energy Commission
CDFW=California Department Fish and Wildlife
USFWS= United States Fish & Wildlife Service
BM= Biological Monitor
AB=Authorized Biologist
Alt-DB = Alternate Designated Biologist
DB=Designated Biologist

Attachment 2
WEAP Summary and Training Logs

WEAP Summary Table through July 31, 2013 Mojave Solar Project	
Month Training Conducted	**Monthly Total of WEAP Attendees***
March 2011	50
April 2011	9
May 2011	18
June 2011	2
July 2011	27
August 2011	63
September 2011	82
October 2011	75
November 2011	41
December 2011	68
January 2012	52
February 2012	112
March 2012	116
April 2012	158
May 2012	208
June 2012	167
July 2012	156
August 2012	271
September 2012	276
October 2012	268
November 2012	93
December 2012	137
January 2013	183
February 2013	195
March 2013	255
April 2013	295
May 2013	408
June 2013	341
July 2013	244
Total	4370
*Attendance is based on training sign-in sheets	

Certification of Completion
Worker Environmental Awareness Program
Mojave Solar Project (09-AFC-5)

This is to acknowledge these individuals have completed a mandatory California Energy Commission-approved Worker Environmental Awareness Program (WEAP). The WEAP includes pertinent information on biological, cultural, and paleontological resources for all personnel (that is, construction supervisors, crews, and plant operators) working on site or at related facilities. By signing below, the participant indicates that he/she understands and shall abide by the guidelines set forth in the program materials. Include this completed form in the Monthly Compliance Report.

No.	Employee Name	Title/Company	Signature
1.	Shawn Swift	Mechanic	
2.	Victor Gonzalez	ARB	
3.	Leon Woods	Murray	
4.	Mark S. Quenez	Safety/Brutoco	
5.	Victor M. Guerrero	Murray	
6.	Francisco J. Amador	murray	
7.	Kirt Roberts	Murray	Kirt Roberts
8.	Andy Minnala	ARB	
9.	David Kacura	Milco	
10.			
11.			
12.			
13.			
14.			
15.			
16.			
17.			
18.			
19.			
20.			
21.			
22.			
23.			
24.			
25.			
26.			
27.			
28.			
29.			
30.			

Biological Trainer: _____ Signature: _____ Date: 07/31/13

Cultural Trainer: _____ Signature: _____ Date: __/__/__

Paleo Trainer: _____ Signature: _____ Date: __/__/__

Certification of Completion
Worker Environmental Awareness Program
Mojave Solar Project (09-AFC-5)

This is to acknowledge these individuals have completed a mandatory California Energy Commission-approved Worker Environmental Awareness Program (WEAP). The WEAP includes pertinent information on biological, cultural, and paleontological resources for all personnel (that is, construction supervisors, crews, and plant operators) working on site or at related facilities. By signing below, the participant indicates that he/she understands and shall abide by the guidelines set forth in the program materials. Include this completed form in the Monthly Compliance Report.

No.	Employee Name	Title/Company	Signature
1.	Tim Pierce	Wood Group	Tim Pierce
2.	Steve Bigley	Wood Group	Steve Bigley
3.	Richard Garcia	Wood Group	Richard Garcia
4.	Danny Guzman	Wood Group	Danny Guzman
5.	Kenny DeFillipes	Wood Group	Kenny DeFillipes
6.	Brad Robinson	Wood Group	[illegible]
7.	Leo Carr	Wood Group	[illegible]
8.	Dan Cronquist	Ninyo & Moore	[illegible]
9.	Dmitriy Bykov	Milco	Dmitriy Bykov
10.	David Preston	Milco	David Preston
11.	Juan Gomez Silva	Field Mechanic / Sunset Rentals	[illegible]
12.			
13.			
14.			
15.			
16.			
17.			
18.			
19.			
20.			
21.			
22.			
23.			
24.			
25.			
26.			
27.			
28.			
29.			
30.			

Biological Trainer: _____ Signature: _____ Date: 2/30/13

Cultural Trainer: _____ Signature: _____ Date: __/__/__

Paleo Trainer: _____ Signature: _____ Date: __/__/__

Certification of Completion
Worker Environmental Awareness Program
Mojave Solar Project (09-AFC-5)

This is to acknowledge these individuals have completed a mandatory California Energy Commission-approved Worker Environmental Awareness Program (WEAP). The WEAP includes pertinent information on biological, cultural, and paleontological resources for all personnel (that is, construction supervisors, crews, and plant operators) working on site or at related facilities. By signing below, the participant indicates that he/she understands and shall abide by the guidelines set forth in the program materials. Include this completed form in the Monthly Compliance Report.

No.	Employee Name	Title/Company	Signature
1.	Jim Pierce	Wood Group	Jim Pierce
2.	Steve Bigley	WoodGroup	Steve Bigley
3.	Richard Garcia	Wood Group	Richard Garcia
4.	Danny Guzman	Wood Group	Danny Guzman
5.	Kenny DeFillipes	WoodGroup	Kenny DeFillipes
6.	Brad Robinson	Wood Group	[illegible]
7.	Leo Carr	Wood Group	[illegible]
8.	Dan Cronquist	Ninyo & Moore	[illegible]
9.	Dmitriy Bykov	Milco	Dmitriy Bykov
10.	David Preston	milco	David Preston
11.	Juan Gomez Silva	Field Mechanic / Sunbelt Rentals	[illegible]
12.			
13.			
14.			
15.			
16.			
17.			
18.			
19.			
20.			
21.			
22.			
23.			
24.			
25.			
26.			
27.			
28.			
29.			
30.			

Biological Trainer: _____ Signature: _____ Date: 7/29/13

Cultural Trainer: _____ Signature: _____ Date: __/__/__

Paleo Trainer: _____ Signature: _____ Date: __/__/__

Certification of Completion
Worker Environmental Awareness Program
Mojave Solar Project (09-AFC-5)

This is to acknowledge these individuals have completed a mandatory California Energy Commission-approved Worker Environmental Awareness Program (WEAP). The WEAP includes pertinent information on biological, cultural, and paleontological resources for all personnel (that is, construction supervisors, crews, and plant operators) working on site or at related facilities. By signing below, the participant indicates that he/she understands and shall abide by the guidelines set forth in the program materials. Include this completed form in the Monthly Compliance Report.

No.	Employee Name	Title/Company	Signature
1.	Joseph C. Dorough	Welder, FHI	[illegible]
2.	Danny E. Guinn	Welder, FHI	[illegible]
3.	BRETT HURTIENNE	PM/ENG, BARNHART	[illegible]
4.	John HOLZER	IUEC 18	[illegible]
5.	ROBERT ROGGE	CWI	Robert Rogge
6.			
7.			
8.			
9.			
10.			
11.			
12.			
13.			
14.			
15.			
16.			
17.			
18.			
19.			
20.			
21.			
22.			
23.			
24.			
25.			
26.			
27.			
28.			
29.			
30.			

Biological Trainer: _____ Signature: _____ Date: 7/25/13

Cultural Trainer: _____ Signature: _____ Date: ___/___/___

Paleo Trainer: _____ Signature: _____ Date: ___/___/___

Certification of Completion
Worker Environmental Awareness Program
Mojave Solar Project (09-AFC-5)

This is to acknowledge these individuals have completed a mandatory California Energy Commission-approved Worker Environmental Awareness Program (WEAP). The WEAP includes pertinent information on biological, cultural, and paleontological resources for all personnel (that is, construction supervisors, crews, and plant operators) working on site or at related facilities. By signing below, the participant indicates that he/she understands and shall abide by the guidelines set forth in the program materials. Include this completed form in the Monthly Compliance Report.

No.	Employee Name	Title/Company	Signature
1.	Cynthia W. Newman	Biologist/CH2MHILL	Cynthia W. Newman
2.	Ruben CARDENAS	Brutoco	[illegible]
3.	Jeremy Chavez	Milco	[illegible]
4.	Michael Cohee	BRUTOCO	[illegible]
5.	Robert Nolan	Brutoco	[illegible]
6.	JOHN SWIEGOSKI	BUREAU VERITAS	[illegible]
7.	Abel Herrera	MILCO	[illegible]
8.	CASEY SANTIAGO	HIGH LIGHT ELECTRIC	[illegible]
9.	David Howard	High Light Electric	[illegible]
10.	Fred EVANS	High Light Electric	Fred Evans
11.			
12.			
13.			
14.			
15.			
16.			
17.			
18.			
19.			
20.			
21.			
22.			
23.			
24.			
25.			
26.			
27.			
28.			
29.			
30.			

Biological Trainer: _____ Signature: _____ Date: 7/25/13

Cultural Trainer: _____ Signature: _____ Date: ___/___/___

Paleo Trainer: _____ Signature: _____ Date: ___/___/___

Certification of Completion
Worker Environmental Awareness Program
Mojave Solar Project (09-AFC-5)

This is to acknowledge these individuals have completed a mandatory California Energy Commission-approved Worker Environmental Awareness Program (WEAP). The WEAP includes pertinent information on biological, cultural, and paleontological resources for all personnel (that is, construction supervisors, crews, and plant operators) working on site or at related facilities. By signing below, the participant indicates that he/she understands and shall abide by the guidelines set forth in the program materials. Include this completed form in the Monthly Compliance Report.

No.	Employee Name	Title/Company	Signature
1.	Tom Vogel	Millwright ARB	
2.	Brad Pawelczyk	Millwright ARB	
3.	Chris McCall	PM/UMEL	
4.	Joseph Petorella	Opt. Univ. Amer	
5.	GREG MICHIE	MAXIM CRANE	
6.	RICARDO M SANCHEZ	MILCO CONSTRUCTION	
7.	DAVID YATES	Granite GE	
8.	Ron Nua	Carpenter/Brand	
9.	Cedric Tei	Carpenter/Brand	
10.	PEDRO LARIOS	CARPENTER/BRAND	Pedro Larios M.
11.	Raul Vargas	Pipe welder	
12.	STEVE KASCHT	PM/MN CONWAY	
13.	Dennis Pacholski	Designer/MN Conway	
14.	Fred Barrientos	MILCO	
15.	LUIS SANDOVAL	HIGH LIGHT	Luis Sandoval
16.			
17.			
18.			
19.			
20.			
21.			
22.			
23.			
24.			
25.			
26.			
27.			
28.			
29.			
30.			

Biological Trainer: _____ Signature: _____ Date: 7/24/13

Cultural Trainer: _____ Signature: _____ Date: ___/___/___

Paleo Trainer: _____ Signature: _____ Date: ___/___/___

Certification of Completion
Worker Environmental Awareness Program
Mojave Solar Project (09-AFC-5)

This is to acknowledge these individuals have completed a mandatory California Energy Commission-approved Worker Environmental Awareness Program (WEAP). The WEAP includes pertinent information on biological, cultural, and paleontological resources for all personnel (that is, construction supervisors, crews, and plant operators) working on site or at related facilities. By signing below, the participant indicates that he/she understands and shall abide by the guidelines set forth in the program materials. Include this completed form in the Monthly Compliance Report.

No.	Employee Name	Title/Company	Signature
1.	Cynthia W. Newman	Biologist/CH2MHILL	Cynthia W. Newman
2.	Ruben CARDENAS	Brutoco	[illegible]
3.	Jeremy Chavez	Milco	[illegible]
4.	Michael Cohee	Brutoco	[illegible]
5.	Robert Nolan	Brutoco	[illegible]
6.	JOHN SWIEGOSKI	BUREAU VERITAS	[illegible]
7.	Abel Herrera	MILCO	[illegible]
8.	CASEY SANTIAGO	HIGH LIGHT ELECTRIC	[illegible]
9.	David Howard	High Light Electric	[illegible]
10.	Fred EVANS	High Light Electric	Fred Evans
11.			
12.			
13.			
14.			
15.			
16.			
17.			
18.			
19.			
20.			
21.			
22.			
23.			
24.			
25.			
26.			
27.			
28.			
29.			
30.			

Biological Trainer: _____ Signature: _____ Date: 7/25/13

Cultural Trainer: _____ Signature: _____ Date: ___/___/___

Paleo Trainer: _____ Signature: _____ Date: ___/___/___

Certification of Completion
Worker Environmental Awareness Program
Mojave Solar Project (09-AFC-5)

This is to acknowledge these individuals have completed a mandatory California Energy Commission-approved Worker Environmental Awareness Program (WEAP). The WEAP includes pertinent information on biological, cultural, and paleontological resources for all personnel (that is, construction supervisors, crews, and plant operators) working on site or at related facilities. By signing below, the participant indicates that he/she understands and shall abide by the guidelines set forth in the program materials. Include this completed form in the Monthly Compliance Report.

No.	Employee Name	Title/Company	Signature
1.	Joseph C. Dorough	Welder, FHI	[illegible]
2.	Danny E. Quinn	Welder, FHI	[illegible]
3.	BRETT HURTIENNE	PM/ENG, BRENNTAG	[illegible]
4.	John HOLZER	IUEC 18	[illegible]
5.	ROBERT ROGGE	CWI	Robert Rogge
6.			
7.			
8.			
9.			
10.			
11.			
12.			
13.			
14.			
15.			
16.			
17.			
18.			
19.			
20.			
21.			
22.			
23.			
24.			
25.			
26.			
27.			
28.			
29.			
30.			

Biological Trainer: _____ Signature: _____ Date: 7/23/13

Cultural Trainer: _____ Signature: _____ Date: __/__/__

Paleo Trainer: _____ Signature: _____ Date: __/__/__

Certification of Completion
Worker Environmental Awareness Program
Mojave Solar Project (09-AFC-5)

This is to acknowledge these individuals have completed a mandatory California Energy Commission-approved Worker Environmental Awareness Program (WEAP). The WEAP includes pertinent information on biological, cultural, and paleontological resources for all personnel (that is, construction supervisors, crews, and plant operators) working on site or at related facilities. By signing below, the participant indicates that he/she understands and shall abide by the guidelines set forth in the program materials. Include this completed form in the Monthly Compliance Report.

No.	Employee Name	Title/Company	Signature
1.	Josh Arnold	Largo	
2.	Raymond J Morales	Murray/Journeyman	
3.	Ronnie Hampton	Murray/Journeyman	
4.	Francisco Salcal	High Lift Driver	
5.	DAVID PEREZCHICA	CH2M HILL	
6.	Sergio Contreras	Milco	
7.	Vidal Molina	ARB	
8.	ROBERT SHAW	ARB	
9.	Bryan Hys	Largo Concrete	
10.	Ray Hughes	BP	
11.	Aaron Pelletier	MILCO	
12.	NEIL BAPTISTE	MURRAY	
13.	MICHAEL GITTINS	MURRAY	
14.	Lenny Candilino	Largo	
15.	JEROME WASHINGTON	Milco Journeyman	
16.	Craig Gloho	QA/QC MILCO	
17.	Ron Little	Boilermaker/Milco	
18.	LARRY DASH	BPCTOCO CCC	
19.			
20.	Manuel Valenzuela Cruz	Boilermaker milco	
21.	REARY HAWKINS	SAFETY/ UMEC	
22.	PAUL LARSON	Carpenter/Largo	
23.			
24.			
25.			
26.			
27.			
28.			
29.			
30.			

Biological Trainer: _____ Signature: _____ Date: 7/22/13

Cultural Trainer: _____ Signature: _____ Date: __/__/__

Paleo Trainer: _____ Signature: _____ Date: __/__/__

Certification of Completion
Worker Environmental Awareness Program
Mojave Solar Project (09-AFC-5)

This is to acknowledge these individuals have completed a mandatory California Energy Commission-approved Worker Environmental Awareness Program (WEAP). The WEAP includes pertinent information on biological, cultural, and paleontological resources for all personnel (that is, construction supervisors, crews, and plant operators) working on site or at related facilities. By signing below, the participant indicates that he/she understands and shall abide by the guidelines set forth in the program materials. Include this completed form in the Monthly Compliance Report.

No.	Employee Name	Title/Company	Signature
1.	ELEAZAR RAMINEZ	ARB	Eleazar Ramirez
2.	ERNESTO BRAVO	Engineer / GE	Ernesto Bravo
3.	ANGELO VERONESI	BRUTOCO	Angelo Veronesi
4.	Jose Rodriguez Granini	Murray	Jose Rodriguez
5.	ANTRANIC DONABIDIAN	Murray	Antranic Donabidian
6.	John A. "Pete" BECKER	BRAND	[illegible]
7.	ROBERTO GUERRA	ABEINSA	Roberto Guerra
8.	STEVE STEWART	BRAND	Steve Stewart
9.	Francisco J. Cortés	BRAND	[illegible]
10.	Josue Lopez	Murray	[illegible]
11.	RONALD CAMPBELL	BRAND	Ronald Campbell
12.	GABRIEL MARTINEZ	BRAND	[illegible]
13.	JUAN QUIRIEL	BRAND	Juan Quiriel
14.	ALEX SAGALE	BRAND	Alex Sagale
15.			
16.			
17.			
18.			
19.			
20.			
21.			
22.			
23.			
24.			
25.			
26.			
27.			
28.			
29.			
30.			

Biological Trainer: _____ Signature: _____ Date: 07/18/13

Cultural Trainer: _____ Signature: _____ Date: __/__/__

Paleo Trainer: _____ Signature: _____ Date: __/__/__

Certification of Completion
Worker Environmental Awareness Program
Mojave Solar Project (09-AFC-5)

This is to acknowledge these individuals have completed a mandatory California Energy Commission-approved Worker Environmental Awareness Program (WEAP). The WEAP includes pertinent information on biological, cultural, and paleontological resources for all personnel (that is, construction supervisors, crews, and plant operators) working on site or at related facilities. By signing below, the participant indicates that he/she understands and shall abide by the guidelines set forth in the program materials. Include this completed form in the Monthly Compliance Report.

No.	Employee Name	Title/Company	Signature
1.	ELEAZAR RAMIREZ	ARB	Eleazar Ramirez
2.	ERNESTO BRAVO	Engineer / GE	Ernesto Bravo
3.	ANGELO VERONESI	BRUTOCO	Angelo Veronesi
4.	Jose Rodriguez Gracian	Murray	Jose Rodriguez
5.	AMTRANIC DONABIDIAN	Murray	Antranic Donabidian
6.	John A. "Pete" Becker	BRAND	[illegible]
7.	ROBERTO GUERRA	ABEINSA	Roberto Guerra
8.	STEVE STEWART	BRAND	Steve Stewart
9.	Francisco J. Cortes	BRAND	[illegible]
10.	Josue Lopez	Murray	[illegible]
11.	RONALD CAMPBELL	BRAND	Ronald Campbell
12.	GABRIEL MARTINEZ	BRAND	[illegible]
13.	Juan Oviel	BRAND	Juan Oviel
14.	ALEX SAGALE	BRAND	Alex Sagale
15.			
16.			
17.			
18.			
19.			
20.			
21.			
22.			
23.			
24.			
25.			
26.			
27.			
28.			
29.			
30.			

Biological Trainer: _____ Signature: _____ Date: 07/18/13

Cultural Trainer: _____ Signature: _____ Date: __/__/__

Paleo Trainer: _____ Signature: _____ Date: __/__/__

Certification of Completion
Worker Environmental Awareness Program
Mojave Solar Project (09-AFC-5)

This is to acknowledge these individuals have completed a mandatory California Energy Commission-approved Worker Environmental Awareness Program (WEAP). The WEAP includes pertinent information on biological, cultural, and paleontological resources for all personnel (that is, construction supervisors, crews, and plant operators) working on site or at related facilities. By signing below, the participant indicates that he/she understands and shall abide by the guidelines set forth in the program materials. Include this completed form in the Monthly Compliance Report.

No.	Employee Name	Title/Company	Signature
1.	Nicholas Alvarez	XRay/QSL	
2.	JUSTIN PIRRCE	X.RAY QSL	
3.	THOMAS BROWN	Operator Mike ZARB	
4.	Kai Isernhagen	ARB Inc	
5.	DANIEL FIGUEROA	ARB Inc	
6.	Mehmet KARACAY	ARB Inc	
7.	JOSE Luis malaga	ARB	J. Luis Malaga
8.	CHAD WOODWARD	ARB INC	
9.			
10.			
11.			
12.			
13.			
14.			
15.			
16.			
17.			
18.			
19.			
20.			
21.			
22.			
23.			
24.			
25.			
26.			
27.			
28.			
29.			
30.			

Biological Trainer: _____ Signature: _____ Date: 7/17/13

Cultural Trainer: _____ Signature: _____ Date: __/__/__

Paleo Trainer: _____ Signature: _____ Date: __/__/__

Certification of Completion
Worker Environmental Awareness Program
Mojave Solar Project (09-AFC-5)

This is to acknowledge these individuals have completed a mandatory California Energy Commission-approved Worker Environmental Awareness Program (WEAP). The WEAP includes pertinent information on biological, cultural, and paleontological resources for all personnel (that is, construction supervisors, crews, and plant operators) working on site or at related facilities. By signing below, the participant indicates that he/she understands and shall abide by the guidelines set forth in the program materials. Include this completed form in the Monthly Compliance Report.

No.	Employee Name	Title/Company	Signature
1.	Thomas O'Loughlin	Steiny	[illegible]
2.	Cathy Simonson	ARB Inc	Cathy Simonson
3.	Tammy Curran	Safety 1st	Tammy Curran
4.	Roberto Gonzalez	Largo	[illegible]
5.	Chad Borges	Largo	[illegible]
6.	Ernesto Macias	LARGO	[illegible]
7.	RICH WAGONER	QSL	[illegible]
8.	BRYAN TANNER	QSL	[illegible]
9.	ALEX LOPEZ	QSL	[illegible]
10.	RANDY ROBERTS	STEINY	[illegible]
11.	Matt Johnson	Gerdau	[illegible]
12.	Chris Wells	Gerdau	[illegible]
13.			
14.			
15.			
16.			
17.			
18.			
19.			
20.			
21.			
22.			
23.			
24.			
25.			
26.			
27.			
28.			
29.			
30.			

Biological Trainer: _____ Signature: _____ Date: 7/18/13

Cultural Trainer: _____ Signature: _____ Date: __/__/__

Paleo Trainer: _____ Signature: _____ Date: __/__/__

Certification of Completion
Worker Environmental Awareness Program
Mojave Solar Project (09-AFC-5)

This is to acknowledge these individuals have completed a mandatory California Energy Commission-approved Worker Environmental Awareness Program (WEAP). The WEAP includes pertinent information on biological, cultural, and paleontological resources for all personnel (that is, construction supervisors, crews, and plant operators) working on site or at related facilities. By signing below, the participant indicates that he/she understands and shall abide by the guidelines set forth in the program materials. Include this completed form in the Monthly Compliance Report.

No.	Employee Name	Title/Company	Signature
1.	Marcelo Pore Hg	Gerdau	
2.	Eric Ingersoll JR	Gerdau	
3.	Robert Rietveld	Electrician / Davis Electric	
4.	Wesley Burdsley	Electrician / Davis Electric	
5.	Kevin Franks	Milco / Crane	
6.	OMAR CASTELLANOS	Milco	
7.	Tommy Herrera	Hill	
8.	Benjamin Tajik	Civil Inspector / Milco Constructors	
9.	Tony Knittel	FITTER / ARB	
10.	THOM DOOLITTLE	QC INSP. / ARB	
11.	DAVID FARRAR	MERLI	
12.	VALENTIN MARTINEZ	Abeinsa EPC	
13.			
14.			
15.			
16.			
17.			
18.			
19.			
20.			
21.			
22.			
23.			
24.			
25.			
26.			
27.			
28.			
29.			
30.			

Biological Trainer: _____ Signature: _____ Date: 7/15/13

Cultural Trainer: _____ Signature: _____ Date: __/__/__

Paleo Trainer: _____ Signature: _____ Date: __/__/__

Certification of Completion
Worker Environmental Awareness Program
Mojave Solar Project (09-AFC-5)

This is to acknowledge these individuals have completed a mandatory California Energy Commission-approved Worker Environmental Awareness Program (WEAP). The WEAP includes pertinent information on biological, cultural, and paleontological resources for all personnel (that is, construction supervisors, crews, and plant operators) working on site or at related facilities. By signing below, the participant indicates that he/she understands and shall abide by the guidelines set forth in the program materials. Include this completed form in the Monthly Compliance Report.

No.	Employee Name	Title/Company	Signature
1.	Joseph Price	Radiographer/QSL NDT	
2.	Dale Petty	Radiographer/QSL NDT	
3.			
4.			
5.			
6.			
7.			
8.			
9.			
10.			
11.			
12.			
13.			
14.			
15.			
16.			
17.			
18.			
19.			
20.			
21.			
22.			
23.			
24.			
25.			
26.			
27.			
28.			
29.			
30.			

Biological Trainer: _____ Signature: _____ Date: 07/15/13

Cultural Trainer: _____ Signature: _____ Date: __/__/__

Paleo Trainer: _____ Signature: _____ Date: __/__/__

Certification of Completion
Worker Environmental Awareness Program
Mojave Solar Project (09-AFC-5)

This is to acknowledge these individuals have completed a mandatory California Energy Commission-approved Worker Environmental Awareness Program (WEAP). The WEAP includes pertinent information on biological, cultural, and paleontological resources for all personnel (that is, construction supervisors, crews, and plant operators) working on site or at related facilities. By signing below, the participant indicates that he/she understands and shall abide by the guidelines set forth in the program materials. Include this completed form in the Monthly Compliance Report.

No.	Employee Name	Title/Company	Signature
1.	Brad Schroeder	Cedros/Layne	[illegible]
2.	PABLO GONZALEZ	ABENGOA	[illegible]
3.	Eunice Flores	Milco	[illegible]
4.	Robin Ruvalcaba	milco	[illegible]
5.	JUAN CORTEZ	Milco	[illegible]
6.	A. Rene Estrada	milco	A. Rene Estrada
7.			
8.			
9.			
10.			
11.			
12.			
13.			
14.			
15.			
16.			
17.			
18.			
19.			
20.			
21.			
22.			
23.			
24.			
25.			
26.			
27.			
28.			
29.			
30.			

Biological Trainer: _____ Signature: _____ Date: 7/12/13

Cultural Trainer: _____ Signature: _____ Date: __/__/__

Paleo Trainer: _____ Signature: _____ Date: __/__/__

Certification of Completion
Worker Environmental Awareness Program
Mojave Solar Project (09-AFC-5)

This is to acknowledge these individuals have completed a mandatory California Energy Commission-approved Worker Environmental Awareness Program (WEAP). The WEAP includes pertinent information on biological, cultural, and paleontological resources for all personnel (that is, construction supervisors, crews, and plant operators) working on site or at related facilities. By signing below, the participant indicates that he/she understands and shall abide by the guidelines set forth in the program materials. Include this completed form in the Monthly Compliance Report.

No.	Employee Name	Title/Company	Signature
1.	David Casillas	BLM	[illegible]
2.	David Pryor	Hot Line	David Pryor
3.			
4.			
5.			
6.			
7.			
8.			
9.			
10.			
11.			
12.			
13.			
14.			
15.			
16.			
17.			
18.			
19.			
20.			
21.			
22.			
23.			
24.			
25.			
26.			
27.			
28.			
29.			
30.			

Biological Trainer: _____ Signature: _____ Date: 7/11/13

Cultural Trainer: _____ Signature: _____ Date: __/__/__

Paleo Trainer: _____ Signature: _____ Date: __/__/__

Certification of Completion
Worker Environmental Awareness Program
Mojave Solar Project (09-AFC-5)

This is to acknowledge these individuals have completed a mandatory California Energy Commission-approved Worker Environmental Awareness Program (WEAP). The WEAP includes pertinent information on biological, cultural, and paleontological resources for all personnel (that is, construction supervisors, crews, and plant operators) working on site or at related facilities. By signing below, the participant indicates that he/she understands and shall abide by the guidelines set forth in the program materials. Include this completed form in the Monthly Compliance Report.

No.	Employee Name	Title/Company	Signature
1.	Albert Johnson	Engineer / GE	
2.	Rolando Martinez	Welder	
3.	Mitch Rugani	Murray / welder	
4.	Peterson McLeod	welder / Milco	Peterson McLeod
5.	CESAR PRIETO	ENGINEER / INABENSA	
6.	DANIEL VEGA	ENGINEER / INABENSA	
7.	Derrick Hartman	Mechanic ARB	
8.	Armando Mesa	ironworker ARB	
9.	Tony Palumbo	Ironworker ARB	
10.	McEachran Raynald	Pipe Welder Murray	
11.	Steven Sandridge	welder / murray co	
12.	Joe Adelaars	Field Engineer	
13.	ROD BURKE	WELDER / MURRAY CO	
14.			
15.			
16.			
17.			
18.			
19.			
20.			
21.			
22.			
23.			
24.			
25.			
26.			
27.			
28.			
29.			
30.			

Rod

Filed next to 7-11.
Corrected to 7-10.
BLF

Biological Trainer: _____ Signature: _____ Date: 7/10/13

Cultural Trainer: _____ Signature: _____ Date: __/__/__

Paleo Trainer: _____ Signature: _____ Date: __/__/__

Certification of Completion
Worker Environmental Awareness Program
Mojave Solar Project (09-AFC-5)

This is to acknowledge these individuals have completed a mandatory California Energy Commission-approved Worker Environmental Awareness Program (WEAP). The WEAP includes pertinent information on biological, cultural, and paleontological resources for all personnel (that is, construction supervisors, crews, and plant operators) working on site or at related facilities. By signing below, the participant indicates that he/she understands and shall abide by the guidelines set forth in the program materials. Include this completed form in the Monthly Compliance Report.

No.	Employee Name	Title/Company	Signature
1.	Daniel Hernandez	Securitycon	
2.	MARC Gonzales	Safety Supervisor	
3.	Adam CALDERON	ARB	
4.	Jason Sedillo	ARB	
5.	JACQUES O. HOUSTON SR.	Ken Curran Electric	Jacques O. Houston Sr
6.	Tristan Withite	Metro Guard	
7.	Ian Smith	ARB	
8.	Rich SMITH	ARB	RHSmith
9.	Joel Baez	Steiny and Co	
10.	Antonio Leo Vazquez	ABENGOA	
11.	Enrique Mallo Garcia	ABENGOA	
12.			
13.			
14.			
15.			
16.			
17.			
18.			
19.			
20.			
21.			
22.			
23.			
24.			
25.			
26.			
27.			
28.			
29.			
30.			

Biological Trainer: _____ Signature: _____ Date: 07/09/13

Cultural Trainer: _____ Signature: _____ Date: __/__/__

Paleo Trainer: _____ Signature: _____ Date: __/__/__

Certification of Completion
Worker Environmental Awareness Program
Mojave Solar Project (09-AFC-5)

This is to acknowledge these individuals have completed a mandatory California Energy Commission-approved Worker Environmental Awareness Program (WEAP). The WEAP includes pertinent information on biological, cultural, and paleontological resources for all personnel (that is, construction supervisors, crews, and plant operators) working on site or at related facilities. By signing below, the participant indicates that he/she understands and shall abide by the guidelines set forth in the program materials. Include this completed form in the Monthly Compliance Report.

No.	Employee Name	Title/Company	Signature
1.	Paul Ward	Milco / Pipefitter	Paul Ward
2.	Ray Sosa	Milco Pipefitter	Ray Sosa
3.	Hernando Gomez	Milco PFP	[illegible]
4.	Jesus M. Sotomayor	ARB / Ironworker	[illegible]
5.	Gregg Merkel	MB PRO / NDT level III	[illegible]
6.	Terrance Moore	ARB / Ironworker	[illegible]
7.	James Rutledge	ARB / Ironworker	[illegible]
8.	Clayton Rehrig	ARB / IRON Worker	[illegible]
9.	Eric Hebert	Davis Electric / Electrician	[illegible]
10.	Ronald Walker	Davis Electric / Electrician	[illegible]
11.	PAUL ADAMS	A.R.B. J.I.W.	[illegible]
12.	David Sinclair	Milco Welder	[illegible]
13.	RICK MIKAELE	MILCO / Pipefitter	[illegible]
14.	Star Lee Lo	Milco / pipefitter	[illegible]
15.	JOSE PINEDA	MILCO / P/F	[illegible]
16.	RICARDO VARGAS	MILCO P/F	[illegible]
17.	Jose Luis Gonzalez Alemán	INABENSA-MM	[illegible]
18.	JOSE E VIVANCO	MILCO LABOR	[illegible]
19.	Jorge Garcia Aguilar	milco / Labor	[illegible]
20.	PEDRO INZUNZA S.	MILCO Labor	PEDRO INZUNZA SANCHEZ.
21.	MANUEL NUNEZ	MILCO LABOR	MANUEL NUNEZ
22.	Jose A Robles	Conco Pumping	[illegible]
23.			
24.			
25.			
26.			
27.			
28.			
29.			
30.			

Biological Trainer: _____ Signature: _____ Date: 7/8/13 *

Cultural Trainer: _____ Signature: _____ Date: __/__/__

Paleo Trainer: _____ Signature: _____ Date: __/__/__

Certification of Completion
Worker Environmental Awareness Program
Mojave Solar Project (09-AFC-5)

This is to acknowledge these individuals have completed a mandatory California Energy Commission-approved Worker Environmental Awareness Program (WEAP). The WEAP includes pertinent information on biological, cultural, and paleontological resources for all personnel (that is, construction supervisors, crews, and plant operators) working on site or at related facilities. By signing below, the participant indicates that he/she understands and shall abide by the guidelines set forth in the program materials. Include this completed form in the Monthly Compliance Report.

No.	Employee Name	Title/Company	Signature
1.	Hoang Mai	PHI	
2.	[illegible]		
3.	Juan Sarapia		Juan Sarapia
4.	Joseph Littlejohn	MILCO	[illegible]
5.	OSCAR QUIRARTE	Metro Guard	[illegible]
6.	Michael Castro	Metro Guard	Michael Castro
7.	Sam Simonson	P.F. ARB	[illegible]
8.	TOM SCANLON	ARB JIW	[illegible]
9.	ORLANDO ROMERO	ARB	[illegible]
10.	PAUL HARMON	MILCO	[illegible]
11.	RICHARD ALVAREZ	ARB JIW	[illegible]
12.	Nguluwain Ikalulub	ARB	[illegible]
13.	Misael Baeza Martinez	INABENSA	[illegible]
14.	Arturo Fernandez Jimenez	INABENSA	[illegible]
15.	LOURDES FUENTES ABARCA	AG INGENIERIA	[illegible]
16.	EMILIO J. GARCIA MARTIN	AG INGENIERIA	[illegible]
17.	ANTONIO RAMIREZ BERNAL	AG INGENIERIA	[illegible]
18.	MIKE RICKS	JIW. MILCO	[illegible]
19.	Gregory Velasquez	ABGENSA	[illegible]
20.			
21.			
22.			
23.			
24.			
25.			
26.			
27.			
28.			
29.			
30.			

Biological Trainer: _____ Signature: _____ Date: 7/2/13

Cultural Trainer: _____ Signature: _____ Date: __/__/__

Paleo Trainer: _____ Signature: _____ Date: __/__/__

Certification of Completion
Worker Environmental Awareness Program
Mojave Solar Project (09-AFC-5)

This is to acknowledge these individuals have completed a mandatory California Energy Commission-approved Worker Environmental Awareness Program (WEAP). The WEAP includes pertinent information on biological, cultural, and paleontological resources for all personnel (that is, construction supervisors, crews, and plant operators) working on site or at related facilities. By signing below, the participant indicates that he/she understands and shall abide by the guidelines set forth in the program materials. Include this completed form in the Monthly Compliance Report.

No.	Employee Name	Title/Company	Signature
1.	Lonnie R Mauk	EWI Milco	[illegible]
2.	KEVIN HILL	EW GERDAU	[illegible]
3.	Michael Bridgewater	Milco	[illegible]
4.	DORIAN Rowton	Milco	[illegible]
5.	Vicke Duran	Milco	[illegible]
6.	MARK CLINE	MILCO	[illegible]
7.	Dimas C. Arellano	LARGO	[illegible]
8.	AMOS TAFF	ARB	[illegible]
9.	Kyle Homstad	Stelly	[illegible]
10.	JOE ESCALANTE	PTI	[illegible]
11.	TOBY Randolph	ARB	[illegible]
12.	ERNESTO Olvera	BRUTOCO	[illegible]
13.	JAVIER AYLLON	GHENOVA INGENIERIA	[illegible]
14.	Jesus Montoya	BRUTOCO	[illegible]
15.			
16.			
17.			
18.			
19.			
20.			
21.			
22.			
23.			
24.			
25.			
26.			
27.			
28.			
29.			
30.			

Biological Trainer: _____ Signature: _____ Date: __/__/__

Cultural Trainer G. Cardenas Signature: [illegible] Date: 7/1/13

Paleo Trainer: _____ Signature: _____ Date: __/__/__

Certification of Completion
Worker Environmental Awareness Program
Mojave Solar Project (09-AFC-5)

This is to acknowledge these individuals have completed a mandatory California Energy Commission-approved Worker Environmental Awareness Program (WEAP). The WEAP includes pertinent information on biological, cultural, and paleontological resources for all personnel (that is, construction supervisors, crews, and plant operators) working on site or at related facilities. By signing below, the participant indicates that he/she understands and shall abide by the guidelines set forth in the program materials. Include this completed form in the Monthly Compliance Report.

No.	Employee Name	Title/Company	Signature
1.	Daniel Golden	Next Century	
2.	Heriberto Hernandez	next Century	
3.	CARLOS VALLEJO	Carpenter	
4.	Nic Ballejos	Next Century	
5.	Jeff Long	Operating Engineer	
6.	Guy Hill	Milco	
7.	Rob Fryer	Murray Brutoco	
8.	ANA MESEGUER	AG Engineering	
9.	JESUS GARCIA	AG Engineering	
10.	GERARDO DELGADO	AG ENGINEERING	
11.	FRANCISCA RAMIREZ	AG ENGINEERING	
12.	MARTA MORENO	AG ENGINEERING	
13.	FELIPE CLEMENTE	AG ENG.	
14.	Chris Petermann	Milco QC	
15.	KOUBOURAS, ATHANASIOS	ARB/BOILERMAKER	
16.	JEFF GLEASON	ARB/BOILERMAKER	
17.	Russell Harris	ARB/Fitter GF	
18.	EUGENE CASTANEDA	ARB/FITTER	
19.	Robert Castner	ARB/Fitter	
20.	MIGUEL TENOR	ABEINSA EPC	
21.	JULIO ALVAREZ	ABEINSA EPC	
22.			
23.			
24.			
25.			
26.			
27.			
28.			
29.			
30.			

Biological Trainer: _____ Signature: _____ Date: 7/19/13 *

Cultural Trainer: _____ Signature: _____ Date: __/__/__

Paleo Trainer: _____ Signature: _____ Date: __/__/__

Attachment 3
Monthly Common Raven Monitoring Results

Monthly Common Raven Results for Abengoa Mojave Solar Project San Bernardino County, California

Monthly Compliance Report
July 2013

Prepared by:

CH2MHILL®

2485 Natomas Park Drive
Sacramento, California 95833

August 2013

Table of Contents

Section Page

Introduction 1

Incidental Observations..... 1

Point Counts 3

Nest Monitoring 4

List of Tables

Tables Page

1 Incidental Common Raven Observations..... 1
2 Summary of Common Raven Point Count Observations..... 4

List of Figures

Figure Page
1 Common Raven Point Count Stations 3
2 Incidental Common Raven Observations..... 5

Introduction

The Abengoa Mojave Solar Project is required to provide a monthly report on common ravens (*Corvus corax*) to the California Energy Commission (CEC), United States Fish and Wildlife Service (USFWS), and California Department of Fish and Wildlife (CDFW). The CEC Final Decision includes Condition of Certification (COC) BIO-18 stating that the project owner shall implement control measures to manage its construction site and related facilities in a manner to control raven populations and to mitigate cumulative and indirect impacts to desert tortoise associated with regional increase in raven numbers. In accordance with BIO-18, the CEC approved the Common Raven Monitoring, Management, and Control Plan (the Plan) on March 26, 2012. Refer to BIO-18 and the Plan for monitoring and survey protocol description.

Incidental Observations

Incidental observations of 62 ravens were documented within the project boundaries during July 2013 (Table 1). Because ravens are indistinguishable from one another, multiple sightings of individual birds likely occur. Therefore, the number of observations does not reflect the number of individual birds onsite. Raven nests, nesting behavior, or raven "problem areas" were not observed within the project boundaries. Figure 1 shows the common raven point count stations, and Figure 2 shows a visual representation of some of the incidental common raven observations.

Table 1
July 2013 Incidental Raven Observations

Date	Location	Number of Ravens Observed	Activity
7/1/2013	Alpha East	1	Flying
7/1/2013	Alpha East	1	Perched
7/1/2013	Alpha East	3	Flying
7/1/2013	Alpha West	2	Flying
7/1/2013	Beta East	2	Flying
7/1/2013	Beta West	1	Perched
7/2/2013	Beta West	1	Perched, flying
7/2/2014	Alpha Power Block	1	Drinking, walking
7/3/2013	Beta East	2	Perched
7/3/2013	Alpha East	1	Perched
7/3/2013	Alpha East	1	Flying
7/9/2013	Alpha East	1	Flying
7/9/2013	Alpha East	2	Perched
7/10/2013	Beta West, TAB	2	Perched

Table 1 July 2013 Incidental Raven Observations			
Date	**Location**	**Number of Ravens Observed**	**Activity**
7/11/2013	Alpha East	2	Flying
7/11/2013	Alpha East	1	Flying
7/11/2013	Beta West	1	Flying
7/11/2013	Beta East	1	Perched
7/12/2013	Alpha East	1	Flying
7/12/2013	Alpha East	1	Walking, standing
7/17/2013	Alpha West	1	Flying
7/17/2013	Alpha East	1	Perched
7/17/2013	Alpha East	2	Walking, drinking
7/17/2013	Beta West	1	Flying
7/17/2013	Alpha East	1	Walking, drinking
7/18/2013	Alpha East	1	Flying
7/18/2013	Beta East	2	Perched
7/19/2013	Alpha West	2	Flying
7/22/2013	Alpha West	1	Flying
7/22/2013	Beta East	1	Perched
7/22/2013	Alpha East	1	Flying
7/22/2013	Alpha West	1	Flying
7/22/2013	Alpha East	2	Flying
7/24/2013	Alpha East	1	Walking
7/25/2013	Alpha East	3	Flying
7/25/2013	Alpha East	1	Flying
7/25/2013	Beta West	1	Walking, foraging, eating
7/29/2013	Alpha East	1	Flying
7/29/2013	Alpha East	1	Flying
7/29/2013	Beta West, TAB	1	Flying
7/29/2013	Alpha North East	2	Flying
7/29/2013	Alpha North East	2	Perched
7/30/2013	Beta West, TAB	2	Foraging, eating, walking
7/31/2013	Alpha East	2	Drinking
Total Observations		**62**	

Point Counts

A biological monitor conducted biweekly point counts according to Plan protocol at each of seven designated stations (Figure 1). Six ravens were observed on July 11 and one raven was observed on July 24 across all seven designated observation locations. Flying, foraging, drinking, and perching activities noted for all observations, but no nesting behavior was documented.

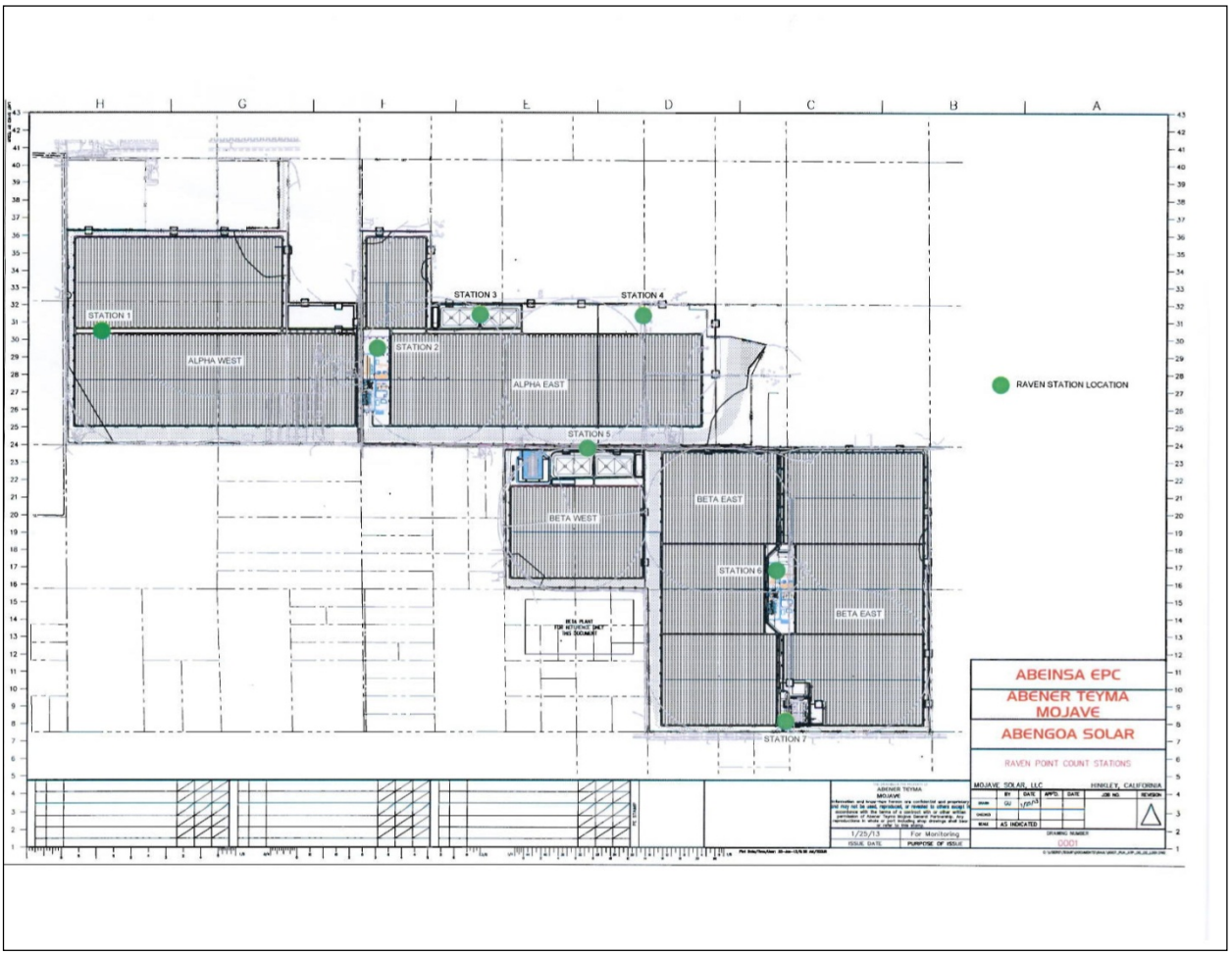

Figure 1. Common Raven Point Count Stations

Table 2 provides a summary of point count observations.

Table 2
Summary of Common Raven Point Count Observations

Date: Time	Station	Number of Ravens Observed	Location Description	Activity Observed
7/11/2013: 8:06	#2	5	Alpha East	Flying, perched
7/11/2013:10:05	#5	1	Beta West	Perched, walking
Total Observed		6		
7/24/2013:7:01	#3	1	Alpha East	Perched
Total Observed		1		

Nest Monitoring

According to the Plan, bi-weekly breeding raven nest surveys ended in June; therefore, biological staff ceased this task. However, biological monitors continue to look for nests and nesting activity through August in accordance with the Migratory Bird Treaty Act guidelines.

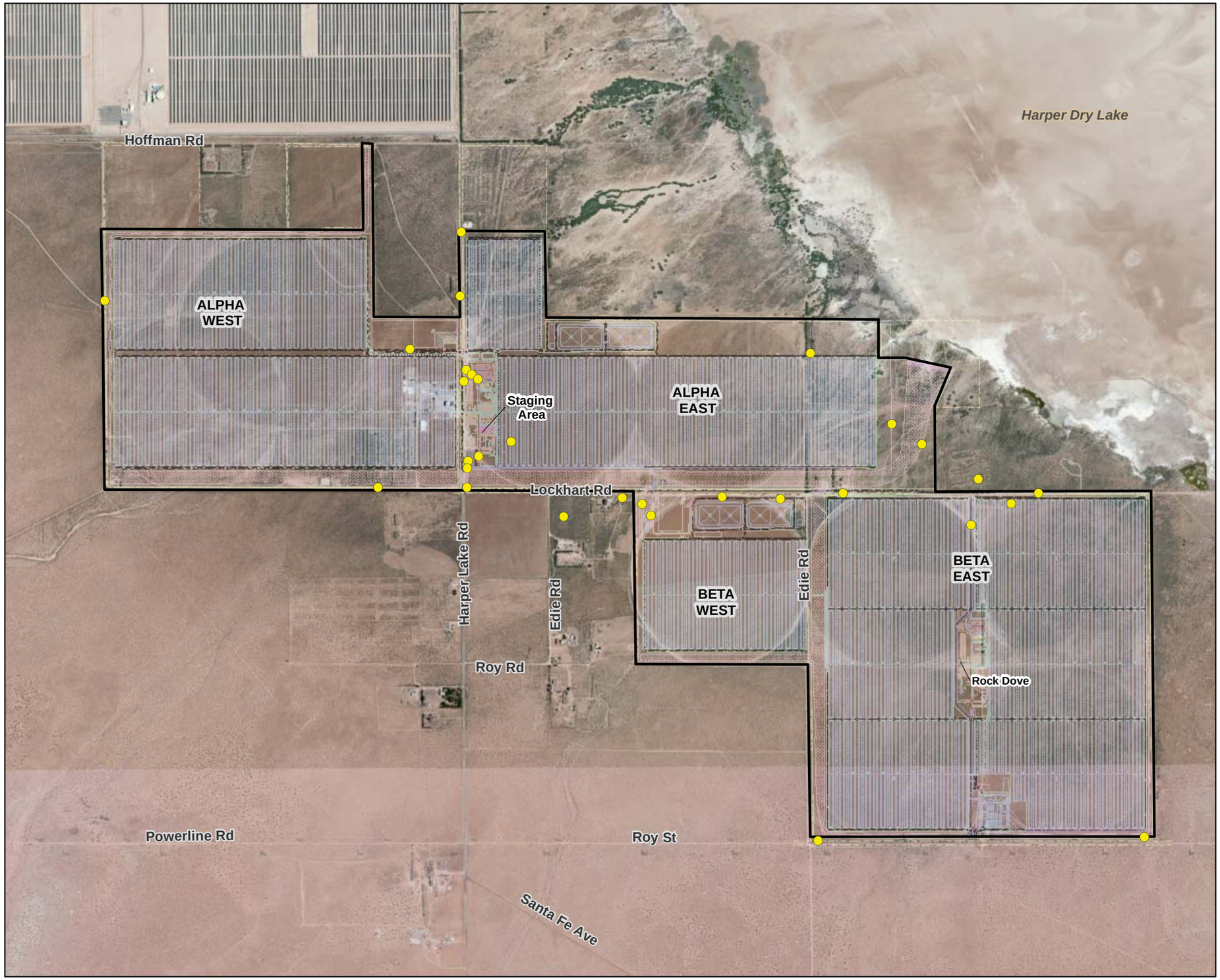

VICINITY MAP

LEGEND

Common Raven

- Incidental Observations
- Project Boundary

N

0 750 1,500
Feet

FIGURE 2
Incidental Common Raven Observations, July 2013
Abengoa Mojave Solar Project
San Bernardino County, California

CH2MHILL.

SAC \\ZION\SACGIS\PROJ\SOLARPROJECTS\AGENGOA_MOJAVE_SOLAR\MAPFILES\AMSP_COMPLIANCEREPORT\FIGURE2_RAVENOBSERVATIONS.MXD SSCOPES 8/2/2013 10:08:19 AM

Attachment 4
Observed Wildlife Species List

Observed Wildlife Species List July 2013 Mojave Solar Project		
Common Name	***Scientific Name***	**Status State/Federal**
Reptiles		
Western Whiptail Lizard	*Aspedoscelis tigris*	__/__
Birds		
California Quail	*Callipepla californicus*	__/__
Common Raven	*Corvus corax*	__/__
Mourning Dove	*Zenaida macroura*	__/__
Loggerhead Shrike	*Lanius ludovicianus*	CSC/__
Le Conte's Thrasher	*Toxostoma lecontei*	CSC/_
Horned Lark	*Eremophila alpestris*	__/__
House Sparrow	*Passer domesticus*	__/__
Mammals		
Desert Kit Fox	*Vulpes macrotis*	CSC/__
American Opossum	*Didelphus virginianus*	__/__
Black-tailed Jackrabbit	*Lepus californicus*	__/__
White-tailed Antelope Squirrel	*Ammospermophilus leucurus*	__/__

Status Codes:

Federal:

FE = Federally listed endangered: species in danger of extinction throughout a significant portion of its range

FT = Federally listed, threatened: species likely to become endangered within the foreseeable future

State:

SE = State listed as endangered

ST = State listed as threatened

CSC = California Species of Special Concern Species of concern to CDFW because of declining population levels, limited ranges, and/or continuing threats have made them vulnerable to extinction.

CCR = protected by the California Code of Regulations

Appendix C
Cultural Resources

Mojave Solar Project
Monthly Compliance Report
San Bernardino County, California

July 2013 Reporting Period

CH2M HILL
2485 Natomas Park Drive
Suite 600
Sacramento, CA
95833-2937
Tel: 916.920.0300
Fax: 916.920.8463

August 6, 2013

Dale Rundquist
Compliance Project Manager
California Energy Commission
1516 Ninth Street
Sacramento, CA 95814

Subject: Abengoa Mojave Solar Project (09-AFC-5C) Monthly Compliance Report CUL-1 and CUL-6

Dear Mr. Rundquist:

CH2M HILL is assisting Abengoa Solar Inc. (Abengoa) in complying with California Energy of Commission (CEC) Conditions of Certification, specifically, CUL-1 and CUL-6, for cultural resource monitoring, as set forth in the Commission Decision for the Mojave Solar Project (MSP). This report covers the cultural resources monitoring conducted from July 1, 2013 through July 31, 2013 by CH2M HILL.

Personnel Active in Cultural Monitoring This Period

The Cultural Resources Monitors (CRMs) included: Phil Reid, Ryan Rolston, Sonia Sifuentes, Mike DeGiovine, Kurt Lambert and Daniel Ewers (who also serves as Cultural Resource Specialist, Alternate). The Native American Monitors (NAMs) included: Vanessa Brierty, Steven Brierty, Rebecca Brierty, Howard Diaz, Tommy Herrera, Livia Hopkins, Natausha Eggen, Joseph Lente, and David Perezchica. Additionally onsite was Cultural Resource Specialist, Gloriella Cardenas.

Monitoring and Associated Activities This Period

Monitoring activities, subject to cultural resource monitoring, occurred in various locations of the MSP. In Alpha East, ground disturbance included water treatment plant, effluent line trenching, sump pump trenching, HTF overflow basin, evaporation pond grading and trenching, PSV foundations, drainage excavations, process water pit, and duct bank trenching. In Alpha West, solar field electrical trenching was monitored. In Beta East, ground disturbance included grading and bore holing for wind fence, effluent line trenching, duct banks, electrical trenching, and drainage excavations. In Beta West, ground disturbance included effluent line trenching, solar electrical trenching, foundation repairs, and evaporation pond trenching.

Cultural Resources Discoveries This Period

None

Anticipated Changes in the Next Period

Monitoring will continue for solar electrical trenching, duct banks, drainage excavations and other. The CRMs and NAMs will remain on site to continue monitoring and to respond to discoveries if they occur.

Comments, Issues or Concerns

None.

Sincerely,

CH2M HILL

Gloriella Cardenas, M.A., RPA
Cultural Resources Specialist

Appendix D
Paleontological Resources

Mojave Solar Project
Monthly Compliance Report for
San Bernardino County, California

July 2013 Reporting Period

SWCA®
ENVIRONMENTAL CONSULTANTS
Sound Science. Creative Solutions.

Pasadena Office
150 S. Arroyo Parkway, 2nd Floor
Pasadena, CA 91105
Tel 626.240.0587 Fax 626.240.0607
www.swca.com

Mr. Dale Rundquist, CPM
(09-AFC-5C)
California Energy Commission
1516 Ninth Street (MS-2000)
Sacramento, CA 95814

July 31, 2013

RE: PAL-5, Summary of paleontological monitoring and mitigation activities at the Mojave Solar Plant (MSP) for the period of July 2013

Dear Mr. Rundquist,

This letter is to update you on SWCA Environmental Consultants paleontological monitoring and mitigation activities at the MSP site during the period of July 1st through July 31st, 2013. SWCA's Paleontological Resource Monitor (PRM) was onsite part time monitoring excavation activities in Alpha East, Beta East and Beta West and trenching activities in Alpha East, Alpha West, Beta East and Beta West. All monitoring activities occurred in Quaternary alluvium.

During the course of monitoring, SWCA's paleontologists observed no fossils and recorded no (0) new significant fossil localities. No significant fossils were collected and no significant fossil resources were destroyed by construction activity. No concerns regarding paleontological resources were identified during paleontological monitoring in July 2013.

It is a pleasure working with you on this project. If you have any questions please do not hesitate to contact me at 626 240 0587 ext 6605 or at ccorsetti@swca.com.

Respectfully,

Cara Corsetti, M.S.
Principal
Paleontological Resources Specialist, MSP

Appendix E
Worker Safety

Mojave Solar Project
Monthly Compliance Report
San Bernardino County, California

July 2013 Reporting Period

Monthly Safety Inspection Report
Jorge Daniel Collado Alvarez, Construction Interim Safety Manager
July 2013

• Record of all employees trained for the month
234 New employee orientations have been completed for the month of July.
2,228 Visitor Safety Orientations were completed to date
4,125 New employee Orientations completed to date.
Weekly Safety Meeting and daily Task Safety Awareness meetings included Head Protection, Fire Prevention and Extinguishing, Diesel Fuel, Electrical Safety and Grinder Safety

• Summary report of safety management actions and safety-related incidents that occurred.

Recordable incidents in previous months (Updates on bold)
May opened cases

- Case #1: 05/10/2013. Largo Const. An employee was working on a trailer measuring panels when he stepped on a hanging piece 30" over the ground, losing his balance and falling. Lost work day Case. The whole crew was retrained in practices to prevent and/or eliminate hazards on walking & working surfaces as well as fall/trip risks. Still open and on lost work days. **Still on Lost Work days**

June opened cases

- June Case#2: 06/12/2013. Murray. Crushed Finger caused with a 10" pipe. Crew retrained on pinch points awareness. Still on Modified Duty. **Next Doctor's appointment on 08/17/2013.**
- June Case #3: 06/13/2013. Murray. Laceration on right lower leg because a Mule rolled over and landed on his leg. Currently Restricted Work Case. **Turned into Lost Work days in 07/22/2013 after medical evaluation.**
- June Case#4: 06/26/2013. Ken Currant electric. Right index finger laceration caused by a hammer working with forms. Returned to Work on Modified duty. **Returned to full duty on 07/22/2013. Closed**

There were 7 recordable Incidents in the Month of July.

- July Case#1: 07/12/2013. Brutoco. Smashed finger with a hammer. Employee was building panels, missed nail, and struck his finger, causing a fracture. **X-ray and treatment needed. Still on Modified Duty**
    - **Corrective action: Crew retrained and discussed on Toolbox meeting the proper attention while working with hand tools. Closed**
- July Case#2: 07/12/2013. Milco Constructors. Back Strain. Employee was lifting mirror in place to install on module frame, and bent over to lift from bottom. He felt a pinch in his back. **Modified Duty turned into Full duty on 07/31/2013. Closed**
    - **Corrective action: Employee retrained on proper and safe lifting practices.**
- July Case#3: 07/12/2013. Milco Constructors. Debris in Eye. Employee was grinding and lifted his face shield and took off his safety glasses to wipe his brow, when he

did this a piece of debris got into his left eye. Employee was transported to hospital to have the foreign object removed. **Returned to Work Full Duty. Closed**
    - **Corrective action: Employer trained all employees on proper PPE use and sweat abatement.**
- July Case #4: 07/16/2013. Milco Constructors. Laceration on arm. Employee was performing his regular duties when he turned quickly and his arm struck the edge of a metal rack/cart. Stiches needed. **Full release on 08/01/2013. Closed.**
    - **Corrective action: Employee retrained on safe practices and to be focused on task.**
- July Case #5: 07/17/2013. Milco Constructors. Back Strain. Employee was lifting and felt twinge in back. Ibuprofen prescribed. **Initially a First Aid turned into Modified Duty.**
    - **Corrective action: Corrective action: Employee retrained on proper and safe lifting practices.**
- July Case #6: 07/26/2013. Milco Constructors. Employee lost his balance while emptying trash, fell and landed on his left wrist causing a fracture. **Modified Duty, surgery scheduled on 08/09/2013**
    - **Corrective action: Employee retrained on safe practices to perform the jobs.**
- July Case #7: 07/23/2013. Milco Constructors. Back Strain. Driving a mule, grabbed a strap hanging out of mule, pulled shoulder.
    - **Corrective action: Employee retrained on safe practices to perform the jobs.**

Safety management actions included Safety meetings and Classes on Welding Fume Hazards, Respirators, Heat Stress Illness prevention. There were five subcontractor audits performed which included ARB, Milco, Alcorn Fence, Largo, Psomas, Inabensa, FHI and Sukut. Weekly inspections with Bureau Veritas revealed no major safety issues and other corrected right away.
Worker Safety-5: AED on site is operational and inspected on a monthly basis a by the full time onsite EMT.

• Report of any continuing or unresolved situations and incidents that may pose danger to life or health;
Launched the Emergency Committee meeting and Electrical Committee
Currently we have an average of 1,193.12 employees on site daily.
Landing Zone prepared for emergency evacuation.
Summer Campaign: Ongoing process on Heat Stress control, weather forecast disseminated on daily and weekly safety meetings.
Current and updated Site safety Manual (IIPP-Worker Safety I) populated through subcontractors on Site.

• Report of accidents and injuries that occurred during the month.
There were 7 recordable incidents in the month of July
We have worked 2,187,006 hours with 26 recordable cases.
Total Recordable Incident Rate, (TRIR), for Project in the month of July is 6.56%

Total Recordable Incident Rate, (TRIR), for year to date is 3.45%
Total Recordable Incident Rate, (TRIR), for Project to date is 2.38%
Total Lost Work day cases- 6, Lost Work days total - 480
There were 17 non Recordable First Aid cases.

ABENER TEYMA MOJAVE

Safety Conditions Check List

Internal by Work Site

Mojave Solar Project	
Activities performed:	
Safety Inspection Report **Record periodically (monthly)** **July, 2013**	

Date:	Time:	Project Name & Number
08/03/2013	03:00 pm	Mojave Solar Project -4A6007

Inspected by:	Title
Jorge Daniel Collado Alvarez	Interim Site Safety Manager
Accompanied by:	**Title**

A	Safety & Risk Management Program Administration & Record Keeping	Values				Comments
		1	2	3	N/A	
1	Is there a Safety Manual, 29CFR1926 and HazCom Manuals available on-site?			3		
2	Are there Weekly Safety meetings (Toolbox Talks) conducted and documented?			3		
3	Is the Weekly Job Safety Inspection conducted and documented?			3		
4	Are the Federal & State Labor Notices posted in a conspicuous location?			3		
5	Are the Emergency phone numbers & Doctors list posted conspicuously?			3		
6	Are the Company vehicle operators authorized per company policy?			3		
7	Are the New employee orientations documented for all new subcontractor employees?			3		
8	Are the PM Follow up letters to subcontractors re: Serious Violations on file?			3		
9	Is the approved safety plan including the emergency action plan on site?			3		
10	Is the Safety Plan updated to reflect any/all scope changes?			3		IIPP/Worker Safety I updated and disseminated through subcontractors
B	**Ladders & Stairways - OSHA Subpart X**	**Values**				**Comments**
1	Are the ladders inspected for defects?			3		
2	Are straight ladders extending 3 ft. above landing?			3		
3	Are straight ladders pitched at 1 ft. out from vertical for every 4 ft. of height?			3		
4	Are straight ladders secured in place?			3		
5	Are the straight ladders equipped with safety feet?			3		

Safety Conditions Check List

Internal by Work Site

6	Are the step ladders used only in open position?			3		
7	Are the stepladders tall enough for job without using top step, second step from top step or platform?			3		
8	Is the use on non-conductive (non metal) ladders only in proximity of electricity?			3		
9	Are the stairways, ramps, and landing equipped with rails and handrails?			3		
10	Are the stairways and/or landings in use poured, filled, finished and free of debris, slip, trip or fall hazards?			3		
11	Are the stairways adequately lighted?			3		Under construction
12	Do the permanent ladders meet OSHA 1910 standards?			3		
C	**Fall Protection OSHA - Subpart M**	**Values**				**Comments**
1	Are the floor/roof deck openings protected with properly secured and marked covers or guardrails?			3		
2	Are the wall openings/open-sided floors protected with fall protection/prevention systems?			3		
3	Are the workers exposed to falls of 6' or more provided with and required to use personal fall arrest systems (PFAS) when not protected by guardrails?			3		
4	Are the exposed rebar in work areas properly protected - capped, etc.? Both vertical and horizontal?			3		
5	Are specialty trades, I.e., roofers, ironworkers, etc., working under fall protection plans prepared by them and approved by controlling contractor?			3		
6	Are the PFAS - Harnesses, Lanyards, Anchorage Points, Lifelines and Retractables inspected?			3		
7	Are the anchorage Points 5K per person?			3		
D	**Demolition – OSHA Subpart T**	**Values**				**Comments**
1	Is the Engineering Survey completed and documented?				N/A	
2	Is the work area "Identified & Protected", i.e., electricity, gas, water, sprinkler system?				N/A	
E	**Scaffolds and Aerial Lifts – OSHA Subpart L**	**Values**				**Comments**
1	Is there a competent Person, designated in writing, assigned to supervise operations and conduct documented daily inspections and on-site full time?		2			**Not full time. Daily inspections required to subcontractors. AEPC Safety personnel tours the site daily to monitor subcontractors**
2	Are the working surfaces 6' or higher equipped with guardrails?			3		
3	Are the working surfaces clear of debris, slip, trip and fall hazards?			3		
4	Are the plumbs, tied in as necessary, safe footing, base plates, mudsills assembled and erected properly -? Are they equipped with all pins and bracing? Is a complete platform?			3		

Safety Conditions Check List

Internal by Work Site

5	Is there a safe means of access to platform provided?			3		
6	Are the wheels locked on rolling units when platform occupied?			3		
7	Are the scaffolds at least 10 ft. from energized power lines?			3		
8	Are the workers tied off in articulating boom lift?			3		
9	Is the aerial lift on level surface?			3		
10	Has safety been notified in advance of erecting a suspended scaffold?				N/A	
11	Is there a competent Scaffold Person inspected and signed-off on scaffold prior to each shift daily?			3		**Daily inspections required to subcontractors**
11	Is a Tagging system used?			3		
F	**Excavations & Trenches – OSHA Subpart P**	**Values**				**Comments**
1	Is there a competent Person, designated in writing, assigned to supervise operations and conduct documented daily inspections and on site full time?		2			**Not full time. Daily inspections required to subcontractors. AEPC Safety personnel tours the site daily to monitor subcontractors.**
2	Are all excavations and trenches 5 ft. or greater in depth equipped with Protective Systems (shoring/shielding or sloped/benched)?			3		**Currently 2 different activities require shoring plans**
3	Are the ladders or other means of quick exit within 25 ft. of lateral travel for workers?			3		
4	Is the Spoil pile at least 3 ft. from edge of excavation or trench?		2			**Have had issues with Subcontractors because 2ft. is the Cal/OSHA standard**
5	Are the Underground utilities located & marked before excavation starts? (Verify ticket/maps/plans)			3		
6	Are the barricades provided around all open excavations?			3		
7	Is the Equipment kept at proper distance from occupied excavations/trenches to minimize risk of cave-in or equipment falling in on workers?			3		
8	IF 20' OR DEEPER Has Safety been notified?				N/A	
9	IF 20' OR DEEPER, are the protective systems designed by a RPE?				N/A	
10	Are the Surface and subsurface encumbrances identified?			3		
11	Are the Water, atmospheric conditions, & surcharge loads considered?			3		
G	**Motor Vehicles, Mechanized Equipment – OSHA Subpart**	**Values**				**Comments**
1	Are the Tractors, backhoes, other vehicles equipped with operable backup alarms?			3		
2	Are the Operators required wearing seat belts when provided on equipment?			3		
3	Is the Forklift/Lull operator certification documented and available on project?			3		
4	Is a High visible vest worn around earth moving equipment?			3		
H	**Electrical – OSHA Subpart K**	**Values**				**Comments**

Safety Conditions Check List

Internal by Work Site

1	Are the Ground fault circuit interrupters (GFCI) used with all temporary wiring, e.g., extension cords and power from welding machines?			3		
2	Is the GFCI in good appearance and in working order?			3		
3	Are All tools and equipment inspected for defects in cords and plugs?			3		
4	Are the Extension cords and ground pins are in good condition?			3		
5	Are the Sources of electricity, such as energized panel boxes, overhead lines, etc., properly marked, barricaded and protected? Inspected by a Qualified Person?			3		
6	Is there an adequate lockout/tag out/try out procedures in place to protect employees?			3		
7	Is the Temporary Lighting installed properly? (i.e. parking, construction trailer, & site)			3		
I	**Personal Protective Equipment – OSHA Subpart E**	**Values**				**Comments**
1	Is an adequate eye protection available and worn when required?			3		**100% eye protection required on site**
2	Is a Hearing protection available and used when necessary?			3		**Hearing protection required 100% in TAB**
3	Are Hard hats available and worn at all times?			3		
4	Are Work boots with protective toes worn by all employees?			3		
5	Are All employees wearing shirts with sleeves?			3		
6	Is a Hand protection available and in use when required?			3		**100% hand protection required**
7	Is there a Written respirator program available?			3		
8	Are they Using N95 respirators for "voluntary use"?			3		
9	Are the PFAS inspected by employees prior to use?			3		
J	**Fire Prevention – OSHA Subpart F**	**Values**				**Comments**
1	Are the flammable/combustible liquids stored away from ignition sources and identified by warning signs?			3		
2	Are the approved metal safety cans utilized for storing all liquid flammables?			3		
3	Are the fuel tanks surrounded by containment and 20' from building?			3		
4	Is an Adequate number of charged fire extinguishers available? Within 75'?			3		
5	Are the Extinguishers properly located, protected, Inspected?			3		
6	Are the Flammable/combustible debris & storage kept away from welding & cutting?			3		
K	**Welding & Cutting - OSHA Subpart J**	**Values**				**Comments**
1	Are welding leads in good condition?			3		
2	Is a Portable fire extinguisher located within 20' of all welding operations?			3		

Safety Conditions Check List

Internal by Work Site

3	Are Fire blankets available and used to cover combustible material located around welding operations?			3		
4	Are Hot Work Permits used when required?			3		Some issues detected. Working with subcontractor to make sure they follow the right protocols. Enforce with subcontractor's reps the right process to be followed
5	Is an Adequate use of fire curtains to enclose and shield welding operations?			3		
6	Are Hoses, torches, and gauges free from defects, dirt and hydrocarbons such as oil and grease?			3		
7	Are Regulators provided with flash arrestors?			3		
8	Are Welding / cutting helmets, eye protection, gloves, bibs, face shields available and properly used when necessary?			3		
9	Are the Stored oxygen and fuel cylinders separated by a minimum of 20 ft. with valve protection caps in place?			3		
10	Are All cylinders firmly secured in upright position?		2			**Daily inspections detect violations corrected right away.**
11	Are Cylinders secured to welding cart, valve closed and caps on when not in use?			3		
12	Are Empty and full cylinders separated and marked?			3		
13	Are Flammable gas cylinders and oxygen gas cylinders are separated 20' apart?		2			**Daily inspections detect violations corrected right away.**
L	**Tools – Hand & Powered – OSHA Subpart I**	**Values**				**Comments**
1	Are Tools and equipment in good condition?			3		
2	Is the Defective equipment tagged as such and removed from work area?			3		
3	Are Tools and equipment guards and handles in place and in good condition?			3		
4	Are the Powder actuated tool operators properly trained and documented?				N/A	
M	**Confined Space Entry - OSHA 29CFR1910.146**	**Values**				**Comments**
1	Is a competent Person / Entry Supervisor designated in writing? On site full time?			3		
2	Is an Entry permit properly issued prior to work starting?			3		
3	Is the Air sampling equipment available and properly used? Calibrated?			3		
4	Are the Air samples show acceptable oxygen concentrations of (19.5% to 23.5%)?			3		
5	Are the Air samples show space is free of toxic/flammable/explosive gases?			3		
6	Is there a Trained attendant assigned to maintain constant contact with workers inside space?			3		
7	Is there Trained person assigned to recheck air quality frequently throughout the project?			3		
8	Is there an Emergency rescue plan and equipment in place?			3		
N	**Hazard Communication - OSHA 29CFR1910.1200**	**Values**				**Comments**
1	Is there an Abeinsa EPC, Subcontractor MSDS's available?			3		

Safety Conditions Check List

Internal by Work Site

2	Is there an Abeissa EPC List of Hazardous Chemicals current?			3		
3	Is there an Abeinsa EPC, Subcontractor written programs on site?			3		
4	Are the Containers labelled? Are the Notices posted?			3		
O	**Health and Safety - OSHA Subparts C & D**	**Values**				**Comments**
1	Is illumination, task lighting adequate?			3		
2	Are sanitary facilities adequate and clean?		2			**Have issues with vandalizing rest rooms.**
3	Is drinking water properly dispensed and community water containers cleaned and secured?			3		
4	Is First Aid kit stocked including latex gloves and Bloodborne cleanup kit?			3		
5	Are Eye wash stations available & accessible?			3		
P	**Housekeeping - OSHA Subparts C & D**	**Values**				**Comments**
1	Are Suitable containers available for disposal of trash, debris and recyclables?			3		
2	Are Walkways, aisles, hallways and passageways clear of trash, debris, materials?			3		
3	Are Tools not in use stored in job boxes?			3		
4	Is the Equipment not in use stored properly?			3		
5	Are Pipes and other materials stored kept neatly?			3		
6	Are Appropriate sub-contractors dumpsters available?		2			Cans without lids detected
Q	**Cranes and Hoists - OSHA Subpart N**	**Values**				**Comments**
1	Are Operator's "daily inspections" available for review?			3		
2	Is there an Annual Inspection and 3rd party crane inspection documented?			3		
3	Are the Swing radius barricaded?			3		
4	Are the Hydraulic crane outriggers padded and on stable ground?			3		
5	Are the Power lines at safe distance? De-energized or protected? (Check clearance heights)			3		
6	Are the Uniform signals properly used?			3		
7	Are Cable and slings regularly inspected and in good condition? Red is dead!			3		
8	Are Operable safety catches provided on load hooks?			3		
9	Is there a Proper rigging used for loads?			3		
10	Are the Operator qualifications on site?			3		
11	Is a competent training person involved with safe rigging practices?			3		
R	**Abatement & Remediation - OSHA Subparts D & Z**	**Values**				**Comments**
1	Is the Personnel trained & medically qualified including fit tests? Documentation on site?				N/A	

Safety Conditions Check List

Internal by Work Site

2	Are the three work zones delineated?				N/A	
3	Are workers wearing the correct level of protection?				N/A	
4	Is on-going air monitoring documented?				N/A	
5	Are vision panels installed where practical?				N/A	
S	**Public Safety & General Liability – ANSI A.10-30-2001**	**Values**				**Comments**
1	Is an adequate placement of flashers, barricades, signs around excavations and equipment or materials located in foot/vehicle traffic areas?			3		
2	Is Security in place? Is the Access control plan established?			3		
3	Is the fencing erected around laydown/material storage areas?			3		
4	Is the Site lighting meets 5-foot candles?				N/A	
5	Have All contractors submitted COI?				N/A	
6	Are the way (Traffic signs) signs clear?			3		
7	Are the Off-site work hazards identified?			3		
	Safety Deficiency Point Reduction **Inspection Score: 380 /426 = 89.20%**					

Comments

- Worked 2,187,006 hours with 24 recordable injuries.
- 4,125 New employee Orientations completed to date.
- 2,228 Visitor Safety Orientations completed to date.
- 234 New employee orientations have been completed in the month of July.
- Weekly Safety Meeting and daily Task Safety Awareness meetings included Head Protection, Fire Prevention and Extinguishing, Diesel Fuel, Electrical Safety and Grinder Safety.

Appendix F
Soil & Water
Waste
General Conditions
Civil
Structural
Mechanical
Electrical
Transmission System-Engineering

Mojave Solar Project
Monthly Compliance Report
San Bernardino County, California

July 2013 Reporting Period

ABENER TEYMA MOJAVE

13911 Park Avenue, Suite 208
Victorville, CA 92392
Phone: 480-287-1419

Subject:	Mojave Solar Project (09-AFC-5C)
Condition No.:	Compliance-5
Description:	Monthly Compliance Matrix
Submittal No.:	COMPLIANCE-5-00-00

August 7, 2013

Mr. Dale Rundquist, CPM
California Energy Commission
1516 Ninth Street (MS-2000)
Sacramento, CA 95814
drundqui@energy.state.ca.us

Dear Mr. Rundquist,

As required by the California Energy Commission and more specifically by Condition of Certification COMPLIANCE-5, attached please find an update to the following Compliances:

COMPLIANCE-2 [ASI + A/T]

The project owner shall maintain project files on-site or at an alternative site approved by the CPM for the life of the project, unless a lesser period of time is specified by the Conditions of Certification. The files shall contain copies of all "as-built" drawings, documents submitted as verification for Conditions, and other project-related documents. Energy Commission staff and delegate agencies shall, upon request to the project owner, be given unrestricted access to the files maintained pursuant to this Condition.
Hardcopy files of all "as-built" drawings and documents are available for review at the Abeinsa EPC Alpha east main site trailer.

AQ-13 [A/T]

The HTF storage tank shall have in place a properly operating liquid HTF air cooler which shall maintain the tank at or below 165 degrees Fahrenheit. The project owner shall provide the District and CPM manufacturer design specifications showing compliance with this condition at least 30 days prior to the installation of the HTF storage tanks. The project owner shall have active temperature gauges that can be inspected to show ongoing compliance with this condition. Submittal of the compliance.

13911 Park Avenue, Suite 208
Victorville, CA 92392
Phone: 480-287-1419

Plans for the HTF Overflow tanks and foundations were submitted to the CPM and MDAQMD for review and approval on August 31, 2012. MDAQMD approved on October 10, 2012. CPM approved on October 8, 2012 but notice not received until November 27, 2012.

AQ-15 [A/T]

Vent release and HTF storage tank temperatures shall be monitored in accordance with a District approved Inspection, Monitoring and Maintenance plan. The project owner shall provide the District for review and approval and the CPM for review the required Inspection, Monitoring and Maintenance plan at least 30 days prior to the installation of the HTF storage tanks and vent systems. Submittal of the compliance.

The Inspection, Monitoring and Maintenance Plan for the HTF Overflow system was submitted to the CPM and MDAQMD for review and approval on August 31, 2012. MDAQMD approved on October 10, 2012. CEC approved compliance on September 24, 2012.

AQ-16 [A/T]

The inspection and maintenance plan shall be submitted to the CPM for review and approval at least 30 days before taking delivery of the HTF. As part of the Annual Compliance Report, the project owner shall provide the quantity of used HTF fluid removed from the system and the amount of new HTF fluid added to the system each year. The project owner shall make the site available for inspection of HTF piping Inspection and Maintenance Program records and HTF system equipment by representatives of the district, ARB, and the Energy Commission.

The Inspection, Monitoring and Maintenance Plan for the HTF Overflow system was submitted to the CPM and MDAQMD for review and approval on April 24, 2013. CEC approved compliance on May 29, 2013.

AQ-24 [A/T]

The drift rate shall not exceed 0.0005 percent with a maximum circulation rate of 90,000 gallons per minute. The maximum hourly PM10 emission rate shall not exceed 2.24 pounds per hour, as calculated per the written District-approved protocol. The manufacturer guarantee data for the drift eliminator, showing compliance with this condition, shall be provided to the CPM and the District 30 days prior to cooling tower operation. As part of the Annual Compliance Report the project owner shall include information on operating emission rates to demonstrate compliance with this condition. Submittal of the compliance.
The Drift Rate Eliminator data was submitted to the CPM and MDAQMD for review and approval on 05.28.2013. CPM approved on 06/11/2013. MDAQMD still has not approved to date.

ABENER TEYMA MOJAVE

13911 Park Avenue, Suite 208
Victorville, CA 92392
Phone: 480-287-1419

AQ-40 [A/T]

The project owner shall submit the engine specifications at least 30 days prior to purchasing the engines for review and approval demonstrating that the engines meet NSPS and ARB ATCM emission limit requirements at the time of engine purchase. Submittal of the compliance.

The engine specifications were submitted to the CPM for review and approval on March 11, 2013. CEC approved compliance on April 15, 2013. MDAQMD approved on 5/14/2013.

AQ-49 [A/T]

The project owner shall submit the engine specifications at least 30 days prior to purchasing the engines for review and approval demonstrating that the engines meet NSPS and ARB ATCM emission limit requirements at the time of engine purchase. Submittal of the compliance.

The engine specifications were submitted to the CPM for review and approval on March 11, 2013. CEC approved compliance on April 12, 2013 MDAQMD approved on May 16, 2013.

HAZ-1 [ASI and A/T]

The project owner shall not use any hazardous materials not listed in Appendix A, below, or in greater quantities or strengths than those identified by chemical name in Appendix A, below, unless approved in advance by the Compliance Project Manager (CPM). The project owner shall provide to the CPM, in the Annual Compliance Report, a list of hazardous materials contained at the facility. Please see attached for the hazardous materials that will be contained at the site.

HAZ-2 [ASI and A/T]

At least 60 days prior to receiving any hazardous material on the site for commissioning or operations, the project owner shall provide a copy of a final Hazardous Materials Business Plan, Spill Prevention, Control, and Countermeasure Plan, and a Process Safety Management Plan to the CPM for approval.
The Hazardous Materials Business Plan was submitted to the CPM and San Bernardino Fire Department on 07/23/2013.

HAZ-3 [ASI and A/T]

At least sixty (60) days prior to the delivery of any liquid hazardous material to the facility, the project owner shall provide a Safety Management Plan as described above to the CPM for review and approval.

ABENER TEYMA MOJAVE

13911 Park Avenue, Suite 208
Victorville, CA 92392
Phone: 480-287-1419

Please see attached for the hazardous materials deliveries. A revised Safety Management Plan for commissioning and operations was submitted to the CPM for review and approval on 07/16/13.

HAZ-4 [A/T]

The project owner shall place an adequate number of isolation valves in the Heat transfer Fluid (HTF) pipe loops so as to be able to isolate a solar collector loop in the event of a leak of fluid. These valves shall be actuated automatically, manually, remotely, or locally as determined during detailed engineering design. The detailed engineering design drawings showing the number, location, and type of isolation valves shall be provided to the CPM for review and approval prior to the commencement of the solar array construction. At least sixty (60) days prior to the commencement of solar array construction, the project owner shall provide the design drawings as described above to the CPM for review and approval.

The isolation valve pipe plans for the HTF system was submitted to the CPM for review and approval on July 3, 2012. CPM approved on 08/31/2012. Package resubmitted to CPM for approval on 04/12/2013, CPM approved on 06/03/2013.

HAZ-5 [A/T]

Prior to commencing construction, a site-specific Construction Site Security Plan for the construction phase shall be prepared and made available to the CPM for review and approval. The Construction Security Plan shall include the following:
1. Perimeter security consisting of fencing enclosing the construction area;
2. Security guards;
3. Site access control consisting of a check-in procedure or tag system for construction personnel and visitors;
4. Written standard procedures for employees, contractors and vendors when encountering suspicious objects or packages on site or off site;
5. Protocol for contacting law enforcement and the CPM in the event of suspicious activity or emergency; and
6. Evacuation procedures.
At least thirty (30) days prior to commencing construction, the project owner shall notify the CPM that a site-specific Construction Security Plan is available for review and approval. Package resubmitted to CPM for approval on 04/24/2013, CPM approved on 06/03/2013.

HAZ-7 [A/T]

The project owner shall ensure that all pipes carrying heat transfer fluid (HTF), all command and control systems, and the fire water loop that are required to cross Harper Lake Road or Lockhart Road will be placed underground for the crossing. The pipes and lines shall be installed in a protective structure underneath the road

ABENER TEYMA MOJAVE

13911 Park Avenue, Suite 208
Victorville, CA 92392
Phone: 480-287-1419

and the HTF pipes shall have expansion loops aboveground on either side of the road. The engineering design plans shall be provided to the CPM for review and approval prior to the commencement of the solar array construction. At least sixty (60) days prior to the commencement of solar array piping construction, the project owner shall provide the design drawings as described above to the CPM for review and approval. The HTF crossing plans were submitted to the CPM for review and approval on July 23, 2012. CPM approved on 10.01.2012. Package resubmitted to CPM for approval on 04.09.2013, CPM approved on 06.03.2013.

WASTE-2 [ASI and A/T]

Project owner shall keep a copy of the identification number on file at the project site and provide documentation of the hazardous waste generation notification and receipt of the number to the CPM after receipt of the number. Waste generator number issued by California EPA on September 28, 2012. CEC reviewed and approved submittal on November 27, 2012.

WASTE-8

Inform the CPM of the date when all ACM is removed from the site. All asbestos pipe has been removed out of the ground on the site as of 01/27/2012. NCM's waste logs are attached. Waste logs were included as part of the January 2012 MCR. Additional asbestos pipe was found in North Alpha West. NCM was brought back on site to remove additional asbestos pipe located in Alpha West and completed asbestos pipe removal as of 07/01/2012. Please see attached waste logs. Although there was evidence of asbestos pipe located in
Beta East, it is located at a depth where site excavations will not occur (8 feet and deeper). As this is the case, it was determined that it would be better to leave the pipe in place. SBC determined that underground storage tank found in Alpha west was inert and could be recycled. NCM removed 51 lf of asbestos pipe during the month of April, 2013.

WORKER SAFETY-3

At least 60 days prior to the start of site mobilization, the project owner shall submit to the CPM the name and contact information for the Construction Safety Supervisor (CSS). The contact information of any replacement CSS shall be submitted to the CPM within one business day.

Currently, the CSS of the site is Eric Zuhlke. The resume of Rogelio Bautista for site CSS was submitted on 08/05/2013 for CPM review and approval.
The CSS shall submit in the MCR a monthly safety inspection report
Jorge Collado has updated the report and will submit to you.
//
//
//
//

ABENER TEYMA MOJAVE

13911 Park Avenue, Suite 208
Victorville, CA 92392
Phone: 480-287-1419

WORKER SAFETY-5

At least 30 days prior to the start of site mobilization, the project owner shall submit to the CPM proof that a portable automatic external defibrillator (AED) exists on site and a copy of the training and maintenance program for review and approval.

The onsite training and maintenance program for the portable automatic external defibrillator (AED), was submitted to the CPM on 03/16/2011, CPM approved on 07/01/2013. Portable defibrillator physically on site on 07/01/2013.

SOIL&WATER-1

Provide an analysis on the effectiveness of the drainage, erosion, and sediment control measures and the results of monitoring and maintenance activities.

As indicated in the attached Construction Site Stormwater Runoff Control Inspection form, a minor rain event occurred during the week of 7/22/2013. All site BMP's functioned accordingly and there was no runoff from the site. The contractor reports as of July 31, 2013 that 2,000 lf (24,280 lf total for project) of straw rolls and 0 lf (16,219 lf total for project) of new swale have been installed for this month. The existing fiber rolls and swales have continued being monitored, maintained, and replaced as needed. These BMP's have been effective in preventing sediment run off from the site. There are five concrete washout stations (3 in Alpha and 2 in Beta). Additionally, the steel rumble strips are still in place at the Alpha main entrance and on Lockhart Road adjacent to the TAB main entrance. They have been effective in preventing dirt and mud from being tracked from the site onto Harper Lake Road and Lockhart Road as well as being an effective deterrent against the spreading of noxious weeds. The steel beams are continuously maintained to prevent clogging. Street sweeping of Harper Lake Road and Lockhart Road is occurring on an as needed basis as a means of good housekeeping; it has improved and will continue to be the main activity to keep the streets free of dirt and mud, especially when high winds occur. Soil stabilizer wasn't used for this month on traffic areas as daily watering was an effective means for dust control. Project site areas for the month that have been stabilized are 0 acres for Alpha East (279.50 acres total), 0 acres in Alpha West (369 acres total), 0 acres in Beta East (502 acres total), and 0 acres in Beta West (102.50 acres total). Trash collection is being taken care of on a daily basis but repeated high volumes of trash have called for additional trash containers, which are now on site. It has been stressed to the construction team to remind the contractors to clean up their own trash, especially to prevent trash from accumulating in the trenches. A recycling program has been added to lessen the trash loads. Wood pallets, glass and plastic are now being disposed of in separate bins/areas. Sand removal along tortoise fences is being taken care of on a daily basis. Please see attachments, which include the weekly Construction Site Stormwater Runoff Control Inspection forms signed by the project QSP and the Bureau Veritas site inspector.

ABENER TEYMA MOJAVE

13911 Park Avenue, Suite 208
Victorville, CA 92392
Phone: 480-287-1419

SOIL&WATER-2

The project owner shall comply with the Waste Discharge Requirements (WDRs) established in Soil and Water Resources Appendices C, D, and E for the construction and operation of the surface impoundments (evaporation ponds), land treatment units, and storm water management system. These requirements relate to discharges, or potential discharges, of waste that could affect the quality of waters of the state, and were developed in consultation with staff of the State Water Resources Control Board and/or the applicable California Regional Water Quality Control Board (hereafter "Water Boards"). It is the Commission's intent that these requirements be enforceable by both the Commission and the Water Boards. In furtherance of that objective, the Commission hereby delegates the enforcement of these requirements, and associated monitoring, inspection and annual fee collection authority, to the Water Boards. Accordingly, the Commission and the Water Board shall confer with each other and coordinate, as needed, in the enforcement of the requirements. The project owner shall pay the annual waste discharge permit fee associated with this facility to the Water Boards. In addition, the Water Boards may "prescribe" these requirements as waste discharge requirements pursuant to Water Code Section 13263 solely for the purposes of enforcement, monitoring, inspection, and the assessment of annual fees, consistent with Public Resources Code Section 25531, subdivision (c). No later than sixty (60) days prior to any wastewater or storm water discharge or use of land treatment units, the AMS project shall provide documentation to the CPM, with copies to the Lahontan RWQCB, demonstrating compliance with the WDRs established in Appendices C, D, and E. Any changes to the design, construction, or operation of the ponds, treatment units, or storm water system shall be requested in writing to the CPM, with copies to the Lahontan RWQCB, and approved by the CPM, in consultation with the Lahontan RWQCB, prior to initiation of any changes. The AMS project shall provide to the CPM, with copies to the Lahontan RWQCB, all monitoring reports required by the WDRs, and fully explain any violations, exceedances, enforcement actions, or corrective actions related to construction or operation of the ponds, treatment units, or storm water system.

SOIL&WATER-4

Well abandonment status for remaining abandonments submitted to CPM on 09.06.12, As of 09.06.12, the CEC has approved all well abandonments with the exception of wells 11 and 14 (stuck pump wells). They require a wildlife survey in the area of the two wells to ensure that their habitats won't be disrupted with the use of explosives for the stuck pump wells. As of 10.13.2012, the well contractor was able to remove the pump from Well #11 by conventional means. However, Well #2 has now been determined as having a stuck pump and needing explosives to remove. The abandonment package was revised and resubmitted to the CEC on 10.22.2012. CEC has approved the use of explosives on Wells #2 and #14 as of October 31, 2012. As of March 5, 2013, the remaining wells to be abandoned are: Ryken and Wetlands. Wells #2 and #14 (by explosives) and 8, 10, 19, were abandoned during January 2013 but their well completion reports were finalized this month, please see attachments. Ryken and Wetlands wells were approved to be abandoned by SBC on May 7, 2013. Final abandonment was completed on May 17, 2013 and well completion reports were submitted to the CEC for approval.

ABENER TEYMA MOJAVE

13911 Park Avenue, Suite 208
Victorville, CA 92392
Phone: 480-287-1419

SOIL&WATER-5

Beginning six (6) months after the start of construction, the project owner shall prepare a semi-annual summary report of the amount of water used for construction purposes. The summary shall include the monthly range and monthly average of daily water usage in gallons per day.
The running total of water usage for construction purposes from August 30, 2011 to July 31, 2013 is 292,256,022 gallons. To date, there have been 452 working days which equates to 646,584 gal/day. This equates to 12,706,784 gal/month. Please see attached water log data.

SOIL&WATER-9

Prior to the start of construction of the sanitary waste system, the project owner shall submit to the County of San Bernardino for review and comment, and to the CPM for review and approval, plans for the construction and operation of the project's proposed sanitary waste septic system and leach field. These plans shall comply with the requirements set forth in County of San Bernardino Code Title 3, Division 3, Chapter 8 Waste Management, Article 5, Liquid Waste Disposal and Title 6, Division 3, Chapter 3, and the Uniform Plumbing Code. Project construction shall not proceed until the CPM has approved the plans. The project owner shall remain in compliance with the San Bernardino County code requirements for the life of the project.

The septic plans were submitted to CEC on 04/03/2012 for review and approval. CEC approved on 04/23/2012.

SOIL&WATER-10

The project owner shall obtain a permit to operate a nontransient, non-community water system with the County of San Bernardino at least sixty (60) days prior to commencement of construction at the site. The project owner shall supply updates annually for all monitoring requirements and submittals to County of San Bernardino related to the permit, and proof of annual renewal of the operating permit.
Alpha #1 well permit issued by San Bernardino County on 01/10/2012.
Alpha #2 well permit issued by San Bernardino County on 01/10/2012.
Beta #1 well permit issued by San Bernardino County on 01/10/2012.
Beta #3 well permit issued by San Bernardino County on 06/04/2012.

GEN-2

Provide schedule updates in the monthly compliance report.
All engineering disciplines have submitted updated master drawing/spec lists. In addition, the latest construction schedule has been provided. Please see attached copies.

ABENER TEYMA MOJAVE

13911 Park Avenue, Suite 208
Victorville, CA 92392
Phone: 480-287-1419

GEN-3

Make the required payments to the CBO in accordance with the agreement. Send a copy of the CBO's receipt of payment to the CPM indicating that applicable fees have been paid. A copy of the contract between the project owner and the CBO shall be submitted.

GEN-4

Resume for Luis Leal, PE submitted for site Resident Engineer (RE). Resume submitted to CBO on 03/22/2012. CBO approved on 03/28/2012.
Resume for Arpan Tailor, PE submitted for Resident Engineer (RE) Delegate. Resume submitted to CBO on 02/12/2013, CBO approved on 02/15/2013.
Resume for Vivian Jiang, PE submitted for site Resident Engineer (RE) Delegate. Resume submitted to CBO on 07/10/2013. CBO approved on 07/11/2013, please see attachment.

GEN-5

Resume for Curtis Coombs, PE submitted for project Structural Engineer submitted to CBO on 06/19/2013, CBO approved on 06/20/2013.
Resume for Moe S. Karrit, PE submitted for site Resident Engineer (RE) Delegate. Resume submitted to CBO on 12/11/12. CBO approved on 12.18.12 for site Electrical matters only.
The resume for Mohamad (Mike) Alhalabi, P.E. was submitted to CBO on 01/30/2012 and approved on 02/06/2012 for the position of site Mechanical Engineer.
The resume for Stewart Vaghti , P.E. was submitted to CBO on 08/16/2011 and approved on 08/16/2011 for the position of site Civil and Design Engineer.
The resume for Greg Farrand , P.E. was submitted to CBO on 08/16/2011 and approved on 08/16/2011 for the position of site Geotechnical Engineer.
The resume for Emil Rudolf, P.E., G.E. was submitted to CBO on 08/16/2011 and approved on 08/16/2011 for the position of site Geologist.

GEN-6

Also submit to the CPM a copy of the CBO's approval of the qualifications of all special inspectors. Special Inspectors: Resumes for Julio Guzman, Jose Franco-Casas, Emil Rudolph and Frank Moreland were submitted to the CBO on 02/13/2012 and approved on 02/13/2012. Resumes for Tejinder Kalra and Richard Mendoza were submitted to CBO on 04/23/2012 and CBO approved on 04/25/2012.
GEN-6-7.01: Twining Special Inspection agreement submitted to CBO on 06/11/2012, CBO approved on 06/26/2012.
GEN-6-8.00: Gold Line Repairs Special Inspection agreement submitted to CBO on 07/30/2012, CBO approved on 08/01/2012.
GEN-6-9.00: RMA Group Special Inspection agreement submitted to CBO on 12/13/2012, CBO approved on 12/13/2012.
GEN-6-10.01: PTI Group Special Inspection agreement submitted to CBO on 02/22/2013, CBO approved on 03/06/2013.
GEN-6-10.02: PTI Group Special Inspection agreement submitted to CBO on 04/09/2013, CBO approved on 04/17/2013, please see attachment.

ABENER TEYMA MOJAVE

13911 Park Avenue, Suite 208
Victorville, CA 92392
Phone: 480-287-1419

GEN-6-11.00: Murrey Special Inspector agreement submitted to CBO on 02/27/2013, CBO approved on 02/28/2013.
GEN-6-12.00: University Mechanical resume for Joseph Rodriguez submitted to CBO on 04/08/2013, CBO approved on 04/12/2013.
GEN-6-12.01: University Mechanical resume for Jacob Deisbeck submitted to CBO on 06/13/2013, CBO approved on 06/18/2013.
GEN-6-12.02: University Mechanical resume for Richard Kithcart submitted to CBO on 06/17/2013, CBO approved on 06/17/2013.
GEN-6-12.03: University Mechanical resume for Daniel Gipson submitted to CBO on 07/11/2013, CBO approved on 07/11/2013, please see attachment.

GEN-7

Transmit a copy of the CBO's approval of any corrective action taken to resolve a discrepancy to the CPM.
None to date.

GEN-8

Submit to the CBO, with a copy to the CPM, in the next monthly compliance report, (a) a written notice that the completed work is ready for final inspection, and (b) a signed statement that the work conforms to the final approved plans.
None to date.

FAB-1

FAB-1-18.00: Ram Jack Manufacturing LLC application for approved fabricator submitted to CBO for approval on 04/27/2012, CBO approved on 05/01/2012.
FAB-1-20.00: Hine Hydraulics application for approved fabricator submitted to CBO for approval on 05/29/2012, CBO approved on 05/31/2012.
FAB-1-21.00: Metapol SA application for approved fabricator submitted to CBO for approval on 12/06/2012, CBO approved on 12/19/2012.
FAB-1-22.00: Montajes Frontera SA Welding certificates submitted to CBO for approval on 12/19/2012, CBO approved on 12/28/2012.
FAB-1-23.00: Nello Corporation for approved fabricator submitted to CBO for approval on 01/25/2013, CBO approved on 03/12/2013.
FAB-1-24.00: Newjac Inc. submitted to CBO on 03/26/2013, CBO approved on 04/01/2013.
FAB-1-25.00: Schweitzer Engineering Laboratories SA de CV (SEL Mexico) submitted to CBO on 04/18/2013, CBO approved on 05/20/2013.
FAB-1-28.00: Bell Steel Company Inc. submitted to CBO on 07/23/2013, CBO approved on 07/24/2013, please see attachment.

CIVIL-1

Submit a written statement certifying that the documents have been approved by the CBO.
Civil-1-2.00x7, Grading & Drainage plans submitted to CBO on 05/17/2012, CBO approved on 05/18/2012.
Civil-1-2.00x8, Grading & Drainage plans submitted to CBO on 06/12/2012, CBO approved on 06/12/2012.

ABENER TEYMA MOJAVE

13911 Park Avenue, Suite 208
Victorville, CA 92392
Phone: 480-287-1419

Civil-1-2.00x9, Fencing plans submitted to CBO on 08/16/2012, CBO approved on 08/24/2012.
Civil-1-2.00x10, Fencing plans submitted to CBO on 04/26/2013, CBO approved on 05/03/2013.
Civil-1-2.01, Grading & Drainage Construction plans submitted to CBO on 06/13/2012, CBO approved on 06/19/2012.
Civil-1-3.00x2, Channel construction plans submitted to CBO on 05/17/2012, CBO approved on 05/18/2012.
Civil-1-5.00x3, Roadway Construction plans submitted to CBO on 07/10/2012, CBO approved on 07/12/2012.
Civil-1-6.01, Fencing plans submitted to CBO on 07/12/2012, CBO approved on 07/17/2012.
Civil-1-6.02, Fencing plans submitted to CBO on 08/20/2012, CBO approved on 08/21/2012.
Civil-1-6.03, Fencing plans submitted to CBO on 10/04/2012, CBO approved on 11/08/2012.
Civil-1-6.00x2, Fencing plans submitted to CBO on 07/09/2012, CBO approved on 07/12/2012.
Civil-1-6.00x3, Fencing plans submitted to CBO on 08/13/2012, CBO approved on 08/17/2012.
Civil-1-6.00x4, Fencing plans submitted to CBO on 03/05/2013, CBO approved on 03/07/2013.
Civil-1-7.00x3: Temporary Construction plans submitted to CBO on 04/03/2013, CBO approved on 05/16/2013.
Civil-1-7.01: Temporary Engineering Trailers Grading and Drainage plans submitted to CBO on 04/03/2013, CBO approved on 05/16/2013.
Civil1-10.00, Bioremediation and Evaporation plans submitted to CBO on 06/20/2012, CBO approved on 08/14/2012.
Civil-1-11.00x1, TAB building plans submitted to CBO on 05/14/2012, CBO approved on 05/17/2012.
Civil-1-11.01, TAB building Fire Protection plans (Alt. #2) submitted to CBO on 06/28/2012, CBO approved on 07/25/2012.
Civil-1-11.02, TAB building Fire Protection plans (Alt. #3) submitted to CBO on 07/17/2012, CBO approved on 07/24/2012.
Civil-1-13.00x2, Geotechnical Report Addendum No. 4 submitted to CBO on 05/08/2012, CBO approved on 05/14/2012.
Civil-1-14.00, Soil Cement Batch plant submitted to CBO on 05/01/2012, CBO approved for reference on 05/02/2012. Permit for 2 cell box culvert across Lockhart Road submitted to SBC on 03/14/2012, approved by SBC on 05/07/2012.
Civil-1-16.00, Alpha and Beta Storage Area plans submitted to CBO on 07/05/2012, CBO approved on 07/24/2012.
Civil-1-17.00, Bioremediation Facility construction plans submitted to CBO on 12/04/2012, CBO approved on 12/13/2012.
Civil-1-17.00x1, Bioremediation Facility construction plans resubmitted to CBO on 03/25/2013, CBO approved on 03/26/2013.
Civil-1-18.00, Alpha Site Fire Protection construction plans submitted to CBO on 12/06/2012, CBO approved on 01/16/2013.
Civil-1-18.01, Beta Site Fire Protection construction plans submitted to CBO on 02/26/2013, CBO approved on 03/26/2013.
Civil-1-19.00, End Loop Foundation construction plans submitted to CBO on 01/21/2013, CBO approved on 01/29/2013.

ABENER TEYMA MOJAVE

13911 Park Avenue, Suite 208
Victorville, CA 92392
Phone: 480-287-1419

Civil-1-19.00x1, End Loop Foundation construction plans resubmitted to CBO on 02/20/2013, CBO approved on 02/26/2013.
Civil-1-19.01: Vertical Loops Foundation plans submitted to CBO on 05/09/2013, CBO approved on 05/14/2013.
Civil-1-19.03: Vertical Loops Foundation plans (Beta forgotten sheets) submitted to CBO on 05/22/2013, CBO approved with embedded comments on 05/30/2013.
Civil-1-20.00: HTF Underground Crossing Tunnel plans submitted to CBO on 02/04/2013, CBO approved on 03/26/2013.
Civil-1-21.00: HTF Pipe Support Steel Truss Main Beta Channel Crossing Foundation plans submitted to CBO on 02/25/2013, CBO approved on 03/21/2013.
Civil-1-21.00x1: HTF Pipe Support Steel Truss Main Beta Channel Crossing Foundation plans submitted to CBO on 04/15/2013, CBO approved with embedded comments on 05/02/2013.
Civil-1-21.01: HTF Pipe Support Steel Truss Main Beta Channel Crossing Connections submitted to CBO on 03/13/2013, CBO approved on 05/31/2013.
Civil-1-21.02: HTF Pipe Support Steel Truss Main Beta Channel Crossing Structure plans submitted to CBO on 03/19/2013, CBO approved on 07/26/2013, please see attachment.
Civil-1-22.00: Alpha Effluent Water Line plans submitted to CBO on 03/28/2013, CBO approved on 03/28/2013.
Civil-1-22.00x1: Alpha Effluent Water Line plans submitted to CBO on 06/20/2013, CBO approved on 06/21/2013.
Civil-1-22.01, Beta Effluent Water Line plans submitted to CBO on 03/26/2013, CBO approved on 03/29/2013.
Civil-1-22.01x1: Beta Effluent Water Line plans submitted to CBO on 05/25/2013, CBO approved on 06/03/2013.
Civil-1-23.00: Alpha and Beta Power Block Drainage System submitted to CBO on 03/28/2013, CBO approved on 03/28/2013.
Civil-1-23.02, Beta Power Block Drainage Purge and Oil System plans submitted to CBO on 03/26/2013, CBO approved on 03/28/2013.
Civil-1-24.00, Alpha and Beta Duct Bank plans submitted to CBO on 03/23/2013, CBO approved on 03/28/2013.
Civil-1-24.00x1: Alpha and Beta Duct Bank plans submitted to CBO on 06/17/2013, CBO approved on 06/17/2013.
Civil-1-25.00: Alpha Raw Water Utility plans submitted to CBO on 03/26/2013, CBO approved on 04/01/2013.
Civil-1-25.00x1: Alpha Raw Water Utility plans submitted to CBO on 04/05/2013, CBO approved on 04/10/2013.
Civil-1-25.01: Alpha and Beta Potable Water Utility plans submitted to CBO on 04/05/2013, CBO approved on 05/31/2013.
Civil-1-25.01x1: Alpha and Beta Potable Water Utility plans submitted to CBO on 06/18/2013, CBO approved on 06/19/2013.
Civil-1-25.02: Beta Raw Water Utility plan submitted to CBO on 06/21/2013, CBO approved on 06/25/2013.

CIVIL-3

A list of NCRs, for the reporting month, shall be included in MCR.
None to date.

ABENER TEYMA MOJAVE

13911 Park Avenue, Suite 208
Victorville, CA 92392
Phone: 480-287-1419

CIVIL-4

Submit a copy of the CBO's approval to the CPM in the next monthly compliance report.
N/A.

STRUC-1

Submit to the CPM, in the next monthly compliance report, a copy of a statement from the CBO that the proposed structural plans, specifications, and calculations have been approved and comply with the requirements set forth in applicable engineering LORS.

Struc-1-2.00: Beta Field HTF Pipe support foundations submitted to CBO on 08/20/2012, CBO approved on 08/28/2012.
Struc-1-2.00x1: Beta Field HTF Pipe Support foundations resubmitted to CBO on 10/09/2012, CBO approved on 10/16/2012.
Struc-1-2.00x2: Beta Field HTF Pipe Support foundations resubmitted to CBO on 01/22/2013, CBO approved on 01/28/2013.
Struc-1-3.00: Alpha Field HTF Pipe support foundations submitted to CBO on 08/21/2012, CBO approved on 08/30/2012.
Struc-1-3.00x1: Alpha Field HTF Pipe Support foundations resubmitted to CBO on 10/09/2012, CBO approved on 10/15/2012.
Struc-1-3.00x2: Alpha Field HTF Pipe Support foundations resubmitted to CBO on 01/22/2013, CBO approved on 01/28/2013.
Struc-1-4.00: Stainless steel bar on HTF foundations submitted to CBO on 09/10/2012, CBO approved on 09/12/2012.
Struc-1-4.00x1: Stainless steel bar on HTF foundations resubmitted to CBO on 11/01/2012, CBO approved on 11/06/2012.
Struc-1-4.01: CP Beta HTF Sleepers and PSV Foundation plans submitted to CBO on 03/27/2013, CBO approved on 04/10/2013.
Struc-1-4.02: CP Beta HTF Sleepers Foundation plans submitted to CBO on 03/28/2013, CBO approved on 04/30/2013.
Struc-1-4.03: CP Beta HTF Pipe Supports Foundation plans submitted to CBO on 03/23/2013, CBO approved on 05/01/2013.
Struc-1-4.04: CP Beta HTF PSV Foundation plans submitted to CBO on 03/26/2013, CBO approved on 04/11/2013.
Struc-1-4.05: CP PSV Platform in South Rack 1 plans submitted to CBO on 05/10/2013, CBO approved on 07/11/2013, please see attachment.
Struc-1-4.06: CP PSV Platform Connections in South Rack 1 plans submitted to CBO on 06/04/2013, CBO approved on 07/02/2013, please see attachment.
Struc-1-5.00: Alpha and Beta Substation foundations submitted to CBO on 09/25/2012, CBO approved on 09/26/2012.
Struc-1-6.00: Alpha and Beta Rack 3 plans submitted to CBO on 10/09/2012, CBO approved on 11/15/2012.
Struc-1-6.01: Alpha and Beta Rack 3 foundation plans submitted to CBO on 10/26/2012, CBO approved on 11/16/2012.
Struc-1-7.00: Alpha and Beta Rack 1 plans submitted to CBO on 12/20/2012, CBO approved on 02/22/2013.
Struc-1-7.01: Alpha Rack 1 foundation plans submitted to CBO on 02/05/2013, CBO approved on 02/28/2013.

ABENER TEYMA MOJAVE

13911 Park Avenue, Suite 208
Victorville, CA 92392
Phone: 480-287-1419

Struc-1-7.01x1: Alpha Rack 1 foundation plans submitted to CBO on 03/17/2013, CBO approved on 03/19/2013.
Struc-1-7.02: Beta Rack 1 Foundation plans submitted to CBO on 02/15/2013, CBO approved on 03/20/2013.
Struc-1-7.03: Beta Rack 1 Foundation Modification sent to CBO on 05/13/2013, CBO approved on 05/20/2013.
Struc-1-8.00: Alpha and Beta Substation plans submitted to CBO on 01/04/2013, CBO conditionally approved on 05/14/2013. Package fully approved on 07/29/2013, please see attachment.
Struc-1-1.00X7: Collector Assembly Building Foundation, Plumbing and Electrical plans, CBO approved on 02/23/2012.
Struc-1-1.00X8: Solar Collector Assembly Building (Architectural and Metal Building) plans, CBO approved on 02/24/2012.
Struc-1-1.00x9, Temporary Assembly building Delta 2 and 3 plans submitted to CBO on 04/02/2012, CBO approved on 04/23/2012.
Struc-1-1.00x11: TAB building plans submitted to CBO on 07/06/2012, CBO approved on 07/17/2012.
Struc-1-1.00x12: TAB building plans submitted to CBO on 07/10/2012, CBO approved on 07/12/2012.
Struc-1-1.01, Beta East Southeast Solar Array Foundation plans submitted to CBO on 04/13/2012, CBO approved on 04/19/2012.
Struc-1-1.02, Beta East Northeast Solar Array Foundation plans submitted to CBO on 04/16/2012, CBO approved on 04/19/2012.
Struc-1-1.03, Beta West Solar Array Foundation plans submitted to CBO on 04/16/2012, CBO approved on 04/20/2012.
Struc-1-1.04, North Alpha West Solar Array Foundation plans submitted to CBO on 04/17/2012, CBO approved on 04/23/2012.
Struc-1-1.05, South Alpha East Solar Array Foundation plans submitted to CBO on 04/17/2012, CBO approved on 04/24/2012.
Struc-1-1.07: AMMC Pylon Structure plans submitted to CBO on 07/06/2012, CBO approved on 07/24/2012.
Struc-1-1.08: Solar Collector foundations submitted to CBO on 08/03/2012, CBO approved on 08/24/2012.
Struc-1-1.09: Solar Collector foundations submitted to CBO on 08/07/2012, CBO approved on 08/13/2012.
Struc-1-8.01: Alpha and Beta Substation Firewall Opening plans submitted to CBO on 04/09/2013, CBO approved on 05/22/2013.
Struc-1-9.00x1: Generator Circuit Breaker submitted to CBO on 04/01/2013, CBO approved on 04/04/2013.
Struc-1-10.00: Alpha and Beta Rack 2 plans submitted to CBO on 01/30/2013, CBO approved on 03/22/2013.
Struc-1-10.01x1: Alpha and Beta Rack 2 Foundation plans submitted to CBO on 04/03/2013, CBO approved on 04/19/2013.
Struc-1-10.01: Alpha and Beta Rack 2 Foundation plans submitted to CBO on 02/20/2013, CBO approved on 03/20/2013.
Struc-1-10.02: Alpha and Beta Rack 2 Foundation Modification submitted to CBO on 05/13/2013, CBO approved on 05/20/2013.
Struc-1-1.11: End Loop Foundation plans submitted to CBO on 01/09/202013, CBO approved on 01/14/2013.
Struc-1-12.01: Alpha Miscellaneous Foundations Rack 1 plans submitted to CBO on 03/24/2013, CBO approved on 04/09/2013.

ABENER TEYMA MOJAVE

13911 Park Avenue, Suite 208
Victorville, CA 92392
Phone: 480-287-1419

Struc-1-12.01x1: Alpha Miscellaneous Foundations Rack 1 plans submitted to CBO on 04/16/2013, CBO approved on 05/13/2013.
Struc-1-12.02: Beta Miscellaneous Foundation Rack I plans submitted to CBO on 03/24/2013, CBO approved on 04/09/2013.
Struc-1-12.02x1: Beta Miscellaneous Foundation Rack I plans submitted to CBO on 04/16/2013, CBO approved on 04/23/2013.
Struc-1-12.03: Alpha and Beta Miscellaneous Foundation plans submitted to CBO on 03/24/2013, CBO approved on 04/12/2013.
Struc-1-13.00: Alpha and Beta Electrical Building #33 Foundation plans submitted to CBO on 03/23/2013, CBO approved on 04/25/2013.
Struc-1-13.01: Alpha and Beta Electrical Building #34 Foundation plans submitted to CBO on 03/29/2013, CBO approved on 04/26/2013.
Struc-1-13.02: Alpha and Beta Electrical Building #35 Foundation plans submitted to CBO on 03/29/2013, CBO approved on 04/25/2013.
Struc-1-13.03: Alpha and Beta Electrical Building #32 Foundation plans submitted to CBO on 04/03/2013, CBO approved on 05/08/2013.
Struc-1-14.00: Alpha and Beta Basin for HTF Recirculation Main Pump & Electrical Heater submitted to CBO on 03/27/2013, CBO approved on 05/01/2013.
Struc-1-14.00x1: Alpha and Beta Basin for HTF Recirculation Main Pump & Electrical Heater submitted to CBO on 05/16/2013, CBO approved on 05/22/2013.
Struc-1-14.00x2: Alpha and Beta Basin for HTF Recirculation Main Pump & Electrical Heater submitted to CBO on 05/30/2013, CBO approved on 06/11/2013.
Struc-1-15.00: Alpha and Beta Lube Oil Building Foundation plans submitted to CBO on 03/29/2013, CBO approved on 04/15/2013.
Struc-1-16.00: Alpha and Beta Compressed Air System Building Foundation plans submitted to CBO on 03/29/2013, CBO approved on 04/16/2013.
Struc-1-16.00x1: Alpha and Beta Compressed Air System Building Foundation plans submitted to CBO on 06/06/2013, CBO approved on 06/12/2013.
Struc-1-16.01: Alpha and Beta Compressed Air System Building Structure plans submitted to CBO on 04/29/2013, CBO approved on 07/28/2013, please see attachment.
Struc-1-17.00: Alpha and Beta Water Treatment Building Foundation plans submitted to CBO on 03/29/2013, CBO approved on 05/14/2013.
Struc-1-18.00: Alpha and Beta Overflow-Ullage Steel Platform Structure plans submitted to CBO on 04/03/2013, CBO approved on 05/08/2013.
Struc-1-18.01: Alpha and Beta Ullage Connections Caruso submitted to CBO on 04/05/2013, CBO approved on 04/26/2013.
Struc-1-18.02: Alpha and Beta Crossing Overflow & Ullage Structure plans submitted to CBO on 04/09/2013, CBO conditionally approved on 05/09/2013. Full CBO approval granted on 07/26/2013, please see attachment.
Struc-1-18.03: Alpha and Beta Overflow-Ullage Platform Foundation plans submitted to CBO on 04/09/2013, CBO approved on 05/15/2013.
Struc-1-18.04: Alpha and Beta Crossing-Overflow & Ullage Foundation plans submitted to CBO on 04/29/2013, CBO approved on 05/03/2013.
Struc-1-18.05: Alpha and Beta Overflow-Ullage Steel Platform Connections submitted to CBO on 06/12/2013, CBO approved on 06/19/2013.
Struc-1-19.01: Alpha and Beta Electric Trays Support I Foundation South plans submitted to CBO on 04/29/2013, CBO approved on 05/31/2013.
Struc-1-19.02: Alpha and Beta Electrical Rack 5 (South) Connections submitted to CBO on 06/03/2013, CBO approved on 06/07/2013.

ABENER TEYMA MOJAVE

13911 Park Avenue, Suite 208
Victorville, CA 92392
Phone: 480-287-1419

Struc-1-20.00: Alpha and Beta Electrical Rack 4 (North) Foundation and Structure plans submitted to CBO on 04/24/2013, CBO approved on 05/24/2013.
Struc-1-20.00x1: Alpha and Beta Electrical Rack 4 (North) Foundation and Structure plans submitted to CBO on 06/07/2013, CBO approved on 06/11/2013.
Struc-1-21.00: Alpha and Beta Carbon Filter Foundation plans submitted to CBO on 04/29/2013, CBO approved on 05/02/2013.
Struc-1-22.00: Alpha and Beta Condensate Pumps Foundation plans submitted to CBO on 05/14/2013, CBO approved on 05/28/2013.
Struc-1-24.00: Fire Protection Building Foundation plans submitted to CBO on 06/12/2013, CBO approved on 07/30/2013, please see attachment.
Struc-1-25.00: Alpha and Beta Valve Maintenance Platform Foundation plans submitted to CBO on 06/13/2013, CBO approved on 07/30/2013, please see attachment.
Struc-1-25.01: Alpha and Beta Valve Maintenance Platform Connection plans submitted to CBO on 06/28/2013, CBO approved on 07/25/2013, please see attachment.
Struc-1-25.02: Alpha and Beta Valve Maintenance Platform Structure plans submitted to CBO on 06/30/2013, CBO approved on 07/25/2013, please see attachment.
Struc-1-28.00: Alpha and Beta Diesel Generator Mat Slab Foundation plans submitted to CBO on 06/26/2013, CBO approved on 07/19/2013, please see attachment.
Struc-1-29.00: Alpha and Beta Cooling Tower Chemical Feed System Foundation plans submitted to CBO on 06/25/2013, CBO approved on 07/19/2013, please see attachment.
Struc-1-30.00: Alpha and Beta Cooling Tower Piping Support Foundation plans submitted to CBO on 06/27/2013, CBO approved on 07/29/2013, please see attachment.
Struc-1-33.01: Alpha and Beta Silencer Rack 2 Structure plans submitted to CBO on 07/03/2013, CBO approved on 07/24/2013, please see attachment.
Struc-1-38.00: Alpha and Beta Overflow Pipe Structure plans submitted to CBO on 07/21/2013, CBO approved on 07/26/2013, please see attachment.
Struc-1-57.00: AGE General Notes and Details submitted to CBO on 09/28/2012, CBO approved on 03/20/2013.
Struc-1-100.00: SPX submittal for approved equivalent materials for the Cooling Towers submitted to CBO on 05/31/2012.
Struc-1-101.00: SPX submittal for the Cooling Towers submitted to CBO on 08/27/2012, CBO approved on 10/04/2012.
Struc-1-101.00x2: SPX resubmittal for the Cooling Towers resubmitted to CBO on 12/03/2012, CBO approved on 12/17/2012.
Struc-1-102.00: Cooling Tower pump pit foundation plans submitted to CBO on 11/28/2012, CBO approved on 12/07/2012.
Struc-1-9.00: Generator Circuit Breaker Support Platform plans submitted to CBO on 11/29/2012, CBO approved on 01/09/2013.
Struc-1-10.00: Solar Collector foundation plans resubmitted to CBO on 10/08/2012, CBO approved on 10/08/2012.
Struc-1-1.00x13: Solar Collector foundations submitted to CBO on 08/01/2012, CBO approved on 08/08/2012.
Struc-1-1.00x14: Solar Collector Foundation plans submitted to CBO on 09/25/2012, CBO approved on 09/25/2012.

13911 Park Avenue, Suite 208
Victorville, CA 92392
Phone: 480-287-1419

Struc-1-1.00x15: Solar Collector Foundation plans submitted to CBO on 10/19/2012, CBO conditionally approved on 10/31/2012.
Struc-1-1.00x16: Solar Collector foundations resubmitted to CBO on 11/29/2012, CBO approved on 11/30/2012.

STRUC-3

Notify the CPM, via monthly compliance report, when the CBO has approved the revised plans.

STRUC-4

Send copies of the CBO approvals of plan checks to the CPM in the following monthly compliance report. Also transmit a copy of the CBO's inspection approvals to the CPM in the monthly compliance report following completion of any inspection.
None to date.

MECH-1

Send the CPM a copy of the transmittal letter.
Mech-1-0.00: Mechanical Specifications submitted to CBO on 04/18/2013, CBO approved on 05/29/2013.
Mech-1-0.01: Mechanical Specifications submitted to CBO on 05/08/2013, CBO approved on 05/29/2013.
Mech-1-0.02: Mechanical Specifications submitted to CBO on 06/17/2013, CBO approved on 06/17/2013.
Mech-1-1.00: IFP Steam Generation Area Reheaters foundation plans issued to CBO on 04/06/2012, CBO approved on 05/03/2012.
Mech-1-1.00x2: IFP(1/3) Steam Generation foundations submitted to CBO on 08/25/2012, CBO approved on 08/30/2012.
Mech-1-2.00x1: MT-402 Alpha plant foundation plans issued to CBO on 05/11/2012, CBO approved on 05/14/2012.
Mech-1-2.00x2: MT-402 Mojave Water Tank foundation plans issued to CBO on 06/22/2012, CBO approved on 06/27/2012.
Mech-1-2.00x3: MT-402 Mojave Water Tank foundations rev 3 submitted to CBO on 08/08/2012, CBO approved on 08/24/2012.
Mech-1-2.00x4: MT-402 Mojave Water Tank foundations rev 4 submitted to CBO on 09/10/2012, CBO approved on 09/13/2012.
Mech-1-3.00: MT-402 Raw Water Tank plans issued to CBO on 04/24/2012, CBO approved on 05/17/2012.
Mech-1-3.00x1: MT-402 Mojave Plant Tank plans submitted to CBO on 07/26/2012, CBO approved on 08/06/2012.
Mech-1-3.00x2: MT-402 Mojave Plant Tank plans resubmitted to CBO on 09/07/2012, CBO approved on 09/13/2012.
Mech-1-3.00x3: MT-402 Mojave Plant Tank plans resubmitted to CBO on 10/22/2012, CBO approved on 10/25/2012.
Mech-1-3.00x4: MT-402 Mojave Plant Tank plans resubmitted to CBO on 11/21/2012, CBO approved on 12/11/2012.
Mech-1-3.00x5: MT-402 Mojave Plant Tank plans resubmitted to CBO on 12/14/2012, CBO approved on 12/28/2012.

ABENER TEYMA MOJAVE

13911 Park Avenue, Suite 208
Victorville, CA 92392
Phone: 480-287-1419

Mech-1-3.00x6: MT-402 Mojave Plant Tank plans resubmitted to CBO on 02/06/2013, CBO approved on 02/07/2013.
Mech-1-4.00: MT-204 Mojave HTF Overflow Tank foundation plans issued to CBO on 06/15/2012, CBO approved on 06/22/2012.
Mech-1-4.00x1: MT-204 Mojave HTF Overflow Tank foundation plans issued to CBO on 07/10/2012, CBO approved on 07/17/2012.
Mech-1-4.00x2: MT-204 Mojave HTF Overflow Tank foundation plans issued to CBO on 02/12/2013, CBO approved on 03/05/2013.
Mech-1-4.01: Alpha and Beta HTF Overflow Basin plans submitted to CBO on 03/29/2013, CBO approved on 04/25/2013.
Mech-1-5.00x1: IFC Cooling Tower foundations submitted to CBO on 07/31/2012, CBO approved on 08/02/2012.
Mech-1-5.00x2: IFC Cooling Tower foundations submitted to CBO on 08/14/2012, CBO approved on 08/17/2012.
Mech-1-6.00: MT-204 Mojave HTF Overflow tank plans submitted to CBO on 07/20/2012, CBO approved on 08/03/2012.
Mech-1-6.00x1: MT-204 Mojave HTF Overflow tank plans resubmitted to CBO on 10/12/2012, CBO approved on 02/04/2013.
Mech-1-6.00x2: MT-204 Mojave HTF Overflow tank plans resubmitted to CBO on 03/28/2013, CBO approved on 04/12/2013.
Mech-1-7.00: MT-444 Process Make-up Water Tank foundation submitted to CBO on 07/30/2012, CBO approved on 08/03/2012.
Mech-1-7.01: MT-444 Process Make-up Water Tank plans submitted to CBO on 08/28/2012, CBO approved on 09/10/2012.
MECH-1-7.00x1: MT-444 Process Make-up Water Tank foundation submitted to CBO on 08/08/2012, CBO approved on 08/24/2012.
Mech-1-7.00x2: MT-444 Process Make-up Water Tank foundation resubmitted to CBO on 01/17/2013, CBO approved on 02/04/2013.
Mech-1-7.01x1: MT-444 Process Make-up Water Tank foundation resubmitted to CBO on 11/30/2012, CBO approved on 12/19/2012.
Mech-1-8.00: MT-424 Cooling Tower Blow Down Tank foundations submitted to CBO on 07/31/2012, CBO approved on 08/14/2012.
Mech-1-8.01: MT-424 Cooling Tower Blow Down Tank plans submitted to CBO on 09/10/2012, CBO approved on 09/13/2012.
Mech-1-8.00x2: Cooling Tower Blow Down Tank foundations resubmitted to CBO on 01/17/2013, CBO approved on 01/21/2013.
Mech-1-9.00: MT-451 Polisher Feed Tank foundations submitted to CBO on 07/31/2012, CBO approved on 09/13/2012.
Mech-1-9.00x1: MT-451 Polisher Feed Tank foundations resubmitted to CBO on 10/11/2012, CBO approved on 10/15/2012.
Mech-1-9.00x2: MT-451 Polisher Feed Tank foundations resubmitted to CBO on 05/09/2013, CBO approved on 05/09/2013.
Mech-1-9.01: MT-451 Polisher Feed Tank plans submitted to CBO on 09/10/2012, CBO approved on 10/12/2012.
Mech-1-10.00: MT-453 Polished Water Tank foundations submitted to CBO on 07/31/2012, CBO approved on 09/11/2012.
Mech-1-10.00x1: MT-453 Polished Water Tank foundations submitted to CBO on 10/11/2012, CBO approved on 10/16/2012.
Mech-1-10.00x2: MT-453 Polished Water Tank foundations submitted to CBO on 05/06/2013, CBO approved on 05/24/2013.

ABENER TEYMA MOJAVE

13911 Park Avenue, Suite 208
Victorville, CA 92392
Phone: 480-287-1419

Mech-1-10.01: MT-453 Polished Water Tank plans submitted to CBO on 10/05/2012, CBO approved on 10/29/2012.
Mech-1-11.00: IFP(2/3) Steam Generation foundations submitted to CBO on 08/25/2012, CBO approved on 10/12/2012.
Mech-1-11.00x1: IFP(2/3) Steam Generation foundations resubmitted to CBO on 11/29/2012, CBO approved on 12/07/2012.
Mech-1-11.00x2: IFP(2/3) Steam Generation foundations resubmitted to CBO on 01/24/2013, CBO approved on 02/01/2013.
Mech-1-12.00: Steam Turbine Generator foundation plans submitted to CBO on 09/14/2012, CBO approved on 12/13/2012.
Mech-1-12.00x1: Steam Turbine Generator foundation plans resubmitted to CBO on 03/01/2013, CBO approved on 03/11/2013.
Mech-1-13.00: Steam Turbine Generator Aux Equipment Structure Foundation plans submitted to CBO on 12/31/2013, CBO approved with embedded comments on 03/29/2013.
Mech-1-13.00x1: Steam Turbine Generator Aux Equipment Structure Foundation plans resubmitted to CBO on 04/11/2013, CBO approved on 04/18/2013.
Mech-1-13.01: STG Aux Equipment Structure Foundation plans submitted to CBO on 03/28/2013, CBO approved on 03/28/2013.
Mech-1-14.00: Steam Turbine Generator Aux Equipment Structure plans submitted to CBO on 12/22/2013, CBO approved on 03/19/2013.
Mech-1-14.00x1: Steam Turbine Generator Aux Equipment Structure plans resubmitted to CBO on 04/15/2013, CBO approved on 04/19/2013.
Mech-1-14.00x2: Steam Turbine Generator Aux Equipment Structure plans resubmitted to CBO on 05/08/2013, CBO approved on 05/21/2013.
Mech-1-15.00: Steam Turbine Generator Aux Equipment Structure plans submitted to CBO on 01/01/2013, CBO approved on 03/20/2013.
Mech-1-15.00x1: Steam Turbine Generator Aux Equipment Structure plans submitted to CBO on 04/22/2013, CBO approved on 05/17/2013.
Mech-1-16.00: MV 205 HTF Expansion Vessel foundations submitted to CBO on 02/12/2013, CBO approved on 02/17/2013.
Mech-1-16.00x1: MV 205 HTF Expansion Vessel foundations resubmitted to CBO on 02/18/2013, CBO approved on 02/18/2013.
Mech-1-16.00x2: MV 205 HTF Expansion Vessel foundations resubmitted to CBO on 03/082013, CBO approved on 03/13/2013.
Mech-1-16.00x3: MV 205 HTF Expansion Vessel foundations resubmitted to CBO on 03/18/2013, CBO approved on 03/19/2013.
Mech-1-16.01: HTF Expansion Vessel Basin submitted to CBO on 03/08/2013, CBO approved on 03/27/2013.
Mech-1-16.01x1: HTF Expansion Vessel Basin submitted to CBO on 06/05/2013, CBO approved on 06/11/2013.
Mech-1-17.00: Steam Generator Mechanical and Structural Installation plans submitted to CBO on 02/09/2013, CBO approved on 05/24/2013.
Mech-1-18.00: Alpha and Beta MP 200 and MP 201 Pump Foundation plans submitted to CBO on 02/26/2013, CBO approved on 04/30/2013.
Mech-1-21.00: MP 453 Polished Water Pumps Foundation plans submitted to CBO on 05/17/2013, CBO conditionally approved on 05/23/2013.
Mech-1-22.00: MP 405 Cooling Tower Tempering Pumps Foundation plans submitted to CBO on 05/20/2013, CBO conditionally approved on 05/24/2013.
Mech-1-23.00: MP-409 MP-444 MP-452 Water Treatment Pumps Foundation plans submitted to CBO on 05/24/2013, CBO approved on 06/03/2013.

ABENER TEYMA MOJAVE

13911 Park Avenue, Suite 208
Victorville, CA 92392
Phone: 480-287-1419

MECH-1

Transmit to the CPM following completion of any inspection, a copy of the transmittal letter conveying the CBO's inspection approvals.
None to date.

MECH-2

Transmit to the CPM, following completion of any inspection, a copy of the transmittal letter conveying the CBO's and/or Cal-OSHA inspection approvals.
Mech-2-2.00: Diesel Tank storage permit submitted to CBO on 06/07/2012, CBO approved on 06/08/2012.
Mech-2-4.00: Diesel Tank storage permit submitted to CBO on 12/07/2012, CBO approved for reference only on 12/11/2012.

ELEC-1

Send the CPM a copy of the transmittal letter in the next monthly compliance report.
Construction temporary power plans submitted to CBO on 03/19/2012, CBO approved on 05/09/2012.
Elec-1-1.00x1: Construction Temporary Power plans submitted to CBO on 08/17/2012, CBO approved on 08/24/2012.
Elec-1-1.00x2: Construction Temporary Power plans resubmitted to CBO on 09/24/2012, CBO approved on 10/01/2012.
Elec-1-3.00: TAB Temporary Generator issued to CBO on 07/06/2012, CBO approved on 07/11/2012.
Elec-1-4.00: MT-402 Raw Water Tank Grounding plans submitted to CBO on 08/09/2012, CBO approved on 08/10/2012.
Elec-1-4.01: HTF Overflow Tank Grounding plans submitted to CBO on 10/18/2012, CBO approved on 10/22/2012.
Elec-1-4.02: SPX Cooling Tower Grounding plans submitted to CBO on 10/18/2012, CBO approved on 10/22/2012.
Elec-1-4.03: Polisher Feed Tank Grounding plans submitted to CBO on 10/18/2012, CBO approved on 10/22/2012.
Elec-1-4.04: Polished Water Tank Grounding plans submitted to CBO on 10.18.12, CBO approved on 10.22.12.
Elec-1-4.05: SPX Cooling Tower Blow Down Grounding plans submitted to CBO on 10/18/2012, CBO approved on 10/22/2012.
Elec-1-4.06: Process Make Up Water Tank Grounding plans submitted to CBO on 10/18/2012, CBO approved on 10/22/2012.
Elec-1-4.07: Turbine Generator Condenser Grounding plans submitted to CBO on 11/29/2012, CBO approved on 12/06/2012.
Elec-1-4.07x1: Turbine Generator Condenser Grounding plans resubmitted to CBO on 01/22/2013, CBO approved on 02/18/2013.
Elec-1-4.07x2: Turbine Generator Condenser Grounding plans resubmitted to CBO on 05/15/2013, CBO approved on 05/23/2013.
Elec-1-4.08: Pipe Rack 1 and 3 Grounding plans submitted to CBO on 01/22/2013, CBO approved on 01/28/2013.

ABENER TEYMA MOJAVE

13911 Park Avenue, Suite 208
Victorville, CA 92392
Phone: 480-287-1419

Elec-1-5.00: LV, MV, FO Solar Field Trenching plans submitted to CBO on 08/13/2012, CBO approved on 09/19/2012.
Elec-1-5.01: Solar Field PTC's Trenching plans submitted to CBO on 10/23/2012, CBO conditionally approved on 10/31/2012.
Elec-1-5.02: AMMC Application FO Optral DSP submitted to CBO on 11/29/2012, CBO approved on 12/06/2012.
Elec-1-5.03: AMMC Application Direct Burial FO Cable Nexan SP495 submitted to CBO on 02/01/2013, CBO approved on 03/26/2013.
Elec-1-6.00: Solar Field Grounding plans submitted to CBO on 08/27/2012, CBO approved on 09/18/2012.
Elec-1-6.00x1: Solar Field Grounding plans resubmitted to CBO on 12/14/2012, CBO approved on 12/21/2012.
Elec-1-6.00x2: Solar Field Grounding plans resubmitted to CBO on 01/22/2013, CBO approved on 05/21/2013.
Elec-1-6.00x3: Solar Field Grounding plans resubmitted to CBO on 05/15/2013, CBO approved on 05/23/2013.
Elec-1-6.01: Steam Generation Area Grounding plans submitted to CBO on 10/10/2012, CBO conditionally approved on 10/29/2012.
Elec-1-6.02: HTF Underground Crossing Tunnel Grounding plans submitted to CBO on 02/06/2013, CBO approved on 02/20/2013.
Elec-1-6.02x1: HTF Underground Crossing Tunnel Grounding plans submitted to CBO on 05/15/2013, CBO approved on 05/23/2013.
Elec-1-6.04: Fence Grounding plans submitted to CBO on 03/19/2013, CBO approved on 05/10/2013.
Elec-1-6.05: Racks 1,2 and 3 Grounding plans submitted to CBO on 03/28/2013, CBO approved on 03/29/2013.
Elec-1-7.00: Solar Field Routing Detail TT Loop submitted to CBO on 10/10/2012, CBO approved on 10/29/2012.
Elec-1-8.00: Alpha and Beta Transmission Line plans submitted to CBO 0N 02/20/2013, CBO approved on 05/13/2013.
Elec-1-9.00: Alpha and Beta Substation plans submitted to CBO on 02/20/2013, CBO approved on 05/10/2013.
Elec-1-10.00: Alpha and Beta Water Treatment Plant Grounding plans submitted to CBO on 03/29/2013, CBO approved on 04/15/2013.
Elec-1-11.00: Solar Field One Lines and Switch Boards submitted to CBO on 05/01/2013, CBO approved on 05/01/2013.
Elec-1-12.00: Alpha and Beta Transmission Line Lightning Protection plans submitted to CBO on 05/03/2013, CBO approved on 05/13/2013.
Elec-1-12.01: Alpha and Beta Cooling Tower Lightning Protection plans submitted to CBO on 05/20/2013, CBO approved on 05/21/2013.
Elec-1-12.02: Alpha and Beta CP Lightning Protection plans submitted to CBO on 06/24/2013, CBO approved on 07/01/2013, please see attachment.
Elec-1-13.00: Alpha and Beta Power Blocks Medium Voltage Power Cable Sizing plans submitted to CBO on 05/14/2013, CBO approved on 05/21/2013.
Elec-1-14.00: Overall One Line Diagram, Bldgs 22 and 26 submitted to CBO on 05/14/2013, CBO approved on 05/21/2013.
Elec-1-14.02: One Line Diagram and FP Bldg #2 submitted to CBO on 06/05/2013, CBO approved on 06/11/2013.
Elec-1-16.00: Solar Field Protective Coordination submitted to CBO on 05/15/2013, CBO approved on 05/21/2013.

ABENER TEYMA MOJAVE

13911 Park Avenue, Suite 208
Victorville, CA 92392
Phone: 480-287-1419

Elec-1-17.00: Alpha Solar Field (One Lines UPS), (Panels UPS, Corner Loads, Feeders) submitted to CBO on 05/16/2013, CBO approved on 05/21/2013.
Elec-1-17.01: Beta Solar Field (One Lines UPS), (Panels UPS, Corner Loads, Feeders) submitted to CBO on 05/16/2013, CBO approved on 05/21/2013.
Elec-1-18.00: CP Lightning Calcs submitted to CBO on 05/28/2013, CBO approved on 06/03/2013.
Elec-1-18.01: Alpha and Beta Ullage & Overflow Lighting Calculations submitted to CBO on 06/10/2013, CBO approved on 06/14/2013.
Elec-1-18.03: Ullage & Overflow Lighting System plans submitted to CBO on 07/16/2013, CBO approved on 07/31/2013, please see attachment.
Elec-1-18.04: Water Treatment Plant Lighting System plans submitted to CBO on 07/16/2013, CBO approved on 07/31/2013, please see attachment.
Elec-1-19.00: Main Beta Channel Bridge Grounding plans submitted to CBO on 05/28/2013, CBO approved on 06/03/2013.
Elec-1-20.00: Alpha and Beta CP Cable Tray Systems submitted to CBO on 06/07/2013, CBO approved on 06/14/2013.
Elec-1-22.00: Solar Field Miscellaneous Panels submitted to CBO on 06/11/2013, CBO approved on 06/18/2013.
Elec-1-23.00: Solar Field Corner and Building Grounding Installation submitted to CBO on 06/11/2013, CBO approved on 06/18/2013.
Elec-1-25.00: One Line Diagram 5KV Distribution System submitted to CBO on 06/30/2013, CBO approved on 07/08/2013, please see attachment.

ECN-1

Project owner to submit copies of all RFI's.
ECN-1-1.00: RFI #045 Mojave Steam Generator foundation pad submitted to CBO on 06/23/2012, CBO approved on 07/02/2012.
ECN-1-2.00: RFI #RJ004 Temporary Use of 2.875 Pipe Pile Tip submitted to CBO on 07/06/2012, CBO approved on 07/11/2012.
ECN-1-3.00: RFI #001 CT submitted to CBO on 01/24/2013, CBO approved on 01/30/2013.
ECN-1-4.00: RFI #004 for 432 Slab Construction Joint submitted to CBO on 02/22/2013, CBO approved on 03/06/2013.
ECN-1-6.00: RFI SGF Pier Epoxy Dowel submitted to CBO on 02/23/2013, CBO approved with embedded comments on 03/04/2013.
ECN-1-7.00: Steam Turbine Support Details submitted to CBO on 03/07/2013, CBO approved on 03/13/2013.
ECN-1-8.00: Alternate Epoxy Set Anchor Bolt End Loop Foundation plans submitted to CBO on 03/07/2013, CBO approved on 03/13/2013.
ECN-1-9.00: Cooling Tower Pump Pit Excavation plans submitted to CBO on 03/16/2013, CBO approved on 03/22/2013.
ECN-1-10.00: Steam Turbine Support Details submitted to CBO on 03.27.13, CBO approved on 03/27/2013.
ECN-1-12.00: End Loop Foundation- Min. Reinforcement Length submitted to CBO on 03/26/13, CBO approved on 04/02/2013.
ECN-1-13.00: End Loop Foundation Typical Epoxy Anchor Bolt submitted to CBO on 03/26/2013, CBO approved on 04/02/2013.
ECN-1-14.00: Gravel Size for LCR's Collection Zone submitted to CBO on 04/05/2013, CBO approved on 04/11/2013.

ABENER TEYMA MOJAVE

13911 Park Avenue, Suite 208
Victorville, CA 92392
Phone: 480-287-1419

ECN-1-15.00: 4-Inch HDPE DR17 Neutron Probe Piping submitted to CBO on 04/05/2013, CBO approved on 04/11/2013.
ECN-1-16.00: Sand Gradation Table submitted to CBO on 04/05/2013, CBO approved on 04/11/2013.
ECN-1-17.00: Anchor Bolt Holes Hitting Reinforcement RFI submitted to CBO on 04/25/2013, CBO approved on 05/15/2013.
ECN-1-18.00: Structural Field Directives Largo 001 and 002 RFI submitted to CBO on 05/13/2013, CBO approved on 05/21/2013.
ECN-1-19.00: RFI #002 End Loop Foundations (Min. Reinforcement Length) submitted to CBO on 05/20/2013, CBO approved on 05/24/2013.

TRANS-4

During construction, the project owner will stagger the start time of employees for the day-time shift (morning start) in four roughly equal groups spaced by at least 30 minutes between groups. Also during construction, the project owner will be restricted from receiving any construction deliveries from the west starting 30 minutes before the day-time shift and continuing until all groups have arrived for the morning shift. Caltrans plans for the eastbound left-hand turn lane for SR-58 to Harper Lake Road were submitted to Caltrans on 07/12/2013, Caltrans approved on 03/25/2013.

TRANS-5 [A/T]

The project owner shall not allow hazardous materials deliveries during non-daylight periods (during both construction and operation) to enhance safety at the rail crossing. A record of hazardous materials deliveries shall be provided to the CPM as required in HAZ-3.
Please see attached list as part of HAZ-3.

TSE-1

Provide schedule updates in the MCR.
Please see attached Electrical Master List.

TSE-2

Project owner shall assign an electrical engineer.
The resume for Mohamad (Mike) Alhalabi, P.E. was submitted to CBO on 01/30/2012 and approved on 02/06/2012 for the position of site Mechanical Engineer.
The resume for Moe S. Karrit, E.E., P.E. was submitted to CBO on 06/07/2012 and approved on 06/08/2012 for the position of site Electrical Engineer.
Resume for Luis Leal, PE submitted for site Resident Engineer (RE)/ Structural Engineer. Resume submitted to CBO on 03/22/2012. CBO approved on 03/28/2012.
Resume for Arpan Tailor, PE submitted for Resident Engineer (RE) Delegate. Resume submitted to CBO on 02/12/2013, CBO approved on 02/15/2013.
Resume for Vivian Jiang, PE submitted for site Resident Engineer (RE) Delegate. Resume submitted to CBO on 07/10/2013. CBO approved on 07/11/2013, please see attachment.

TSE-4

ABENER TEYMA MOJAVE

13911 Park Avenue, Suite 208
Victorville, CA 92392
Phone: 480-287-1419

At least 30 days (or a lesser number of days mutually agreed to by the project owner and the CBO) prior to the start of each increment of construction, the project owner shall submit to the CBO for review and approval the final design plans, specifications and calculations for equipment and systems of the power plant switchyard, outlet line and termination, including a copy of the signed and stamped statement from the responsible electrical engineer attesting to compliance with the applicable LORS, and send the CPM a copy of the transmittal letter in the next Monthly Compliance Report. The following activities shall be reported in the Monthly Compliance Report:
A. Receipt or delay of major electrical equipment;
Please see attached list of receipt of major electrical equipment.
B. Testing or energization of major electrical equipment;
Please see attachments for electrical tests to date.
C. The number of electrical drawings approved, submitted for approval, and still to be submitted.
Please see attached Electrical Master List.

VIS-1

Revised Surface Treatment Package was submitted to CPM on 05/11/2012. CPM approved plans on 05/14/2012. Package resubmitted to CPM on 04/17/2013, CBO approved on 05/03/2013.

VIS-3

Temporary Lighting plans. Package was submitted to CPM on 02/27/2012. CPM approved plans on 03/01/2012.

VIS-4

Visual Screening plans. Package was submitted to CPM on 03/22/2012. CPM approved plans on 03/28/2012.

Should you have any questions or need any additional information, please do not hesitate to contact me.

Sincerely,

Steven Pochmara
ABEINSA EPC
13911 Park Avenue, Suite 208
Victorville, CA 92392
Cell: (480) 287-1419

Construction Phase

Item #	Name of Hazardous Material or Waste	Maximum Quantity	Size of Largest Container	Unit of Measure
1	Diesel Fuel	3000	500	gallon
2	Gasoline	250	250	gallon
3	Hydraulic oil	5280	330	gallon
4	Paints/Solvents	550	55	gallon
5	Motor oil	110	55	gallon
6	Propane fuel	300	50	gallon
7	Acetylene Gas – (Welding)	350	70	Cu ft
8	Oxygen Gas – (Welding)	560	140	Cu ft

Commissioning/Operations Phase

Item #	Name of Hazardous Material or Waste	Maximum Quantity	Size of Largest Container	Unit of Measure
1	Aqueous Ammonia – 12.5%	660	330	gallon
2	Carbohydrazide	1200	300	gallon
3	Tri-Sodium Phosphate Solution	250	200	gallon
4	Phosphoric Acid – 60 – 70%	660	330	gallon
5	Sodium Bisulfite – 38%	660	330	gallon
6	Sodium Hypochlorite – 12.5%	2640	2640	gallon
7	Magnesium Sulfate – 27%	7660	7660	gallon silo

8	Slacked Lime	21664	21664	gallon silo
9	Soda Ash - 95% Sodium Carbonate	7660	7660	gallon silo
10	Anionic Flocculant Polymer Powder	330	330	gallon
11	Ferric Chloride – 40%	660	330	gallon
12	Sodium Bisulfite – 35%	660	330	gallon
13	Phosphoric Acid - o	660	330	gallon
14	Liquid CO2	13000	13000	gallon tank
15	Sodium EDTA	600	100	Lb bags
16	Sulfuric Acid - 98%	660	330	gallon
17	Sodium Hydroxide - 50%	990	330	gallon
18	Heat Transfer Fluid – Biphenyl	2,300,000	57,000	gallon

HAZARDOUS MATERIAL SURVEY

In order to maintain compliance with Federal, State and Local hazardous material storage regulations, as well as to provide required information for emergency response, it is necessary to identify and quantify all hazardous materials currently at the Mojave site. This survey applies to all companies/contractors/subcontractors working at the Mojave Solar Project. Please review all hazardous materials greater than 1 gallon in quantity (including: fuels, chemicals, cleaning fluids, compressed gases, lubricants, etc.) associated with your operations and provide the name, quantity and the location where these materials are stored on site. ** Please return no later than 04/26/2013*

Name of Chemical/ Hazardous Material	Storage Type (Drum, Tank, Bin/Tote, etc)	Total Quantity (gal, lbs, etc)	Location where Hazardous Materials are Stored
*Example: Fuel (diesel)	2000 gal tank	1600 gal	Alpha East - North West Section
Fuel (red diesel)	2000 gal Tank	2000 gal	Murray Yard (Beta South)
Fuel (gas)	500 gal Tank	500 gal	Murray Yard (Beta South)
Fuel (clear & red diesel)	Fuel Truck 1000 gal Tank	1000 gal	Murray Yard (Beta South)(Mobile Unit)
Motor Oil	Fuel Truck 4qty 90 gal Tanks	360 gal	Murray Yard (Beta South)(Mobile Unit)
Oxygen (compressed)	Compressed Type T Tank	4 Tanks(1348 ci. ea.)	Murray Yard (Beta South)
Acetylene	Compressed Type T Tank	4 Tanks(520 ci. ea.)	Murray Yard (Beta South)
Argon	Compressed Type T Tank	8 Tanks(2688 ci. ea.)	Murray Yard (Beta South)
Argon	Comp. Type T Tank (6 pack)	8 units(16128 ci. ea.)	Murray Yard (Beta South)
Argon, Rfg. Liquid	Dewer	8 units(33808 ci. ea.)	Murray Yard (Beta South)

Company/Contractor Name: Murray Brutoco

Contact Person or Representative: Rob Fryan

Contact Phone or email: Rob.Fryan@Brutoco.net

Date of Survey: 04 / 09 / 13

Thank you for your cooperation!

Please return this form to your Activity Manager, or email to: kirk.anderson@abeinsaepc.abengoa.com (Duplicate as necessary.)

For questions please contact Kirk Anderson, Environmental Engineer at (661) 754-6180

HAZARDOUS MATERIAL SURVEY

In order to maintain compliance with Federal, State and Local hazardous material storage regulations, as well as to provide required information for emergency response, it is necessary to identify and quantify all hazardous materials currently at the Mojave site. This survey applies to all companies/contractors/subcontractors working at the Mojave Solar Project. Please review all hazardous materials greater than 1 gallon in quantity (including: fuels, chemicals, cleaning fluids, compressed gases, lubricants, etc.) associated with your operations and provide the name, quantity and the location where these materials are stored on site. **** Please return no later than 04/26/2013***

Name of Chemical/ Hazardous Material	Storage Type (Drum, Tank, Bin/Tote, etc)	Total Quantity (gal, lbs, etc)	Location where Hazardous Materials are Stored
*Example: Fuel (diesel)	2000 gal tank	1600 gal	Alpha East - North West Section
RED DYE DIESEL	1400 GAL TANK	1400	STRAIGHT LINE LUBE TRAILER
CLEAR DIESEL	250 GAL TANK	250	↓
UNLEADED FUEL	250 GAL TANK	250	↓
AF COOLANT	150 GAL TANK	150	↓
GEAR OIL	150 GAL TANK	150	↓
MOTOR OIL	250 GAL TANK	250	↓
HYDRAULIC OIL	250 GAL TANK	250	↓
WASTE OIL	500 GAL TANK	<500	↓
HYDRAULIC OIL	3 x 50 GAL DRUM	~~100~~ 150	↓
RED DYE DIESEL	250 GAL TANK	250	FUEL TRUCK
UNLEADED FUEL	75 & 25 GAL TANK	100	↓

Company/Contractor Name: STRAIGHT LINE CONST. **Contact Person or Representative:** WILL PRINDLE

Contact Phone or email: will@straightlinepier.com **Date of Survey:** 4 / 19 / 13

Thank you for your cooperation!

Please return this form to your Activity Manager, or email to: kirk.anderson@abeinsaepc.abengoa.com (Duplicate as necessary.)

For questions please contact Kirk Anderson, Environmental Engineer at (661) 754-6180

HAZARDOUS MATERIAL SURVEY

In order to maintain compliance with Federal, State and Local hazardous material storage regulations, as well as to provide required information for emergency response, it is necessary to identify and quantify all hazardous materials currently at the Mojave site. This survey applies to all companies/contractors/subcontractors working at the Mojave Solar Project. Please review all hazardous materials greater than 1 gallon in quantity (including: fuels, chemicals, cleaning fluids, compressed gases, lubricants, etc.) associated with your operations and provide the name, quantity and the location where these materials are stored on site. **** Please return no later than 04/26/2013***

Name of Chemical/ Hazardous Material	Storage Type (Drum, Tank, Bin/Tote, etc)	Total Quantity (gal, lbs, etc)	Location where Hazardous Materials are Stored
*Example: Fuel (diesel)	2000 gal tank	1600 gal	Alpha East - North West Section
Fuel (diesel)	500 Gal tank	450 gal	Alpha East next to Ponds

Company/Contractor Name:_Sukut Construction_____Contact Person or Representative:___Nathan Ritter_____

Contact Phone or email:_nritter@sukut.com_____ Date of Survey: __4___/__8____/__13___

Thank you for your cooperation!

Please return this form to your Activity Manager, or email to: kirk.anderson@abeinsaepc.abengoa.com (Duplicate as necessary.)

For questions please contact Kirk Anderson, Environmental Engineer at (661) 754-6180

HAZARDOUS MATERIAL SURVEY

In order to maintain compliance with Federal, State and Local hazardous material storage regulations, as well as to provide required information for emergency response, it is necessary to identify and quantify all hazardous materials currently at the Mojave site. This survey applies to all companies/contractors/subcontractors working at the Mojave Solar Project. Please review all hazardous materials greater than 1 gallon in quantity (including: fuels, chemicals, cleaning fluids, compressed gases, lubricants, etc.) associated with your operations and provide the name, quantity and the location where these materials are stored on site. **** Please return no later than 04/26/2013***

Name of Chemical/ Hazardous Material	Storage Type (Drum, Tank, Bin/Tote, etc)	Total Quantity (gal, lbs, etc)	Location where Hazardous Materials are Stored
Red Diesel	55 Gallon Drum	220 Gallon	Beta East Largo Laydown
Red Diesel	500 Gallon Tank	500 Gallon	Beta East Largo Laydown
Unleaded Gasoline	150 Gallon Tank	150 Gallon	Beta East Largo Laydown
Atlas Release	55 Gallon Drum	55 Gallon	Beta East Largo Laydown
Seatight Concrete Cure	55 Gallon Drum	110 Gallon	Beta East Largo Laydown
Red Diesel	5 Gallon Can	20 Gallon	Beta East Largo Laydown
WD-40	1 Gallon Can	1 Gallon	Beta East Largo Concrete Trailer
Commercial Grade Concrete Adhesive	1 Gallon Can	1 Gallon	Beta East Largo Concrete Trailer

Company/Contractor Name: Largo Concrete

Contact Person or Representative: Gildardo Monarrez

Contact Phone or email: 714-348-7280

Date of Survey: 4/8/2013

Thank you for your cooperation!

Please return this form to your Activity Manager, or email to: kirk.anderson@abeinsaepc.abengoa.com (Duplicate as necessary.)

For questions please contact Kirk Anderson, Environmental Engineer at (661) 754-6180

ABEINSA EPC

Kristine Yates
08/05/2013 08:17 AM

Send To	Steven Pochmara/AbeinsaEPC/Abengoa@Abengoa
cc	
bcc	
Subject	Re: July MCR

The following SWPPP maintenance was performed in the month of July:

1. Area stabilized:
- Alpha east: 0 acres (total 279,5 acres stabilized)
- Alpha west: 0 acres (total 369 acres stabilized)
- Beta east: 0 acres (total 502 acres stabilized)
- Beta west: 0 acres (total 102,5 acres stabilized)

2. Fiber rolls: Installed additional straw wattle along the eastern perimeter fence of Alpha East: approx. 2,000 ft of new wattle installed (total previously installed 24,280 ft): total installed to date: 26,280 ft

2. Swales: Maintenance only during the month of July (total previously installed 16,219 ft)

3. Street sweeping and construction entrances maintenance performed as needed

4. Trash collection is taken care of on a daily basis

5. 5 concrete washout station (2 in beta and 3 in alpha)

6. Dust control - Watering the site with trucks on a daily basis.

July SWPPP.pdf

Regards

Kristine Yates, PE

ABEINSA EPC
Abener Teyma Mojave General Partnership
43134 Harper Lake Rd.
Hinkley, CA. 92347
Cell: 661-754-6756
kristine.yates@abeinsaepc.abengoa.com

Eco-Tip: Printing e-mails is usually a waste.

Steven Pochmara	Team, I need your data today so I ca...	08/05/2013 08:05:45 AM

ABEINSA EPC

Steven Pochmara
08/05/2013 08:05 AM

Send To: Kirk Anderson/AbeinsaEPC/Abengoa@Abengoa, Kristine Yates/AbeinsaEPC/Abengoa@ABENGOA, Orland

CONSTRUCTION SITE STORMWATER RUNOFF CONTROL INSPECTION FORM

CORRECTIONS REQUIRED PRIOR TO NEXT INSPECTION?	YES	NO	N/A

PROJECT INFORMATION		INSPECTION INFORMATION			
WDID # 6 B 3 6 C 3 6 1 7 2 1		DATE: July 3rd, 2013	TIME: 9:35 am		
NAME: Mojave Solar Project		PRE-STORM	POST-STORM	WEEKLY	EXTENDED STORM
ADDRESS: 42134 Harper Lake Rd, Hinkley, CA 92347		RAIN >1/2"	None	Light	Moderate / Heavy
CONTRACTOR: Abener Teyma Mojave		WIND >15mph:	None	Light	Moderate / Heavy
ON-SITE CONTACT: Alberto Salas		TEMPERATURE: 106	LOW 78	HIGH	

INSPECTION CHECKLIST

Stormwater Pollution Prevention Plan	Yes	No	Comments
1. Is the SWPPP binder and/or DESCP on site and accessible?	✓		Supplemental Form Attached? YES NO NOTE: THE "CONSTRUCTION SITE STORMWATER RUNOFF CONTROL INSPECTION FORM" IS THE ONLY FORM IN USE FOR INSPECTIONS DOCUMENTATION FOR THIS PROJECT. STORM ACTIVITY: DEFICIENCIES:
2. Does the site have a WDID No.?	✓		
3. Does the SWPPP address the minimum BMP requirements?	✓		
4. Are amendments to the SWPPP clearly documented and dated?	✓		
5. Is the current SWPPP complete?	✓		
6. Does the SWPPP include a current map accurately indicating BMPs installed at the site?	✓		
7. Is routine BMP inspection and maintenance documentation on file?	✓		

Soil Stabilization Practices	Yes	No	Comments	
8. Are BMPs implemented on inactive disturbed areas?	✓		Alpha West	—
9. Are implemented BMPs effectively stabilizing soil?	✓		Alpha East	—
Are BMP materials stockpiled and available for use?	✓		Beta West	—
1 Was any erosion observed?		✓	Beta East	—

Sediment Control Practices	Yes	No	Discharge Risk Potential	
12. Are sediment control BMPs in place and maintained?	✓		Alpha West	None
13. Are sediment BMPs placed to protect the downstream perimeter of the site?	✓		Alpha East	Minimal
14. Are the BMPs adequately controlling sediment?	✓		Beta West	None
15. Are the storm drain inlets protected?	N/A		Beta East	Minimal

Sediment Discharges

16. Is there evidence that sediment was discharged previously from the site?	None	Minor	Major
17. Is sediment currently being discharged from the site?	None	Minor	Major
18. Where is sediment currently being discharged? Check all that apply.	19. Other	20. Creek	21. Drain Inlet
	22. Gutter	23. Drainage Outfall	24. Wetland
	25. Vernal Pool	26. Drainage swale	

Tracking Controls	Yes	No	Discharge Risk Potential		
Are adjacent roads and construction entrances free of sediment?	✓		None	Minor	Major
2 Are current BMPs effectively preventing tracking of sediment?	✓		None	Minor	Major

Wind Erosion Controls	Yes	No	Wind Erosion Violations			
29. Are wind erosion controls properly implemented?	✓		32. Additional water needed.		33. Dust tracking out	
30. Are current BMPs adequately preventing wind erosion?	✓					
31. Complete the Wind Erosion Violations Section. CHECK ALL THAT APPLY.			34. Stockpile protection		35. Loading/ unloading of soil/materials	
			36. Airborne or tracked-out lime or cement		37. Stripped pad	

Comments:

Non-Stormwater Management	Yes	No	Non-Stormwater Corrections	Yes	No	Maintenance Needed			
38. Are BMPs for non-stormwater discharges properly implemented?	✓		43. Concrete/stucco washout in place?	✓		Yes		No	✓
39. Are BMPs adequate for managing non-stormwater discharges?	✓		44. Paint washout in place?	N/A		Yes		No	
40. Is there evidence that there has been a non-stormwater discharge?		✓	45. Vehicle maintenance in place?	✓		Yes		No	✓
41. Any non-visible pollutant sampling required?		✓	46. Hydrant flushing protection in place?	N/A					
42. Complete the Non-Stormwater Corrections Section. CHECK ALL THAT APPLY.			47. Sampling locations noted in SWPPP?	N/A					

Comments:

Waste & Disposal Management	Yes	No	Waste & Disposal Corrections	Yes	No
48. Are there containers for construction waste and debris?	✓		52. Are portable toilets located 50 ft. from drain inlets?	N/A	
49. Is construction debris in waste containers?	✓		53. Are portable toilets placed behind sidewalks?	N/A	
50. Is waste adequately covered?	✓		54. Does advanced water treatment meet discharge standards?	N/A	
51. Are the current waste management BMPs adequate?	✓				

Comments:

Materials Storage	Yes	No		Yes	No
55. Are materials protected from weather?	✓		57. Are hazardous materials placed in secondary containment?	✓	
56. Are materials stored away from drain inlets?	✓				

Comments:

Conclusions	Yes	No	
58. Site in compliance?	✓		

Comments:

Acknowledgement of Inspection

arles Walker, CBO Site Inspector, Bureau Veritas

Alberto Salas, Activity Manager SWPPP, Abener Teyma Mojave

CONSTRUCTION SITE STORMWATER RUNOFF CONTROL INSPECTION FORM

CORRECTIONS REQUIRED PRIOR TO NEXT INSPECTION?	YES	NO	N/A

PROJECT INFORMATION		INSPECTION INFORMATION			
WDID # 6 B 3 6 C 3 6 1 7 2 1		DATE: 7/11/13		TIME: 11:10 am	
NAME: Mojave Solar Project		PRE-STORM	POST-STORM	WEEKLY	EXTENDED STORM
ADDRESS: 42134 Harper Lake Rd, Hinkley, CA 92347		RAIN >1/2"	None	Light	Moderate / Heavy
CONTRACTOR: Abener Teyma Mojave		WIND >15mph:	None	Light	Moderate / Heavy
ON-SITE CONTACT: Alberto Salas		TEMPERATURE:	LOW 76	HIGH 112	

INSPECTION CHECKLIST

Stormwater Pollution Prevention Plan	Yes	No	Comments
1. Is the SWPPP binder and/or DESCP on site and accessible?	✓		Supplemental Form Attached? YES NO NOTE: THE "CONSTRUCTION SITE STORMWATER RUNOFF CONTROL INSPECTION FORM" IS THE ONLY FORM IN USE FOR INSPECTIONS DOCUMENTATION FOR THIS PROJECT. STORM ACTIVITY: DEFICIENCIES:
2. Does the site have a WDID No.?	✓		
3. Does the SWPPP address the minimum BMP requirements?	✓		
4. Are amendments to the SWPPP clearly documented and dated?	✓		
5. Is the current SWPPP complete?	✓		
6. Does the SWPPP include a current map accurately indicating BMPs installed at the site?	✓		
7. Is routine BMP inspection and maintenance documentation on file?	✓		

Soil Stabilization Practices	Yes	No	Comments	
8. Are BMPs implemented on inactive disturbed areas?	✓		Alpha West	
9. Are implemented BMPs effectively stabilizing soil?	✓		Alpha East	
10. Are BMP materials stockpiled and available for use?	✓		Beta West	
11. Was any erosion observed?		✓	Beta East	

Sediment Control Practices	Yes	No	Discharge Risk Potential	
12. Are sediment control BMPs in place and maintained?	✓		Alpha West	None
13. Are sediment BMPs placed to protect the downstream perimeter of the site? Straw wattle was repaired along northern perimeter	✓		Alpha East	Minor
14. Are the BMPs adequately controlling sediment?	✓		Beta West	None
15. Are the storm drain inlets protected?	N/A		Beta East	Minor

Sediment Discharges

16. Is there evidence that sediment was discharged previously from the site?	None	Minor	Major
17. Is sediment currently being discharged from the site?	None	Minor	Major
18. Where is sediment currently being discharged? Check all that apply.	19. Other	20. Creek	21. Drain inlet
	22. Gutter	23. Drainage Outfall	24. Wetland
	25. Vernal Pool	26. Drainage swale	

Tracking Controls	Yes	No	Discharge Risk Potential		
27. Are adjacent roads and construction entrances free of sediment?	✓		None	Minor	Major
28. Are current BMPs effectively preventing tracking of sediment?	✓		None	Minor	Major

Wind Erosion Controls	Yes	No	Wind Erosion Violations			
29. Are wind erosion controls properly implemented?	✓		32. Additional water needed.		33. Dust tracking out	
30. Are current BMPs adequately preventing wind erosion?	✓					
31. Complete the Wind Erosion Violations Section. CHECK ALL THAT APPLY.			34. Stockpile protection		35. Loading/ unloading of soil/materials	
			36. Airborne or tracked-out lime or cement		37. Stripped pad	

Comments:

Non-Stormwater Management	Yes	No	Non-Stormwater Corrections	Yes	No	Maintenance Needed			
38. Are BMPs for non-stormwater discharges properly implemented?	✓		43. Concrete/stucco washout in place?	✓		Yes		No	✓
39. Are BMPs adequate for managing non-stormwater discharges?	✓		44. Paint washout in place?	N/A		Yes		No	
40. Is there evidence that there has been a non-stormwater discharge?		✓	45. Vehicle maintenance in place?	✓		Yes		No	✓
41. Any non-visible pollutant sampling required?		✓	46. Hydrant flushing protection in place?	N/A					
42. Complete the Non-Stormwater Corrections Section. CHECK ALL THAT APPLY.			47. Sampling locations noted in SWPPP?	N/A					

Comments:

Waste & Disposal Management	Yes	No	Waste & Disposal Corrections	Yes	No
48. Are there containers for construction waste and debris?	✓		52. Are portable toilets located 50 ft. from drain inlets?	N/A	
49. Is construction debris in waste containers?	✓		53. Are portable toilets placed behind sidewalks?	N/A	
50. Is waste adequately covered? trash cans with out lids were observed & are being removed		✓	54. Does advanced water treatment meet discharge standards?	N/A	
51. Are the current waste management BMPs adequate?	✓				

Comments:

Materials Storage	Yes	No		Yes	No
55. Are materials protected from weather?	✓		57. Are hazardous materials placed in secondary containment?	✓	
56. Are materials stored away from drain inlets?	✓				

Comments:

Conclusions	Yes	No	
58. Site in compliance?	✓		

Comments:

Acknowledgement of Inspection

aries Walker, CBO Site Inspector, Bureau Veritas

Alberto Salas, Activity Manager SWPPP, Abener Teyma Mojave

CONSTRUCTION SITE STORMWATER RUNOFF CONTROL INSPECTION FORM

CORRECTIONS REQUIRED PRIOR TO NEXT INSPECTION?	YES	NO	N/A

PROJECT INFORMATION		INSPECTION INFORMATION			
WDID # 6 B 3 6 C 3 6 1 7 2 1		DATE: 7/17/13		TIME: 2:23 pm	
E: Mojave Solar Project		PRE-STORM	POST-STORM	WEEKLY	EXTENDED STORM
ADDRESS: 42134 Harper Lake Rd, Hinkley, CA 92347		RAIN >1/2"	None	Light	Moderate / Heavy
CONTRACTOR: Abener Teyma Mojave		WIND >15mph:	None	Light	Moderate / Heavy
ON-SITE CONTACT: Alberto Salas		TEMPERATURE:	LOW 78	HIGH 105	

INSPECTION CHECKLIST

Stormwater Pollution Prevention Plan	Yes	No	Comments
1. Is the SWPPP binder and/or DESCP on site and accessible?	✓		Supplemental Form Attached? YES NO NOTE: THE "CONSTRUCTION SITE STORMWATER RUNOFF CONTROL INSPECTION FORM" IS THE ONLY FORM IN USE FOR INSPECTIONS DOCUMENTATION FOR THIS PROJECT. STORM ACTIVITY: DEFICIENCIES:
2. Does the site have a WDID No.?	✓		
3. Does the SWPPP address the minimum BMP requirements?	✓		
4. Are amendments to the SWPPP clearly documented and dated?	✓		
5. Is the current SWPPP complete?	✓		
6. Does the SWPPP include a current map accurately indicating BMPs installed at the site?	✓		
7. Is routine BMP inspection and maintenance documentation on file?	✓		

Soil Stabilization Practices	Yes	No	Comments	
8. Are BMPs implemented on inactive disturbed areas?	✓		Alpha West	
9. Are implemented BMPs effectively stabilizing soil?	✓		Alpha East	
10. Are BMP materials stockpiled and available for use?	✓		Beta West	
11. Was any erosion observed?		✓	Beta East	

Sediment Control Practices	Yes	No	Discharge Risk Potential	
12. Are sediment control BMPs in place and maintained?	✓		Alpha West	None
13. Are sediment BMPs placed to protect the downstream perimeter of the site? straw wattle was replaced -∝- E downstream perimeter	✓		Alpha East	Minor
14. Are the BMPs adequately controlling sediment?	✓		Beta West	None
15. Are the storm drain inlets protected?	N/A		Beta East	Minor

Sediment Discharges

16. Is there evidence that sediment was discharged previously from the site?	None	Minor	Major
17. Is sediment currently being discharged from the site?	None	Minor	Major
18. Where is sediment currently being discharged? Check all that apply:	19. Other	20. Creek	21. Drain inlet
	22. Gutter	23. Drainage Outfall	24. Wetland
	25. Vernal Pool	26. Drainage swale	

Tracking Controls	Yes	No	Discharge Risk Potential		
19. Are adjacent roads and construction entrances free of sediment?	✓		None	Minor	Major
20. Are current BMPs effectively preventing tracking of sediment?	✓		None	Minor	Major

Wind Erosion Controls	Yes	No
29. Are wind erosion controls properly implemented?	✓	
30. Are current BMPs adequately preventing wind erosion?	✓	

Wind Erosion Violations			
32. Additional water needed.		33. Dust tracking out	
34. Stockpile protection		35. Loading/ unloading of soil/materials	
36. Airborne or tracked-out lime or cement		37. Stripped pad	

31. Complete the Wind Erosion Violations Section. CHECK ALL THAT APPLY.

Comments:

Non-Stormwater Management	Yes	No
38. Are BMPs for non-stormwater discharges properly implemented?	✓	
39. Are BMPs adequate for managing non-stormwater discharges?	✓	
40. Is there evidence that there has been a non-stormwater discharge?		✓
41. Any non-visible pollutant sampling required?		✓
42. Complete the Non-Stormwater Corrections Section. CHECK ALL THAT APPLY.		

Non-Stormwater Corrections	Yes	No	Maintenance Needed			
43. Concrete/stucco washout in place?	✓		Yes		No	✓
44. Paint washout in place?	N/A		Yes		No	
45. Vehicle maintenance in place?	✓		Yes		No	✓
46. Hydrant flushing protection in place?	N/A					
47. Sampling locations noted in SWPPP?	N/A					

Comments:

Waste & Disposal Management	Yes	No
48. Are there containers for construction waste and debris?	✓	
49. Is construction debris in waste containers?	✓	
50. Is waste adequately covered? All trash receptacles w/out lids have been removed from the site	✓	
51. Are the current waste management BMPs adequate?	✓	

Waste & Disposal Corrections	Yes	No
52. Are portable toilets located 50 ft. from drain inlets?	N/A	
53. Are portable toilets placed behind sidewalks?	N/A	
54. Does advanced water treatment meet discharge standards?	N/A	

Comments:

Materials Storage	Yes	No
55. Are materials protected from weather?	✓	
56. Are materials stored away from drain inlets?	✓	

	Yes	No
57. Are hazardous materials placed in secondary containment?	✓	

Comments:

Conclusions	Yes	No
58. Site in compliance?	✓	

Comments:

Acknowledgement of Inspection

arles Walker, CBO Site Inspector, Bureau Veritas

Alberto Salas, Activity Manager SWPPP, Abener Teyma Mojave

CONSTRUCTION SITE STORMWATER RUNOFF CONTROL INSPECTION FORM

CORRECTIONS REQUIRED PRIOR TO NEXT INSPECTION?	YES	NO	N/A

PROJECT INFORMATION	INSPECTION INFORMATION
WDID # 6 B 3 6 C 3 6 1 7 2 1	DATE: 7/22/13 TIME: 10:00 am
NAME: Mojave Solar Project	PRE-STORM / ~~POST-STORM~~ Assumed / WEEKLY / EXTENDED STORM
ADDRESS: 42134 Harper Lake Rd, Hinkley, CA 92347	RAIN >1/2": None / Light <½" / Moderate / Heavy
CONTRACTOR: Abener Teyma Mojave	WIND >15mph: None / Light / Moderate / Heavy
ON-SITE CONTACT: Alberto Salas	TEMPERATURE: LOW 72 HIGH 95

INSPECTION CHECKLIST

Stormwater Pollution Prevention Plan	Yes	No
1. Is the SWPPP binder and/or DESCP on site and accessible?	✓	
2. Does the site have a WDID No.?	✓	
3. Does the SWPPP address the minimum BMP requirements?	✓	
4. Are amendments to the SWPPP clearly documented and dated?	✓	
5. Is the current SWPPP complete?	✓	
6. Does the SWPPP include a current map accurately indicating BMPs installed at the site?	✓	
7. Is routine BMP inspection and maintenance documentation on file?	✓	

Comments

Supplemental Form Attached? YES NO
NOTE: THE "CONSTRUCTION SITE STORMWATER RUNOFF CONTROL INSPECTION FORM" IS THE ONLY FORM IN USE FOR INSPECTIONS DOCUMENTATION FOR THIS PROJECT.

STORM ACTIVITY:
DEFICIENCIES:

Soil Stabilization Practices	Yes	No
8. Are BMPs implemented on inactive disturbed areas?	✓	
9. Are implemented BMPs effectively stabilizing soil?	✓	
10. Are BMP materials stockpiled and available for use?	✓	
11. Was any erosion observed?		✓

Comments

Alpha West	Module Installation
Alpha East	PB installation
Beta West	Module Construction
Beta East	PB Installation

Sediment Control Practices	Yes	No
12. Are sediment control BMPs in place and maintained? Portion of straw wattle was replaced along Northern Boundary	✓	
13. Are sediment BMPs placed to protect the downstream perimeter of the site?	✓	
14. Are the BMPs adequately controlling sediment?	✓	
15. Are the storm drain inlets protected?	N/A	

Discharge Risk Potential

Alpha West	None
Alpha East	Minor
Beta West	None
Beta East	Minor

Sediment Discharges

16. Is there evidence that sediment was discharged previously from the site?	None	Minor	Major
17. Is sediment currently being discharged from the site?	None	Minor	Major
18. Where is sediment currently being discharged? Check all that apply:	19. Other	20. Creek	21. Drain inlet
	22. Gutter	23. Drainage Outfall	24. Wetland
	25. Vernal Pool	26. Drainage swale	

Tracking Controls	Yes	No
19. Are adjacent roads and construction entrances free of sediment?	✓	
20. Are current BMPs effectively preventing tracking of sediment?	✓	

Discharge Risk Potential

None	Minor	Major
None	Minor	Major

Wind Erosion Controls	Yes	No	Wind Erosion Violations			
29. Are wind erosion controls properly implemented?	✓		32. Additional water needed.		33. Dust tracking out	
30. Are current BMPs adequately preventing wind erosion?	✓					
31. Complete the Wind Erosion Violations Section. CHECK ALL THAT APPLY.			34. Stockpile protection		35. Loading/ unloading of soil/materials	
			36. Airborne or tracked-out lime or cement		37. Stripped pad	

Comments:

Non-Stormwater Management	Yes	No	Non-Stormwater Corrections	Yes	No	Maintenance Needed			
38. Are BMPs for non-stormwater discharges properly implemented?	✓		43. Concrete/stucco washout in place?	✓		Yes		No	✓
39. Are BMPs adequate for managing non-stormwater discharges?	✓		44. Paint washout in place?	N/A		Yes		No	
40. Is there evidence that there has been a non-stormwater discharge?		✓	45. Vehicle maintenance in place?	✓		Yes		No	✓
41. Any non-visible pollutant sampling required?		✓	46 Hydrant flushing protection in place?	N/A					
42. Complete the Non-Stormwater Corrections Section. CHECK ALL THAT APPLY.			47. Sampling locations noted in SWPPP?	N/A					

Comments:

Waste & Disposal Management	Yes	No	Waste & Disposal Corrections	Yes	No
48. Are there containers for construction waste and debris?	✓		52. Are portable toilets located 50 ft. from drain inlets?	N/A	
49. Is construction debris in waste containers?	✓		53. Are portable toilets placed behind sidewalks?	N/A	
50. Is waste adequately covered?	✓		54. Does advanced water treatment meet discharge standards?	N/A	
51. Are the current waste management BMPs adequate?					

Comments:

Materials Storage	Yes	No		Yes	No
55. Are materials protected from weather?	✓		57. Are hazardous materials placed in secondary containment?		
56. Are materials stored away from drain inlets?	✓				

Comments:

Conclusions	Yes	No	
58. Site in compliance?	✓		

Comments:

Acknowledgement of Inspection

arles Walker, CBO Site Inspector, Bureau Veritas

Alberto Salas Activity Manager SWPPP, Abener Teyma Mojave

	Pump Operator	GALLONS PER DAY
7/1/2013	Jorge Hernández	181,500
7/2/2013	Jorge Hernández	141,000
7/3/2013	Jorge Hernández	0
7/4/2013	Jorge Hernández	0
7/5/2013	Jorge Hernández	0
7/6/2013	Jorge Hernández	0
7/7/2013	Jorge Hernández	0
	TOTAL	322,500

	Pump Operator	GALLONS PER DAY
7/8/2013	No water Pumped	0
7/9/2013	No water Pumped	0
7/10/2013	Jorge Hernández	180,600
7/11/2013	Jorge Hernández	128,600
7/12/2013	No water Pumped	
7/14/2013	No water Pumped	
	TOTAL	309,200

	Pump Operator	GALLONS PER DAY
7/15/2013	Robert Porter	663,810
7/16/2013	Robert Porter / Jorge Hernande	2,040,470
7/17/2013	Robert Porter / Jorge Hernande	2,023,660
7/18/2013	No Water pumped	0
7/19/2013	No Water pumped	0
7/20/2013	No Water pumped	0
7/21/2013	No Water pumped	0
	TOTAL	4,727,940

7/22/2013	Robert Porter	11,800
7/23/2013	Robert Porter / Jorge Hernandez	2,049,530
7/24/2013	Robert Porter / Jorge Hernandez	2,045,150
7/25/2013	Robert Porter / Jorge Hernandez	2,041,655
7/26/2013	No Water Pumped	0
7/27/2013	No Water Pumped	0
7/28/2013		
7/29/2013	No Water Pumped	0
7/30/2013	No Water Pumped	0
7/31/2013	No Water Pumped	0
	TOTAL	6,148,135
	JULY 2013 TOTAL	11,507,775

	Pump Reading (gallons)			
Date	on	off	Quantity Used (gallons)	
7/1/2013	2778900	3344400	565500	
7/2/2013	3344400	3915600	571200	
7/3/2013	3915600	4462600	547000	
7/4/2013	4462600	4462600	0	
7/5/2013	4462600	5088200	625600	
		Total	2,309,300	

	Pump Reading (gallons)		
Date	on	off	Quantity Used (gallons)
7/8/2013	5088200	5710500	
7/9/2013	5710500	6389300	678800
7/10/2013	6389300	7095300	706000
7/11/2013	7095300	7717400	622100
7/12/2013	7717400	8296600	579200
		Total	2,586,100

	Pump Reading (gallons)			
Date	on	off	Quantity Used (gallons)	
7/15/2013	8296600	8891000	594400	
7/16/2013	8891000	9059400	168400	IWD shut down and retired their pump
7/17/2013	0	0	0	
7/18/2013	0	0	0	
7/19/2013	0	0	0	
		Total	762,800	
		July 2013 Total	5,658,200	

Mojave Solar Plant 2x140MW

General

Milestones

Common

Certificate Milestones

General

Activity ID	Activity Description	Orig Dur	% Comp	Early Start	Early Finish	Target 1 Early Start	Target 1 Early Finish
1HITHPG002	Start foundation of Solar Field	0	100	07SEP11A		07SEP11A	
1HITHPG007	25% of earth movement on Evaporation Ponds	0	100	01DEC11A		01DEC11A	
1HITHPG001	Advance Payment	0	100	07MAR12A		07MAR12	
1HITHPG003	Start foundation of Factory Building	0	100	23MAR12A		21MAY12	
1HITHPG004	15% of Total Length of Wind Fence Installed	0	100	23MAR12A		26JUN12	
1HITHPG005	25% of drill work performed on Water Wells	0	100	23MAR12A		17MAY12	
1HITHPG006	Start of Water Treatment Tank installation	0	100	04JUN12A		20SEP12	
1HITHPG008	25% of work performed on Steam Gen foundation	0	100	13JUN12A		21SEP12	
1HITHPG014	Start erection of field fab HTF Over-flow Tanks	0	100	16JUL12A		14DEC12	
1HITHPG011	90% of earthmoving complete in Solar Field	0	100		16JUL12A		20DEC12
1HITHPG010	Start assembly of parabolic troughs	0	100	23JUL12A		13NOV12	
1HITHPG009	First Factory ready to assemble troughs	0	100		23JUL12A		12NOV12
1HITHPG013	End Foundation & Basin for Cooling Water Tower	0	100		31AUG12A		17DEC12
1HITHPG012	Start Foundation installation 230kv Sub-station	0	100	17SEP12A		08NOV12	

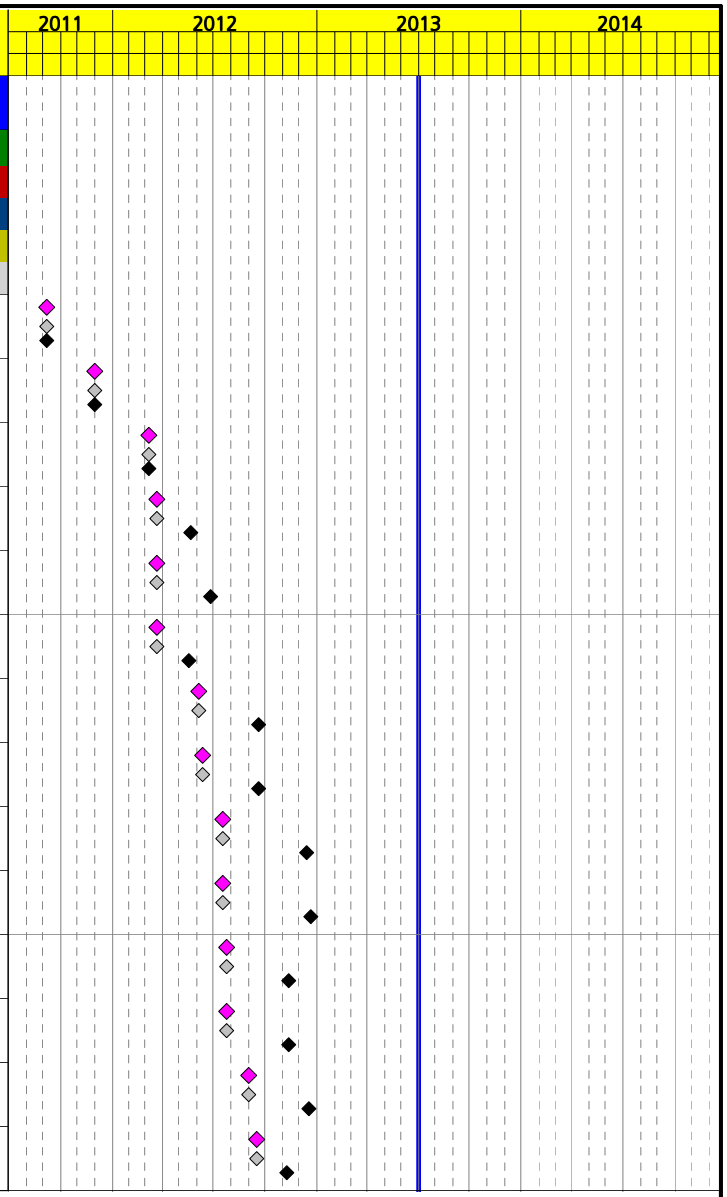

Early Bar
Previous Month
Target 0
Progress Bar
Critical Activity

Start Date	01OCT10
Finish Date	01FEB18
Data Date	01JUL13

M022

Abener Teyma Mojave
Mojave Solar Plant 2x140MW
All

Date	Revision	Checked	Approved
29FEB12	Target 0 Issued. Initial Payment 03.07.12. 28 M	SON	RSM

© Primavera Systems, Inc.

Activity ID	Activity Description	Orig Dur	% Comp	Early Start	Early Finish	Target 1 Early Start	Target 1 Early Finish
1HITHPG016	On site delivery of Main Transformers	0	100		24OCT12A		08MAY13
1HITHPG015	25% of Parabolic Troughs assembled	0	100	13DEC12A		22APR13	
1HITHPG018	25% of work performed on Turbine Gen Foundation	0	100	14DEC12A		03MAY13	
1HITHPG017	50% of Parabolic Troughs assembled	0	100	11MAR13A		02JUL13	
1HITHPG020	On site delivery of Steam Generator (Alpha)	0	100		30APR13A		12JUN13
1HITHPG022	On site delivery of Steam Generator (Beta)	0	100		03MAY13A		01AUG13
1HITHPG021	75% of Parabolic Troughs Assembled	0	100	05JUN13A		25SEP13	
1HITHPG025	End assembly of 203kv Substation	0	0		15JUL13		14AUG13
1HITHPG019	On site delivery of one Steam Turbine	0	0		25JUL13		06SEP13
1HITHPG023	100% of Parabolic Troughs assembled	0	0		15AUG13		05NOV13
1HITHPG024	Start energizing process	0	0	22OCT13		10OCT13	
1HITHPG026	Start Filling of HTF Oil (Alfa)	0	0	20DEC13		10DEC13	
1HITHPG027	Start Filling of HTF Oil (Beta)	0	0	02JAN14		20DEC13	
1HITHPG028	Provisional Completion	0	0		07JUL14		09JUL14
Customer Milestones							
EPC Contract							
1HITHCS05	Ecological rehabilitation Desert Tortoise (ASI)	0	100	10DEC10A		10DEC10A	
1HITHCS30	Data for design of Interconnection 230kV LT(ASI)	0	100	07NOV11A		07MAR12	
1HITHCS40	Intercon. Water Valley S/S work author. (ASI)	0	100	15JUN12A		15JUN12	
1HITHCS20	Availability of energy 12 kV construction (ASI)	0	100	27JUL12A		30MAY12*	
1HITHCS50	Interc NG RMS work authorization (ASI)	0	100	01MAR13A		27FEB13	

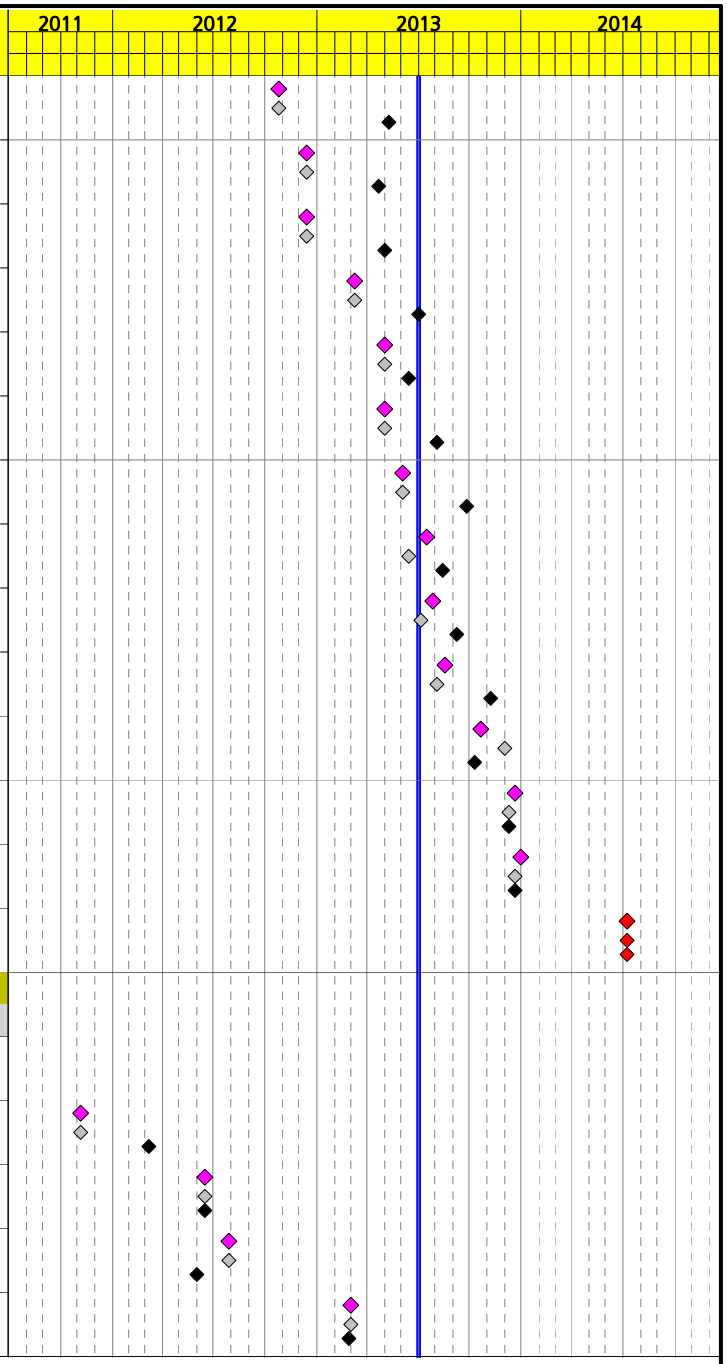

Activity ID	Activity Description	Orig Dur	% Comp	Early Start	Early Finish	Target 1 Early Start	Target 1 Early Finish
1HITHCS43	Water Valley S/S Ready for Comm. Test (ASI)	0	100	31MAY13A		24APR13	
1HITHCS45	Availability of 230 kV Energy (ASI)	0	100	12JUN13A		15AUG13*	
1HITHCS55	Availability of Natural Gas (ASI)	0	0	26SEP13*		26SEP13	
1HITHCS70	Availability Truck Cleaning PTC (ASI)	0	0		30OCT13		29OCT13
Power Purchase Agreement (PPA)							
1HITHCP15	Final Design Complete	0	100		30APR10A		30APR10A
1HITHCP25	CEC Certificate to Construct and Operate Issued	0	100	08SEP10A		08SEP10A	
1HITHCP35	Signed LGIA	0	100	18NOV10A		18NOV10A	
1HITHCP45	DOE (FLG) Construction Start Date	0	100	07SEP11A		29AUG11A	
1HITHCP30	Approval of the Power Purchase Agreement	0	100	28NOV11A		28NOV11A	
1HITHCP55	Notice of Orders Placed for Major Equipment	0	100		27FEB12A		27FEB12A
1HITHCP65	Obtain First Funding Necessary to Construct	0	100	07MAR12A		07MAR12*	
1HITHCP75	Guaranteed Construction Start Date	0	100	08MAR12A		23MAR12*	
1HITHCP80	Electrical Interconnection Complete	0	0		31JUL13*		31JUL13
1HITHCP83	Network Upgrade Completion Date (Spec Prot Sys)	0	0		31JUL13		31JUL13
1HITHCP85	Guaranteed Commercial Operation Date	0	0	21NOV14		21NOV14	
1HITHCP95	Completion of Network Upgrades (LGIA)	0	0		01FEB18*		01FEB18*
General							
Common							
Procurement							
Civil							
1GENCOC05	P.O. Earthworks	40	100	01SEP11A	02DEC11A	01SEP11A	19APR12

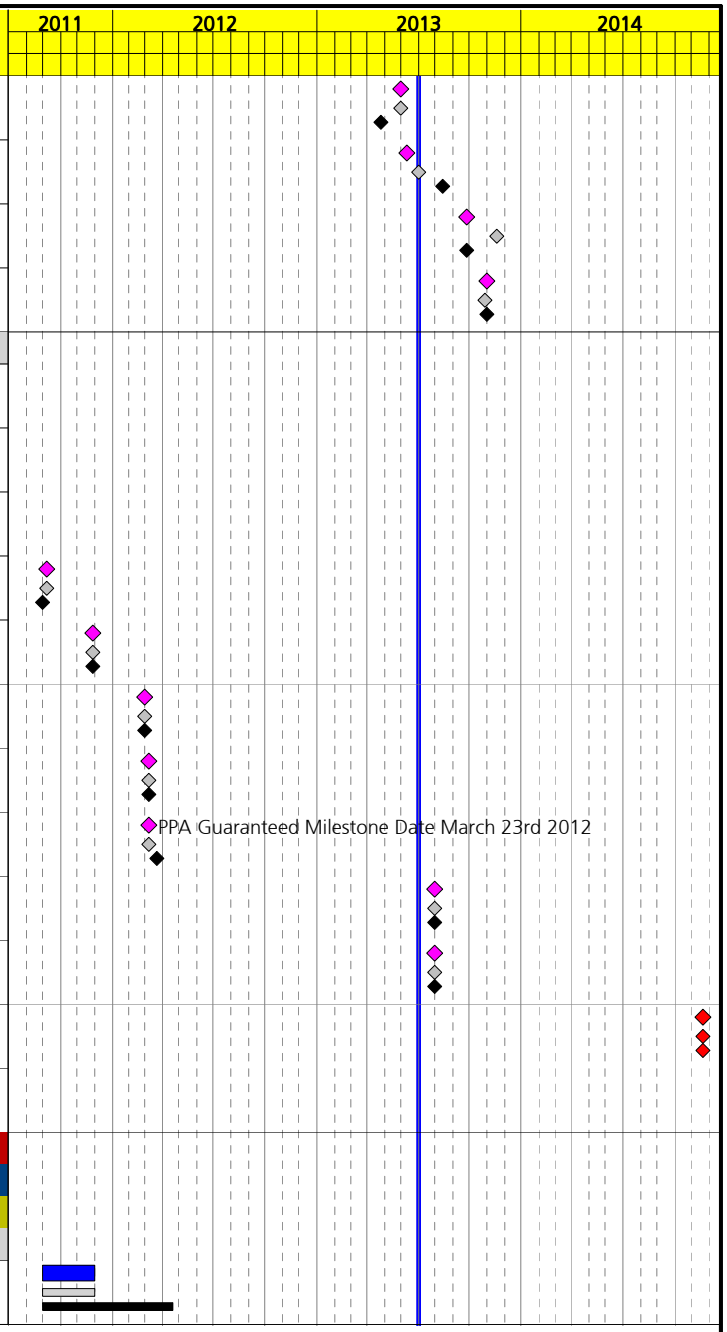

Activity ID	Activity Description	Orig Dur	% Comp	Early Start	Early Finish	Target 1 Early Start	Target 1 Early Finish
1GENCOC25	Agreement with CW suppliers	40	100	05MAR12A	30MAY12A	11APR12	06JUN12
1GENCOC45	Purchase Order Auxiliary Structures	50	63	03OCT12A	30AUG13	12JUL12	22AUG12
Mechanical							
1GENCOM65	P.O. Non HTF Pumps	45	100	23AUG11A	10MAY12A	07MAR12	02MAY12
1GENCOM85	P.O. Condensate & Receiver Pumps	40	100	07SEP11A	17MAY12A	04APR12	30MAY12
1GENCOM35	P.O. HTF Pumps	40	100	26SEP11A	17MAY12A	07MAR12	02MAY12
1GENCOM30	P.O. Field Assembly Water Tanks	40	100	11OCT11A	01MAR12A	07MAR12	02MAY12
1GENCOM75	P.O. Small Pumps	40	100	10AUG12A	30NOV12A	09MAR12	04MAY12
1GENCOM20	P.O. Thermal Insulation	27	80	12MAR13A	30JUL13	18OCT12	13DEC12
1GENCOM50	P.O. HTF Piping & Chem. Cleaning, and Steam Blow	40	0	30JUL13	24SEP13	14DEC12	12FEB13
1GENCOM40	P.O. HTF Insulation Issued	0	0	31JUL13			
Engineering							
Basic Engineering							
1GENIGB10	Extended Basic Engineering	93	100	01OCT10A	14DEC12A	01OCT10A	02MAY12
1GENIGB20	Quantitative Risk Analysis	45	100	02MAY12A	23JUL12A	07MAR12	09MAY12
Manufacturing & Supply							
Civil							
1GENFBC25	Manuf & Supply Secondary Structures	90	41	01MAY13A	28OCT13	23AUG12	14NOV12
Mechanical							
1GENFBM45	Manuf. & Supply Water Pumps	146	99	03DEC12A	19JUL13	24SEP12	16JAN13
1GENFBM55	1st delivery of Water Pumps	0	100	10JUN13A			
1GENFBM15	Manuf. & Supply Thermal Insulation PB	80	0	31JUL13	21NOV13	14DEC12	22MAY13
1GENFBM25	Reception First PB Thermal Insulation Material	0	0	12SEP13			



Activity ID	Activity Description	Orig Dur	% Comp	Early Start	Early Finish	Target 1 Early Start	Target 1 Early Finish
Commissioning & Start Up							
General							
1GENPEG33	Spare Parts List sent to the Client	0	0	27NOV13		25NOV13	
1GENPEG23	Communication of Planned Performance Test	0	0	31DEC13		27DEC13	
1GENPEG63	Training Operation & Maintenance Staff	80	0	13FEB14	05JUN14	12FEB14	04JUN14
Detail Engineering							
Common							
Procurement							
Detailed Engineering							
1IGDCOD60	P.O. Detail Engineering	30	100	05OCT11A	20JAN12A	07MAR12	17APR12
Engineering							
Civil							
1IGDIGC40	Solar Field Supports Drawings Issued for Manufac	20	100	04APR12A	28DEC12A	02AUG12	29AUG12
1IGDIGC60	Civil Works Design for Solar Field	40	99	10APR12A	22JUL13	30AUG12	24OCT12
1IGDIGC10	Underground Infrastructure drawings IfC	80	100	18APR12A	26JUN13A	18APR12	08AUG12
1IGDIGC20	Civil Works Design of PB	135	98	18APR12A	31JUL13	31MAY12	26FEB13
1IGDIGC50	PB Supports Drawings Issued for Manufacture	20	99	30APR12A	05JUL13	16AUG12	12SEP12
1IGDIGC70	Civil Works Design of PB Piping	40	99	18JUN12A	15JUL13	18SEP12	12NOV12
1IGDIGC80	Main Header Supports Issued for Manufacture	0	100	24AUG12A			
1IGDIGC85	HTF Area Supports Isssued for Manufacture	0	100	21JUN13A			
1IGDIGC90	Utilities Area Supports Isssued for Manufacture	0	0	08JUL13			
1IGDIGC95	Steam Area Supports Isssued for Manufacture	0	0	08JUL13			
Mechanical							
1IGDIGM10	3D Model	140	100	16FEB12A	27JUN13A	18APR12	29OCT12

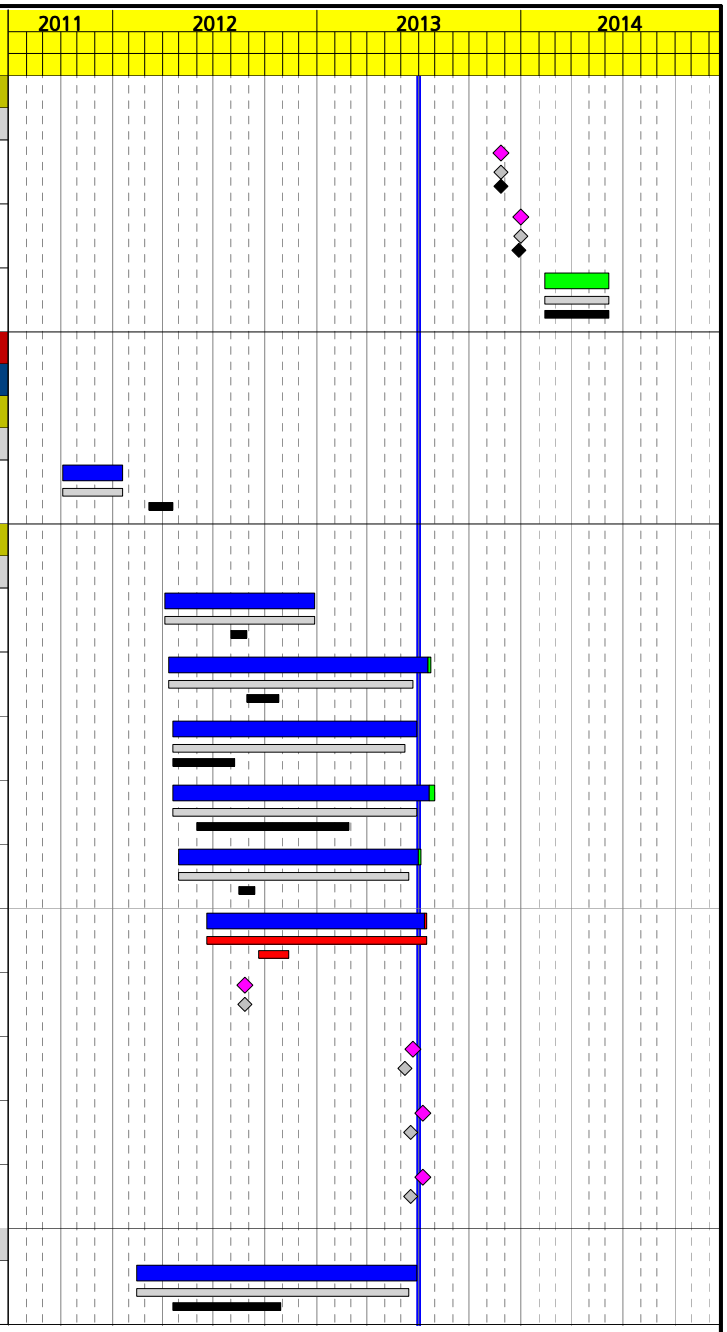

Activity ID	Activity Description	Orig Dur	% Comp	Early Start	Early Finish	Target 1 Early Start	Target 1 Early Finish
1IGDIGM15	Stress Calculation	90	100	29FEB12A	27JUN13A	18APR12	22AUG12
1IGDIGM25	Datasheets for Solar Field Valves	40	100	01MAR12A	31OCT12A	17MAY12	11JUL12
1IGDIGM40	Solar Field Bill of Materials for Purchase	10	100	01MAR12A	28DEC12A	21AUG12	03SEP12
1IGDIGM55	PB Bill of Material issued for Purchase	10	100	11APR12A	10JAN13A	16OCT12	29OCT12
1IGDIGM45	Solar Field Isometrics Issued for Construction	20	100	16APR12A	28DEC12A	04SEP12	01OCT12
1IGDIGM20	Purchase Spec. Mechanical Assembly Solar Field	21	100	01MAY12A	25JUL12A	18APR12	13JUN12
1IGDIGM35	Datasheets for PB Valves	40	100	18JUN12A	07DEC12A	10JUL12	03SEP12
1IGDIGM50	PB Isometrics Issued for Construction	32	98	20JUN12A	12JUL13	30OCT12	13DEC12
1IGDIGM30	Purchase Spec.Mechanical Assembly PB	32	100	01AUG12A	25OCT12A	14JUN12	08AUG12
1IGDIGM60	Issue of Rack Mechanical Assembly Purch. Spec.	0	100		22AUG12A		
1IGDIGM65	HTF PSV's in Power Block Datasheets Issued	0	100	30NOV12A			
1IGDIGM80	HTF Area Isometrics Issued for Construction Alph	0	100	21JUN13A			
1IGDIGM85	HTF Area Isometrics Issued for Construction Beta	0	100	21JUN13A			
1IGDIGM70	Steam Area Isometrics Issue for Construction	0	0	12JUL13			
1IGDIGM75	Utilities Area Isometrics Issued for Const.	0	0	12JUL13			
Electrical							
1IGDIGE40	Solar Field Electrical and I&C Cables list IfPur	30	100	13FEB12A	26APR12A	29MAY12	09JUL12
1IGDIGE05	Purchase Specification for Electrical Assembly	30	100	01MAR12A	18MAR13A	31MAY12	11JUL12
1IGDIGE30	Solar Field Electrical and I&C Drawings IfC	90	100	01MAR12A	18SEP12A	29MAY12	01OCT12
1IGDIGE160	PB Electrical Drawings Issued for Construction	90	94	26MAR12A	25JUL13	18SEP12	24JAN13

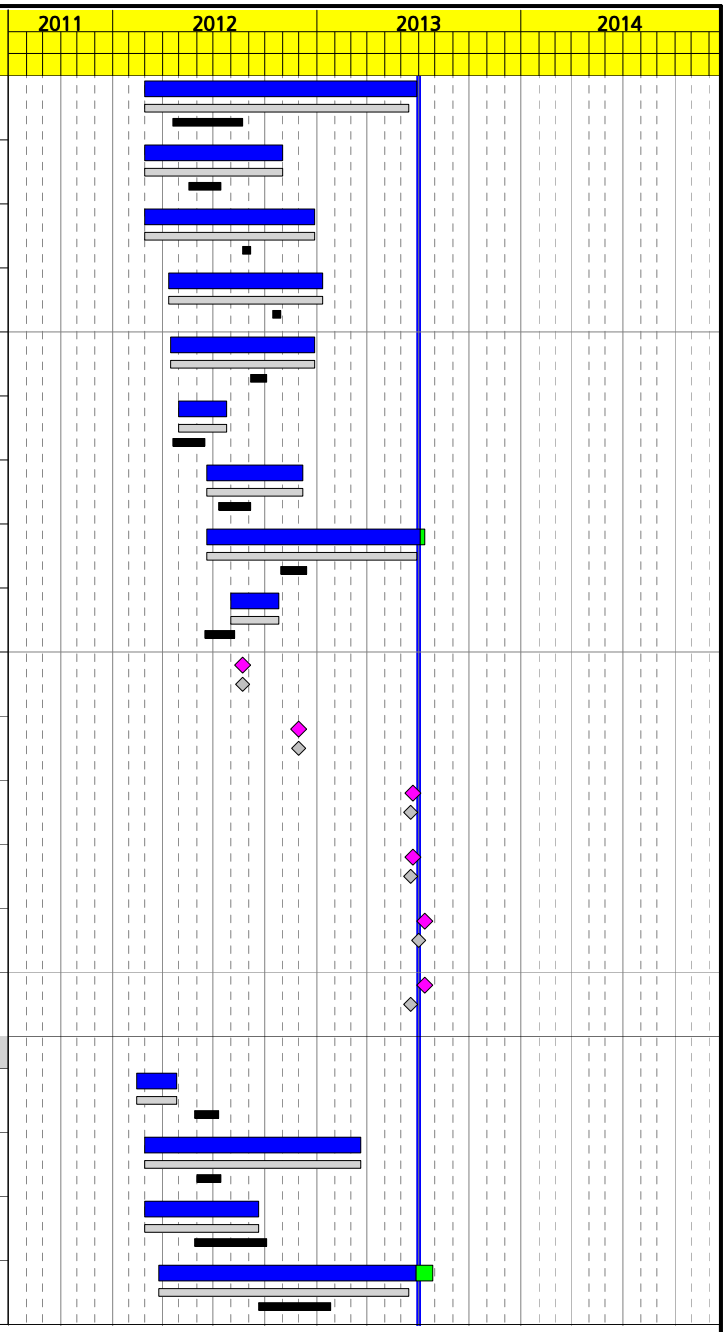

Activity ID	Activity Description	Orig Dur	% Comp	Early Start	Early Finish	Target 1 Early Start	Target 1 Early Finish
1IGDIGE50	PB Electrical Cable List for Purchase	30	100	14MAY12A	28FEB13A	18SEP12	29OCT12
Instrumentation & Control							
1IGDIGI80	Datasheets for Solar Field Instrumentation	40	100	29FEB12A	01AUG12A	18APR12	13JUN12
1IGDIGI70	Datasheets for PB Instrumentation	40	100	21MAY12A	29MAR13A	21AUG12	15OCT12
1IGDIGI15	Purchase Specification for I&C Assembly	22	100	21AUG12A	05FEB13A	31MAY12	11JUL12
1IGDIGI180	PB I&C Drawings Issued for Construction	61	99	10SEP12A	23JUL13	18SEP12	24JAN13
1IGDIGI90	PB Control Cable List for Purchase	49	100	15OCT12A	15APR13A	18SEP12	29OCT12
Legalization							
1IGDIGL70	PB Electrical Drawings IFC BV approval	40	25	01MAR13A	22AUG13		
Collector Temporary Assembly Building (TAB)							
Common							
Procurement							
Mechanical							
1NMCCOM30	P.O. Temporary Assembly Building	40	100	16MAY11A	02DEC11A	24FEB12	19APR12
1NMCCOM20	P.O. Assembly Line & Structure Installation	40	100	26DEC11A	21AUG12A	20APR12	15JUN12
Engineering							
Civil							
1NMCIGC40	Temporary Assembly Building Engineering	20	100	05DEC11A	23FEB12A	20APR12	18MAY12
Manufacturing & Supply							
Mechanical							
1NMCFBM10	Manufacture & Supply PTC Assembly Line Material	30	100	27FEB12A	14JUN12A	18JUN12	27JUL12
1NMCFBM20	Manufacture & Supply TAB Structure	50	100	27FEB12A	16MAY12A	21MAY12	27JUL12
1NMCFBM30	Manufacture & Supply TAB Bridge Crane	60	100	27FEB12A	28JUN12A	20APR12	27JUL12
Construction							
Civil							
1NMCCNC10	Temporary Assembly Building Foundations	45	100	14MAR12A	27APR12A	21MAY12	23JUL12



Activity ID	Activity Description	Orig Dur	% Comp	Early Start	Early Finish	Target 1 Early Start	Target 1 Early Finish
1NMCCNC20	Temporary Assembly Building Structure Erection	50	100	26APR12A	12JUL12A	24JUL12	01OCT12
Mechanical							
1NMCCNM40	Utilities Installation in TAB	30	100	07MAY12A	20JUL12A	01AUG12	12NOV12
1NMCCNM30	PTC Assembly Line Installation	30	100	16MAY12A	20AUG12A	02OCT12	12NOV12
Urbanization							
Common							
Procurement							
Civil							
1URBCOC25	P.O. Earthworks (LNTP)	20	100	11JUL11A	19AUG11A	11JUL11A	19AUG11A
1URBCOC15	P.O. Earthworks (FNTP)	40	100	01NOV11A	02DEC11A	07MAR12	02MAY12
1URBCOC45	P.O. Fencing	40	100	01DEC11A	11MAY12A	09MAR12	04MAY12
1URBCOC35	P.O. Warehouses and Control Building	40	90	03JUL12A	15OCT13	05JUL12	29AUG12
1URBCOC55	P.O. of Evaporation Ponds	30	100	08AUG12A	14MAR13A		
Construction							
Civil							
1URBCNC75	Channel Construction	180	100	22AUG11A	14SEP12A	22AUG11A	13DEC12
1URBCNC35	Demolition	100	100	23SEP11A	10FEB12A	20APR12	07SEP12
1URBCNC45	Vegetation Clearing	90	100	23SEP11A	01FEB12A	23SEP11A	13JUN12
1URBCNC15	Removal of Asbestos & Other Haz.Materials	60	100	03OCT11A	03FEB12A	04APR12	27JUN12
1URBCNC55	Channel Culverts	40	100	01MAY12A	14SEP12A	17MAY12	11JUL12
1URBCNC65	Barrier Fencing Construction	97	100	31AUG12A	14MAR13A	16AUG12	07JAN13
1URBCNC25	Perimeter Fencing Construction	91	100	27SEP12A	29MAR13A	16AUG12	07JAN13
Electrical							
1URBCNE25	12 kV Relocation (ASI)	50	100	02APR12A	27AUG12A	04APR12	13JUN12

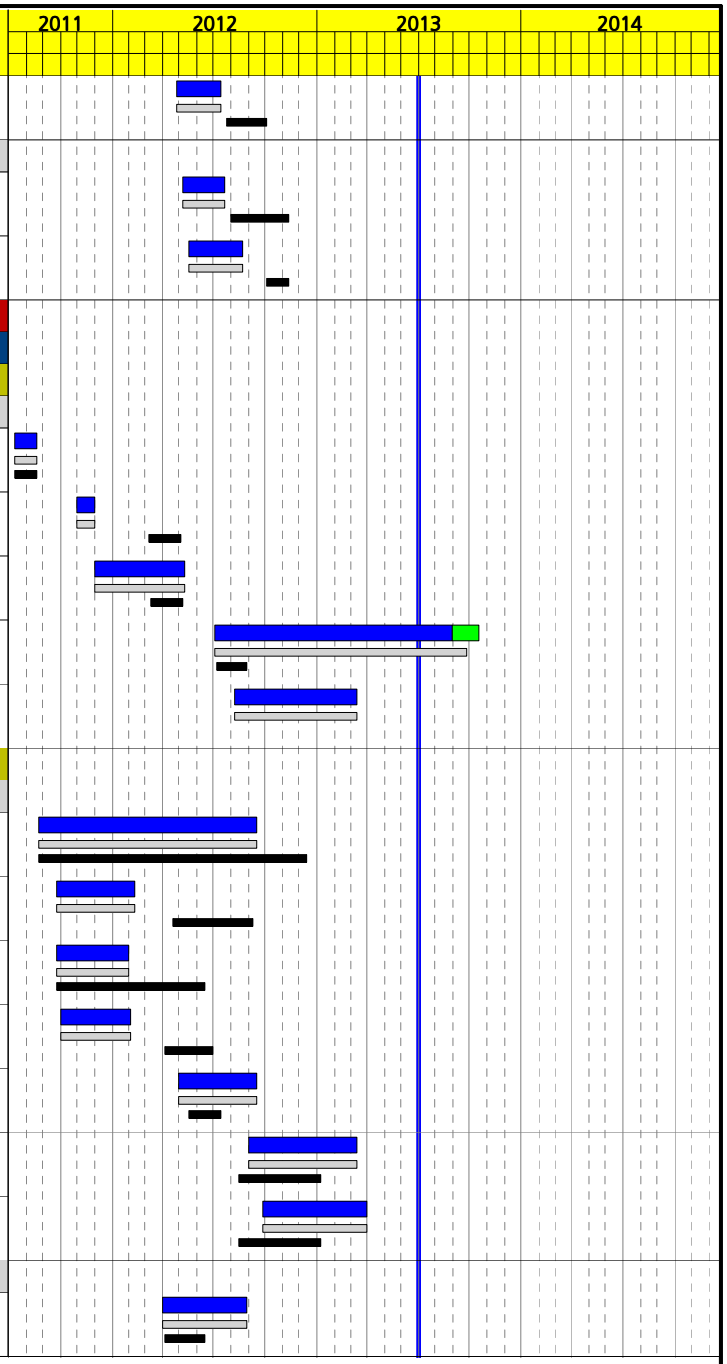

Activity ID	Activity Description	Orig Dur	% Comp	Early Start	Early Finish	Target 1 Early Start	Target 1 Early Finish
Alpha							
Construction							
Civil							
1URBCNC15A	Earthworks Alpha	196	100	22AUG11A	18JUL12A	22AUG11A	08JAN13
1URBCNC75A	Solar Field Drainage Alpha	70	100	26SEP11A	18JUL12A	14JUN12	19SEP12
1URBCNC20A	Block of Power Terrain Preparation Alpha	20	100	11OCT11A	18NOV11A	04APR12	02MAY12
1URBCNC05A	Wind Fence Construction Alpha	120	100	06FEB12A	09NOV12A	31MAY12	14NOV12
1URBCNC65A	Solar Field Roads Alpha	45	100	01JUN12A	18JUL12A	14JUN12	19SEP12
1URBCNC45A	1st Layer Asphalt in Roads Alpha	20	100	30OCT12A	30OCT12A	04JAN13	29MAR13
1URBCNC10A	Screen Fencing Construction Alpha	50	100	03DEC12A	28FEB13A	12JUL12	14NOV12
1URBCNC33A	Evaporation Ponds (No Earthmovement) Alpha	50	83	28MAR13A	01AUG13	14JUN12	22AUG12
1URBCNC85A	Sewer System (Septic Tank) Alpha	20	0	12AUG13	09SEP13	06JUN13	03JUL13
1URBCNC90A	Warehouse Foundation Alpha	20	0	13DEC13	13JAN14	02OCT12	29OCT12
1URBCNC25A	Finish Empty Areas in PB Alpha	80	0	07JAN14	28APR14	08AUG13	29NOV13
1URBCNC95A	Warehouse Building Erection Alpha	70	0	14JAN14	21APR14	30OCT12	08FEB13
1URBCNC37A	Final Asphalt Layer Alpha	40	0	04MAR14	28APR14	04OCT13	29NOV13
Beta							
Construction							
Civil							
1URBCNC15B	Earthworks Beta	205	100	01NOV11A	24JUL12A	04APR12	21JAN13
1URBCNC75B	Solar Field Drainage Beta	70	100	01DEC11A	24JUL12A	20SEP12	28DEC12
1URBCNC20B	Block of Power Terrain Preparation Beta	20	100	02DEC11A	15FEB12A	03MAY12	30MAY12
1URBCNC65B	Solar Field Roads Beta	45	100	01JUN12A	24JUL12A	20SEP12	28DEC12

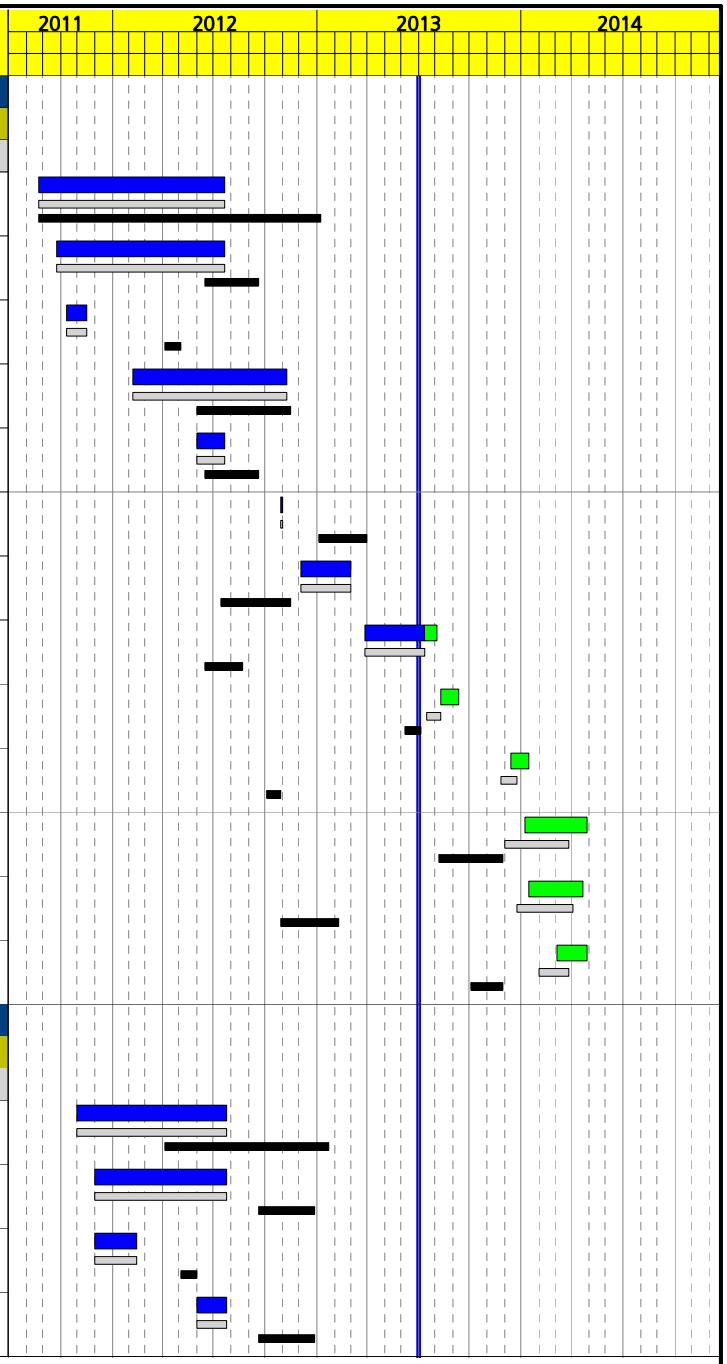

Activity ID	Activity Description	Orig Dur	% Comp	Early Start	Early Finish	Target 1 Early Start	Target 1 Early Finish
1URBCNC45B	1st Layer Asphalt in Roads Beta	60	100	29AUG12A	30OCT12A	18JAN13	12APR13
1URBCNC05B	Wind Fence Construction Beta	50	100	01OCT12A	03APR13A	06SEP12	14JAN13
1URBCNC10B	Screen Fencing Construction Beta	50	100	28NOV12A	13MAR13A	12JUL12	14NOV12
1URBCNC33B	Evaporation Ponds (No Earthmovement) Beta	68	73	01APR13A	15AUG13	23AUG12	31OCT12
1URBCNC85B	Sewer System (Septic Tank) Beta	20	0	17SEP13	14OCT13	20JUN13	17JUL13
1URBCNC90B	Warehouse Foundation Beta	20	0	13DEC13	13JAN14	02OCT12	29OCT12
1URBCNC95B	Warehouse Building Erection Beta	70	0	14JAN14	21APR14	30OCT12	08FEB13
1URBCNC25B	Finish Empty Areas in PB Beta	80	0	06FEB14	29MAY14	05SEP13	30DEC13
1URBCNC37B	Final Asphalt Layer Beta	40	0	03APR14	29MAY14	01NOV13	30DEC13
Plant Electrical Interconnection							
Common							
Procurement							
Electrical							
1PEVCOE15	P.O. 242kV Line to Substations	40	100	05JUL11A	17MAY12A	04APR12	30MAY12
1PEVCOE85	P.O. Temporary Construction Power	40	100	13OCT11A	21JUN12A	07MAR12	02MAY12
Manufacturing & Supply							
Electrical							
1PEVFBE95	Manufacture&Supply Temporary Construction Power	75	100	31OCT11A	08OCT12A	03MAY12	15AUG12
1PEVFBE22	Manufacture & Supply 242kV Line	120	100	21MAY12A	30APR13A	26JUL12	14NOV12
Construction							
Civil							
1PEVCNC75	Grading & Drainage Sandlot Substation	50	100	01MAR12A	01MAY12A	28JUN12	05SEP12
1PEVCNC95	Civil Works for Temporary Substation	30	100	18APR12A	25MAY12A	28JUN12	08AUG12
1PEVCNC85	Civil Works 242kV Line	54	100	19MAR13A	30APR13A	26JUL12	03OCT12

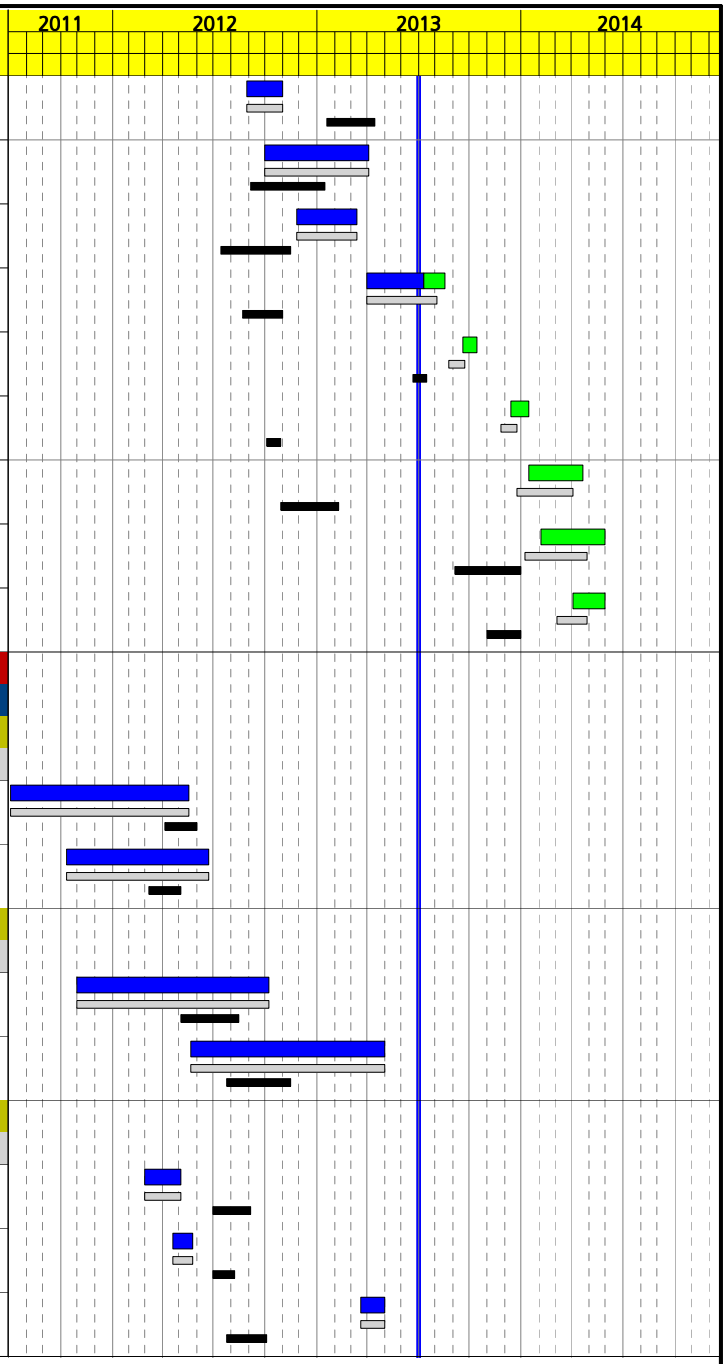

Activity ID	Activity Description	Orig Dur	% Comp	Early Start	Early Finish	Target 1 Early Start	Target 1 Early Finish
Electrical							
1PEVCNE105	Installation Temporary Construction Power	15	100	01JUN12A	25OCT12A	16AUG12	05SEP12
1PEVCNE125	Sandlot Substation Installation (ASI)	139	100	20JUL12A	19FEB13A	06SEP12	26MAR13
1PEVCNE10	242kV Line Installation	55	99	20MAR13A	12JUL13	15NOV12	09APR13
Commissioning & Start Up							
Electrical							
1PEVPEE115	Start-Up Temporary Construction Power	10	100	01OCT12A	31MAY13A	06SEP12	19SEP12
1PEVPEE135	Sandlot Substation Commissioning (ASI)	20	100	07JUN13A	12JUN13A	27MAR13	23APR13
1PEVPEE10	242kV Line Commissioning	10	0	30AUG13	13SEP13	15AUG13	28AUG13
Solar Field							
Parabolic Trough Collectors							
Common							
Procurement							
Civil							
2CCPCOC30	P.O. PTC Foundations	40	100	06JUN11A	15NOV11A	09MAR12	04MAY12
2CCPCOC70	P.O. Prefab Solar Field Electrical Buildings	28	100	31AUG12A	21FEB13A	06SEP12	24OCT12
Mechanical							
2CCPCOM05	P.O. PTC Structure Material	40	100	03OCT11A	27APR12A	07MAR12	02MAY12
2CCPCOM10	P.O. PTC Mirrors	40	100	01NOV11A	21MAR12A	07MAR12	02MAY12
2CCPCOM11	P.O. Absorber Tubes	30	100	01NOV11A	09MAR12A	07MAR12	17APR12
2CCPCOM20	P.O. Hydraulical Units	40	100	09DEC11A	04APR12A	07MAR12	02MAY12
Electrical							
2CCPCOE14	P.O. Electrical equipment for SF Buildings	40	100	03JAN12A	05MAR13A	12JUL12	05SEP12
2CCPCOE20	P.O. Electrical and I&C Cable for Solar Field	25	100	17APR12A	04SEP12A	10JUL12	20AUG12
2CCPCOE04	P.O. Electrical Installation of Solar Field	35	100	01JUN12A	18SEP12A	07AUG12	01OCT12

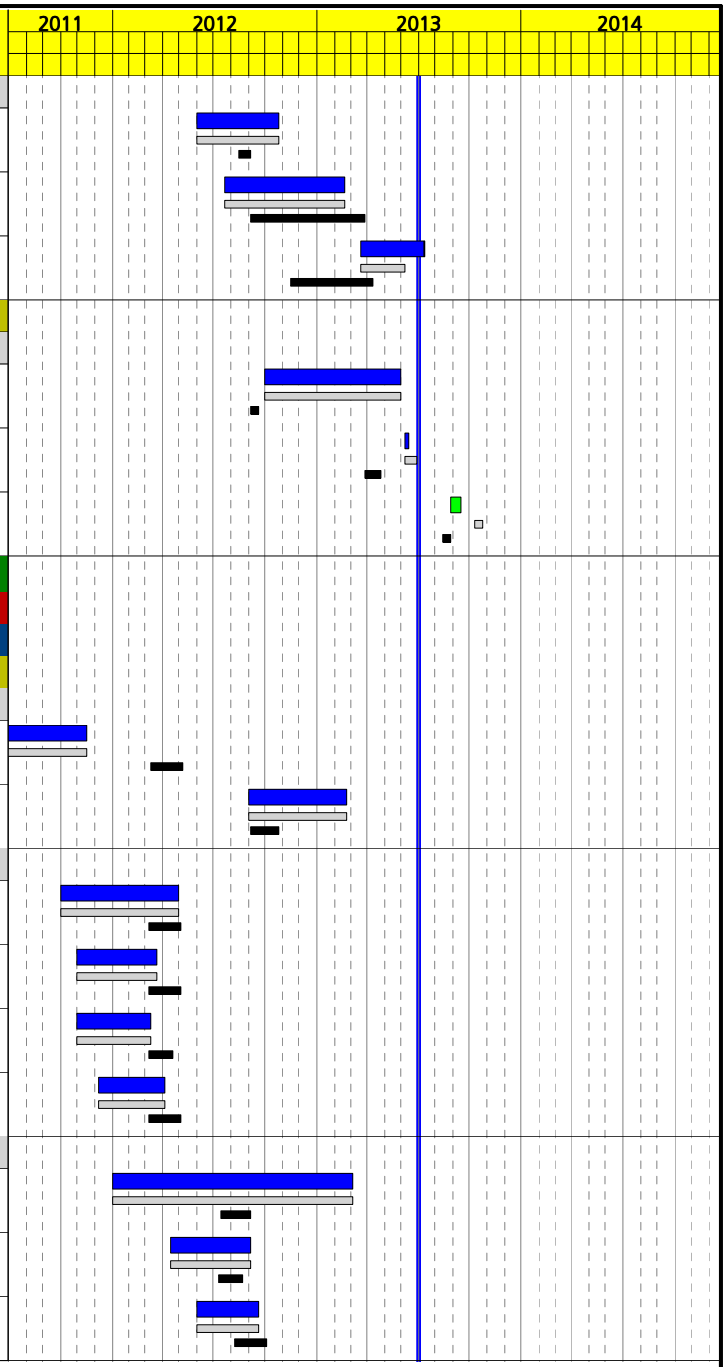

Activity ID	Activity Description	Orig Dur	% Comp	Early Start	Early Finish	Target 1 Early Start	Target 1 Early Finish
2CCPCOE60	P.O. Grounding Cable for PTC's	30	100	09AUG12A	04OCT12A	27SEP12	07NOV12
Instrumentation & Control							
2CCPCOI15	P.O. Optics Fiber for Solar Field	25	100	17APR12A	04SEP12A	02OCT12	12NOV12
2CCPCOI60	P.O. PTC Instruments	30	100	24JUL12A	28NOV12A	14JUN12	25JUL12
2CCPCOI02	P.O. Solar Field I&C Installation	40	100	21JAN13A	16MAY13A	15MAY12	09JUL12
Manufacturing & Supply							
Civil							
2CCPFBC80	Prefabrication SF Electrical Buildings	100	62	22FEB13A	04OCT13	13FEB13	05JUN13
Mechanical							
2CCPFBM10	Manufacture & Supply Absorber Tubes	350	100	12MAR12A	29MAR13A	18APR12	28AUG13
2CCPFBM05	Manufacture & Supply PTC Mirrors	310	100	22MAR12A	27MAY13A	03MAY12	17JUL13
2CCPFBM15	Manufacture & Supply Hydraulical Units	256	100	05APR12A	28MAR13A	03MAY12	11SEP13
2CCPFBM02	Manufacture & Supply of PTC Structures	238	100	30APR12A	28FEB13A	03MAY12	11SEP13
2CCPFBM26	1st Delivery of PTC Structures	0	100	01JUN12A		25OCT12	
2CCPFBM11	1st Delivery of Absorber Tubes	0	100	18JUN12A		25OCT12	
2CCPFBM35	1st Delivery of PTC Mirrors	0	100	21JUN12A		25OCT12	
2CCPFBM48	Finish PTC Materials Supply	0	100		27MAY13A		11SEP13
Electrical							
2CCPFBE10	Manufacture&Supply SF Electrical and I&C Cable	30	100	05SEP12A	26NOV12A	21AUG12	01OCT12
2CCPFBE50	Manufacture & Supply of PTC Grounding Cable	69	100	05SEP12A	26NOV12A	08NOV12	04FEB13
2CCPFBE33	Manuf. & Supply Electrical equipment SF	121	87	13MAR13A	01OCT13	06SEP12	23APR13
Instrumentation & Control							
2CCPFBI43	Manuf. & Supply+FAT L-3 Control Cabinets for PTC	241	98	02MAY12A	09JUL13	27JUN12	07MAY13

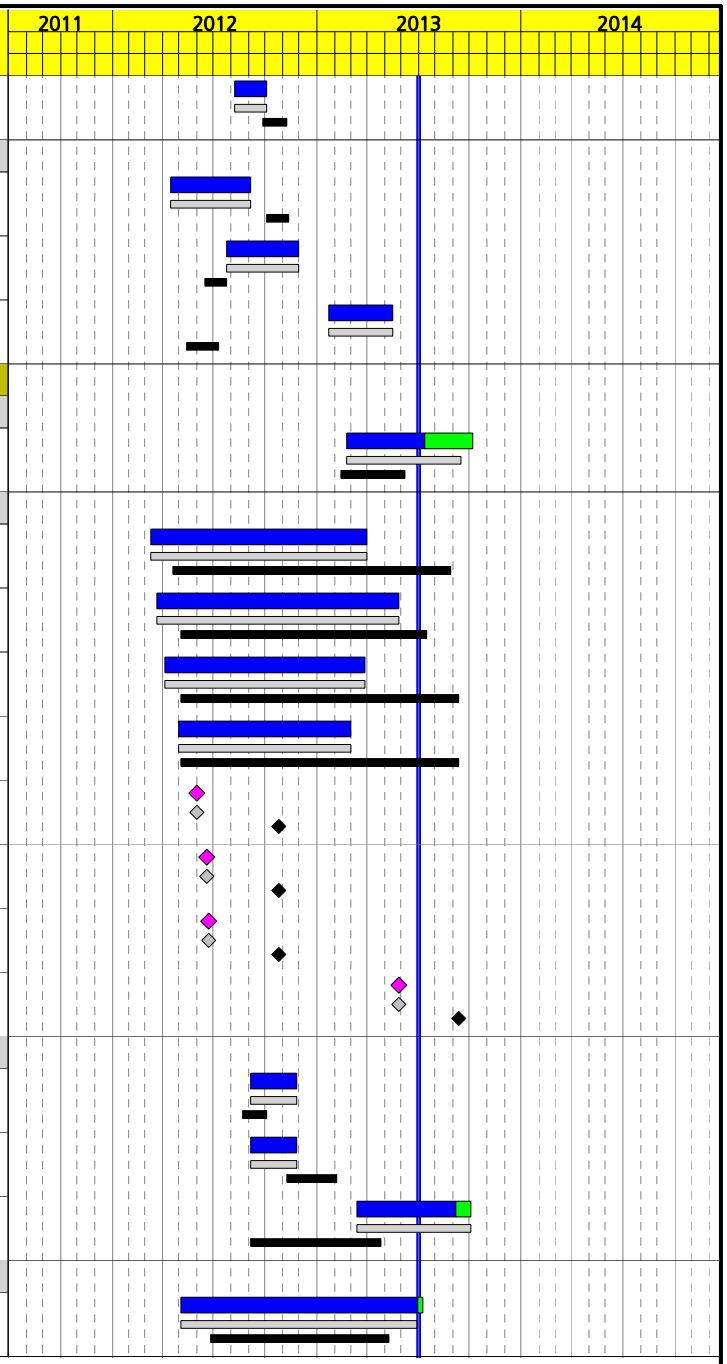

Activity ID	Activity Description	Orig Dur	% Comp	Early Start	Early Finish	Target 1 Early Start	Target 1 Early Finish
2CCPFBI53	Manuf. & Supply+FAT L-2 Control Cabinets SF	121	100	02MAY12A	19APR13A	27JUN12	11JAN13
2CCPFBI20	Manufacture & Supply PTC Instruments	110	100	04SEP12A	25MAR13A	26JUL12	28DEC12
2CCPFBI25	Manufacture&Supply Optics Fiber for Solar Field	40	100	05SEP12A	26NOV12A	13NOV12	22JAN13
2CCPFBI63	1st Delivery of L3 Control Cabinets	0	100	27FEB13A			
Construction							
Mechanical							
2CCPCNM35	Assembly & Installation of Inner Pylons	212	99	17JUL12A	05JUL13	13NOV12	29OCT13
2CCPCNM45	Assembly & Installation of Drive Pylons	212	98	17JUL12A	09JUL13	13NOV12	22OCT13
2CCPCNM03	PTC Assembly & Installation on SF	255	81	24JUL12A	15AUG13	13NOV12	05NOV13
2CCPCNM10	Absorber Tubes Installation	143	86	07DEC12A	15AUG13	28NOV12	19NOV13
Alpha							
Construction							
Civil							
2CCPCNC25A	PTC Interior Foundations Construction Alpha	160	100	07SEP11A	31OCT12A	07MAY12	17DEC12
2CCPCNC30A	PTC Perimetral Foundations Construction Alpha	60	100	30NOV11A	31OCT12A	17MAY12	08AUG12
2CCPCNC15A	Foundation SF Electrical Prefab Buildings Alpha	22	0	16JUL13	14AUG13	21DEC12	04FEB13
2CCPCNC45A	SF Electrical Prefab Building Installation Alpha	20	0	07OCT13	01NOV13	06JUN13	03JUL13
Electrical							
2CCPCNE70A	PTC Ground Electrical Cable Installation Alpha	80	89	07JAN13A	31OCT13	13NOV12	22MAR13
2CCPCNE95A	PTC Electrical Cable Installation Alpha	96	100	07JAN13A	18JUN13A	04OCT12	15MAY13
2CCPCNE15A	Secondary Electr. Equipment Installation SF Alph	90	0	12JUL13	18NOV13	04JUL13	28AUG13
Instrumentation & Control							
2CCPCNI30A	Optics Fiber Installation to L-3 Cabinets Alpha	96	100	07JAN13A	20JUN13A	01AUG13	24OCT13

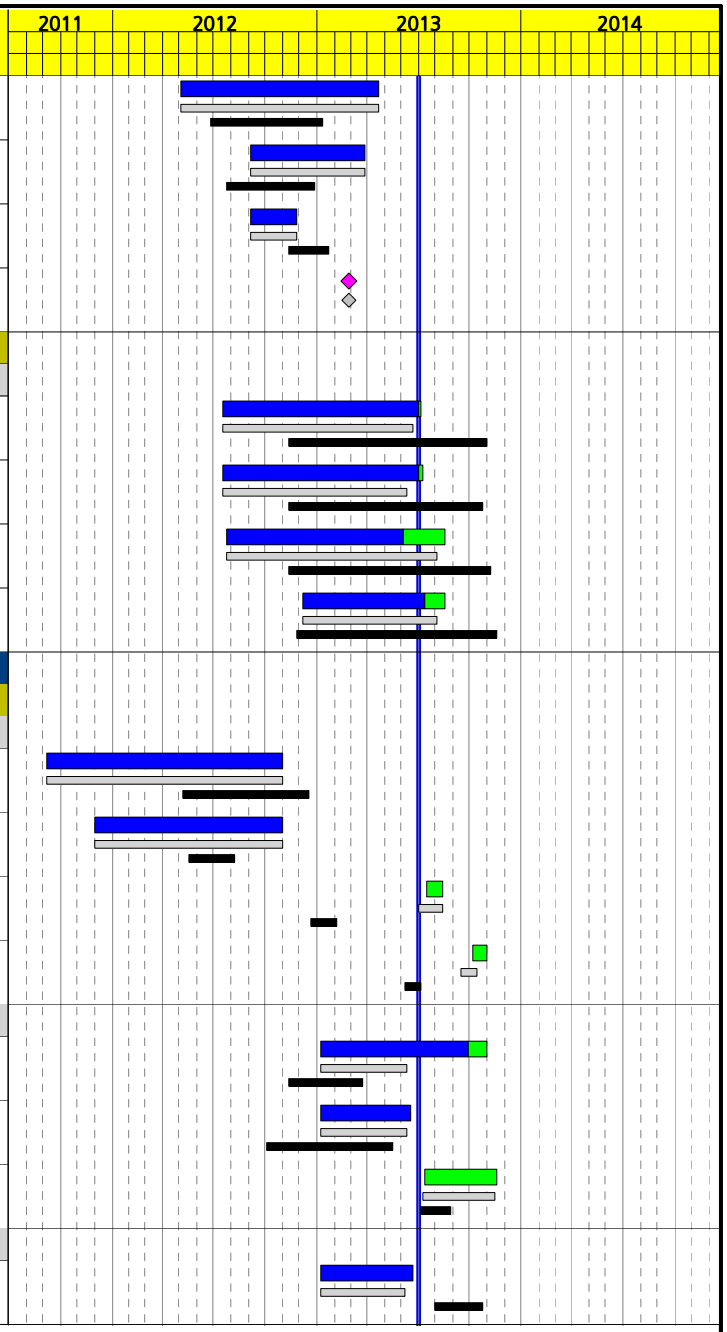

Activity ID	Activity Description	Orig Dur	% Comp	Early Start	Early Finish	Target 1 Early Start	Target 1 Early Finish
2CCPCNI05A	PTC Instrument & Cable Installation Alpha	100	13	24JUN13A	20NOV13	11FEB13	20MAY13
2CCPCNI15A	PTC L-3 Control Panels Installation Alpha	100	13	24JUN13A	20NOV13	25JAN13	19APR13
2CCPCNI25A	L-2 Control Cabinets Installation in SF Alpha	65	0	02AUG13	01NOV13	04JUL13	31JUL13
Commissioning & Start Up							
Mechanical							
2CCPPEM05A	Calibration of PTC Alpha	60	0	09SEP13	03DEC13	29AUG13	07JAN14
Beta							
Construction							
Civil							
2CCPCNC30B	PTC Perimetral Foundations Construction Beta	22	100	13FEB12A	29NOV12A	18DEC12	14MAR13
2CCPCNC25B	PTC Interior Foundations Construction Beta	150	100	14FEB12A	21NOV12A	18DEC12	19JUL13
2CCPCNC15B	Foundation SF Electrical Prefab Buildings Beta	50	0	16JUL13	24SEP13	06FEB13	19MAR13
2CCPCNC45B	SF Electrical Prefab Building Installation Beta	20	0	07OCT13	01NOV13	06JUN13	03JUL13
Mechanical							
2CCPCNM50B	Start of PTC Assembly & Installation on Beta	0	100	19NOV12A		15MAR13	
Electrical							
2CCPCNE70B	PTC Ground Electrical Cable Installation Beta	90	95	19DEC12A	31OCT13	13MAR13	17JUL13
2CCPCNE95B	PTC Electrical Cable Installation Beta	86	100	19DEC12A	18JUN13A	13MAR13	17JUL13
2CCPCNE15B	Secondary Electr. Equipment Installation SF Beta	90	0	12JUL13	18NOV13	04JUL13	28AUG13
Instrumentation & Control							
2CCPCNI30B	Optics Fiber Installation L-3 Cabinets Beta	86	100	19DEC12A	21JUN13A	27AUG13	19NOV13
2CCPCNI05B	PTC Instrument & Cable Installation Beta	100	10	26JUN13A	20NOV13	27AUG13	04DEC13
2CCPCNI15B	PTC L-3 Control Panels Installation Beta	100	10	26JUN13A	20NOV13	27AUG13	19NOV13
2CCPCNI25B	L-2 Control Cabinets Installation in SF Beta	65	0	02AUG13	01NOV13	04JUL13	31JUL13



Activity ID	Activity Description	Orig Dur	% Comp	Early Start	Early Finish	Target 1 Early Start	Target 1 Early Finish
Commissioning & Start Up							
Mechanical							
2CCPPEM05B	Calibration of PTC Beta	60	0	09OCT13	06JAN14	23SEP13	29JAN14
Thermal Fluid Piping							
Common							
Procurement							
Civil							
2TUACOC45	P.O. Piping Foundations in Solar Field	30	100	09JUL12A	21DEC12A	30AUG12	10OCT12
2TUACOC55	P.O. of HTF Main Header Sleepers Issued	0	100	26OCT12A			
Mechanical							
2TUACOM30	Purchase Order Flex Hoses	40	100	01MAR12A	23AUG12A	04APR12	30MAY12
2TUACOM05	P.O. Pipes & Accessories for Solar Field	30	100	27APR12A	28FEB13A	04SEP12	15OCT12
2TUACOM45	P.O. Manual and Check Valves for HTF Loops	30	100	06JUL12A	29NOV12A	12JUL12	22AUG12
2TUACOM15	P.O. Mechanical Assembly of HTF Piping in SF	40	100	01AUG12A	30NOV12A	14JUN12	08AUG12
2TUACOM50	Purchase of HTF Header Supports	30	100	15AUG12A	14NOV12A		
2TUACOM40	Purchase Order for HTF Supports in Solar Field	30	100	04SEP12A	27FEB13A	19JUL12	29AUG12
2TUACOM75	P.O. Check Valves HTF Loops	30	100	24SEP12A	29NOV12A	12JUL12	22AUG12
Instrumentation & Control							
2TUACOI60	P.O. Valves for Loops	30	100	01MAR12A	29NOV12A	12JUL12	22AUG12
Manufacturing & Supply							
Mechanical							
2TUAFBM45	Manufacture & Supply Flex Hoses	174	100	29MAY12A	30APR13A	31MAY12	29NOV13
2TUAFBM15	Manufact&Supply Pipe&Accesories HTF Solar Field	152	100	13SEP12A	25MAR13A	16OCT12	01JUL13
2TUAFBM35	Manufacture & Supply HTF Pipe Supports in SF	135	79	15NOV12A	29AUG13	30AUG12	02APR13
2TUAFBM55	1st Delivery of Flex Hoses	0	100	21NOV12A			

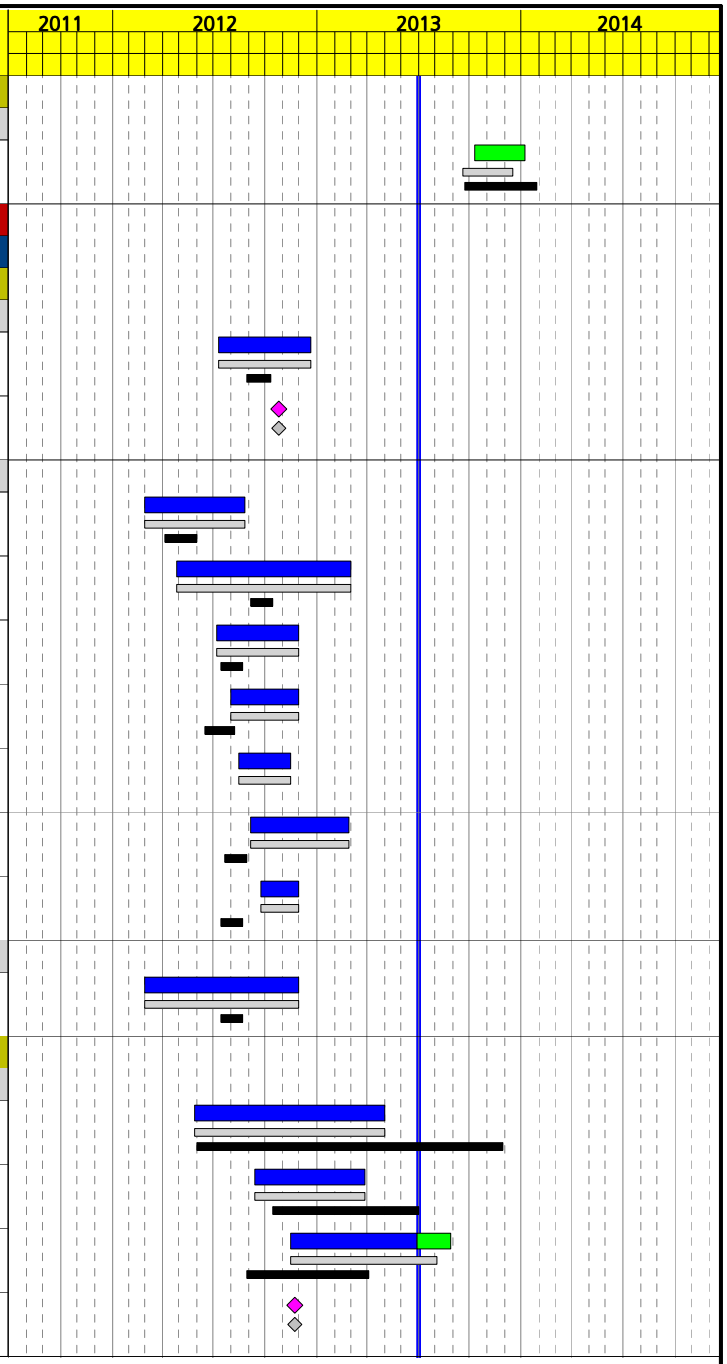

Activity ID	Activity Description	Orig Dur	% Comp	Early Start	Early Finish	Target 1 Early Start	Target 1 Early Finish
2TUAFBM43	Manufacture&Supply Manual Valves HTF SF	129	89	30NOV12A	31JUL13	23AUG12	04FEB13
2TUAFBM63	Manufacture & Supply Check Valves HTF Loops	113	100	30NOV12A	13FEB13A	23AUG12	26FEB13
2TUAFBM60	Manuf & Supply HTF Piping Insulation Solar Field	70	0	31JUL13	06NOV13	15JAN13	08MAY13
Instrumentation & Control							
2TUAFBI50	Manufacture & Supply HTF Loops Balance Valves	115	90	30NOV12A	31JUL13	23AUG12	12FEB13
Alpha							
Construction							
Civil							
2TUACNC05A	Piping Foundations HTF Solar Field Alpha	90	99	29OCT12A	12JUL13	25OCT12	05MAR13
Mechanical							
2TUACNM05A	Workshop&on Site Main Header Assembly Alpha	130	72	28JAN13A	13SEP13	27DEC12	20MAY13
2TUACNM25A	Workshop & on Site Articulated Piping Ass. Alpha	110	48	15APR13A	01NOV13	06FEB13	26JUN13
2TUACNM30A	Workshop & on Site Loops Closing Ass. Alpha	110	48	15APR13A	01NOV13	06FEB13	12JUN13
2TUACNM90A	HTF Collector Pipe Hydraulic Test Alpha	30	0	16AUG13	27SEP13	20SEP13	17OCT13
2TUACNM40A	Loops blowing (cleaning) Alpha	60	0	23AUG13	18NOV13	27JUN13	07AUG13
2TUACNM45A	Loops Hydraulic Test with HTF Alpha	60	0	23AUG13	18NOV13	25JUL13	19SEP13
2TUACNM20A	Insulation Assembly in HTF Piping on SF Alpha	90	0	12SEP13	21JAN14	25JUL13	13DEC13
2TUACNM35A	HTF Collector Piping Drying Alpha	20	0	30SEP13	25OCT13	18OCT13	14NOV13
2TUACNM50A	Collector Piping Mechanical Cleaning Alpha	10	0	19NOV13	03DEC13	08AUG13	19SEP13
Instrumentation & Control							
2TUACNI15A	Loops Control Valves Installation SF Alpha	80	50	03JUN13A	22OCT13	21MAY13	19AUG13
2TUACNI50A	Modbus Wire Installation in Solar Field Alpha	60	70	03JUN13A	24JUL13	02MAY13	24JUL13

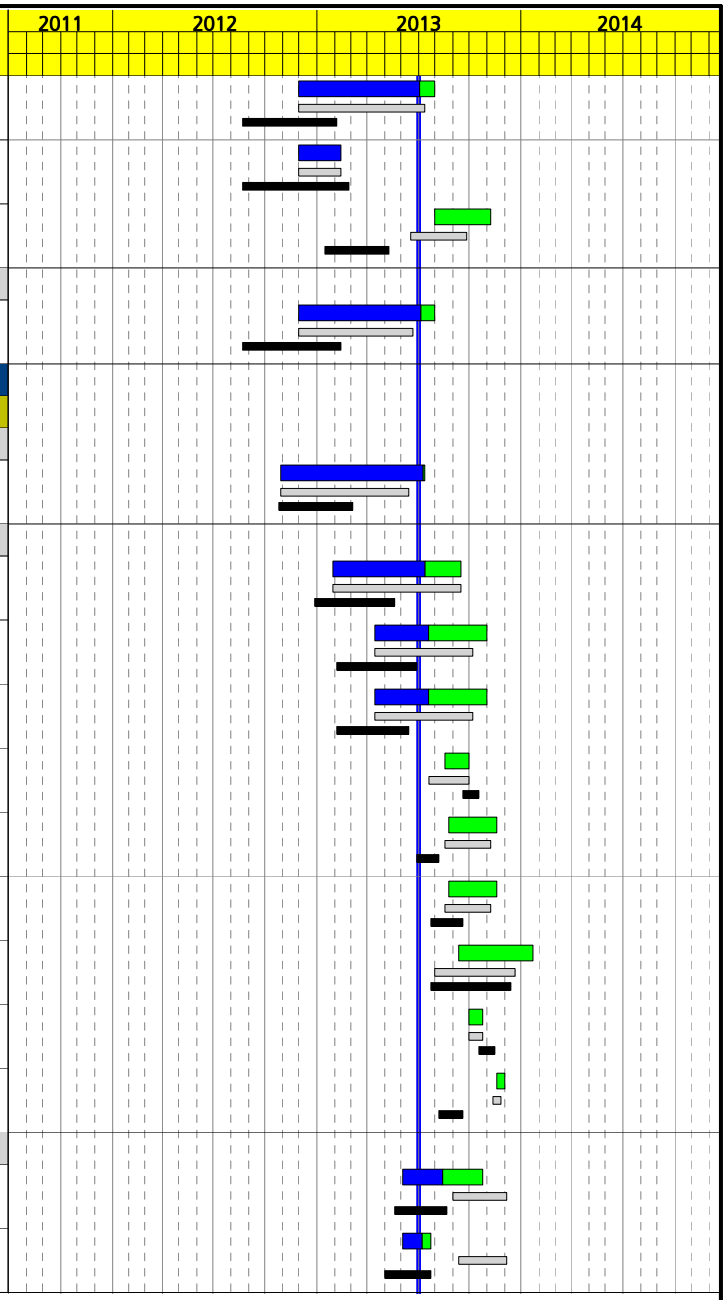

Activity ID	Activity Description	Orig Dur	% Comp	Early Start	Early Finish	Target 1 Early Start	Target 1 Early Finish
Commissioning & Start Up							
Instrumentation & Control							
2TUAPEI10A	Signal Test of HTF Piping Alpha	30	0	16SEP13	25OCT13	13AUG13	24SEP13
Beta							
Construction							
Civil							
2TUACNC05B	Piping Foundations HTF Solar Field Beta	70	99	28NOV12A	17JUL13	21DEC12	30APR13
Mechanical							
2TUACNM05B	Workshop&on Site Main Header Assembly Beta	110	75	28JAN13A	16SEP13	12APR13	16AUG13
2TUACNM25B	Workshop & on Site Articulated Piping Ass. Beta	110	42	15APR13A	01NOV13	15MAY13	02OCT13
2TUACNM30B	Workshop & on Site Loops Closing Ass. Beta	110	42	15APR13A	01NOV13	23JUL13	12NOV13
2TUACNM90B	HTF Collector Pipe Hydraulic Test Beta	30	0	19AUG13	30SEP13	19DEC13	03JAN14
2TUACNM40B	Loops blowing (cleaning) Beta	60	0	23AUG13	18NOV13	30OCT13	27NOV13
2TUACNM45B	Loops Hydraulic Test with HTF Beta	60	0	23AUG13	18NOV13	22NOV13	20JAN14
2TUACNM20B	Insulation Assembly in HTF Piping on SF Beta	90	0	12SEP13	21JAN14	22NOV13	18FEB14
2TUACNM35B	Collector Piping Drying Beta	5	0	28OCT13	01NOV13	06JAN14	10JAN14
2TUACNM50B	Collector Piping Mechanical Cleaning Beta	10	0	04DEC13	17DEC13	28NOV13	18DEC13
Instrumentation & Control							
2TUACNI15B	Loops Control Valves Installation SF Beta	85	29	03JUN13A	29OCT13	20AUG13	19NOV13
2TUACNI50B	Modbus Wire Installation in Solar Field Beta	60	0	07AUG13*	30OCT13	07AUG13	30OCT13
Commissioning & Start Up							
Instrumentation & Control							
2TUAPEI10B	Signal Test of HTF Piping Beta	30	0	31OCT13	13DEC13	21NOV13	03JAN14

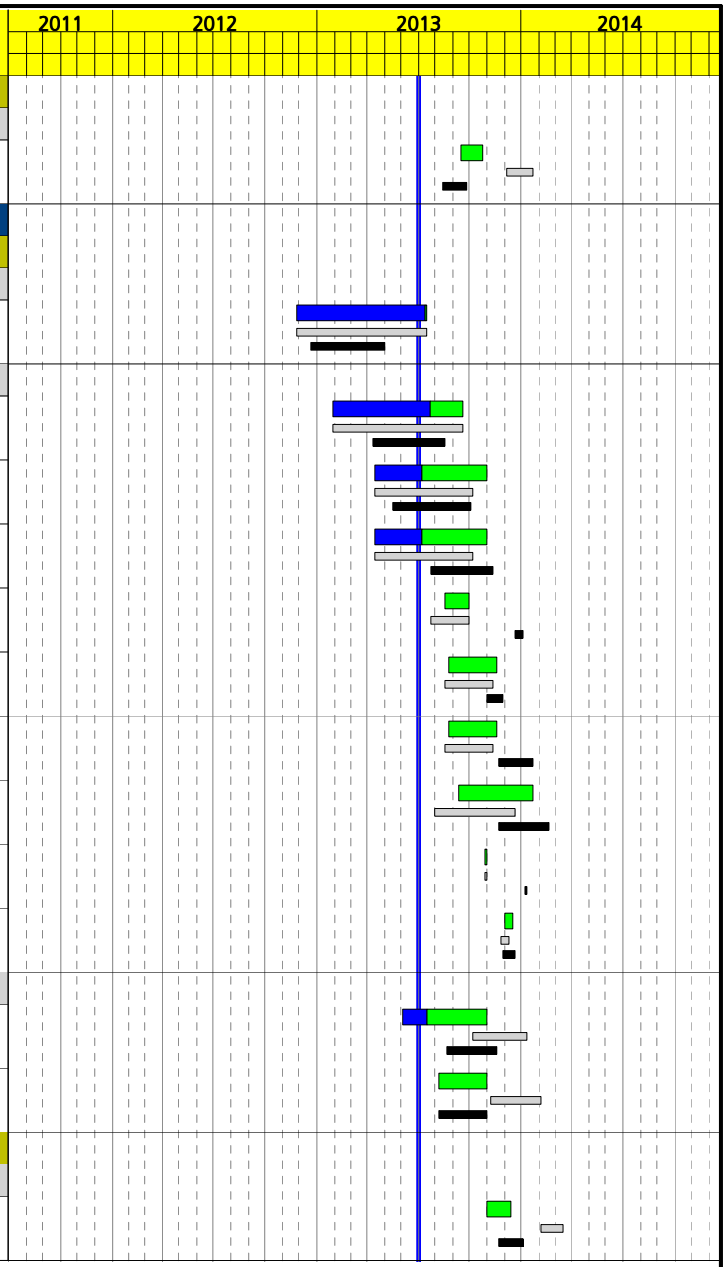

Activity ID	Activity Description	Orig Dur	% Comp	Early Start	Early Finish	Target 1 Early Start	Target 1 Early Finish
Meteorological Station							
Common							
Procurement							
Instrumentation & Control							
2ESMCOI20	P.O. Meteorological Stations	50	100	15AUG12A	29NOV12A	02OCT12	12NOV12
Manufacturing & Supply							
Instrumentation & Control							
2ESMFBI30	Manufacture & Supply of Meteorological Stations	88	76	30NOV12A	05NOV13	13NOV12	26AUG13
Alpha							
Construction							
Civil							
2ESMCNC15A	Civil Works of Meteorological Stations Alpha	25	0	02OCT13	05NOV13	23JUL13	26AUG13
Instrumentation & Control							
2ESMCNI05A	Meteorological Stations Installation Alpha	30	0	06NOV13	19DEC13	27AUG13	08OCT13
Commissioning & Start Up							
Instrumentation & Control							
2ESMPEI10A	Cold Commissioning Meterelogical Stations Alpha	15	0	20DEC13	13JAN14	09OCT13	29OCT13
Beta							
Construction							
Civil							
2ESMCNC15B	Civil Works of Meteorological Stations Beta	25	0	02OCT13	05NOV13	27AUG13	01OCT13
Instrumentation & Control							
2ESMCNI05B	Meteorological Stations Installation Beta	30	0	06NOV13	19DEC13	02OCT13	12NOV13
Commissioning & Start Up							
Instrumentation & Control							
2ESMPEI10B	Cold Commissioning Meteorological Stations Beta	15	0	20DEC13	13JAN14	13NOV13	04DEC13

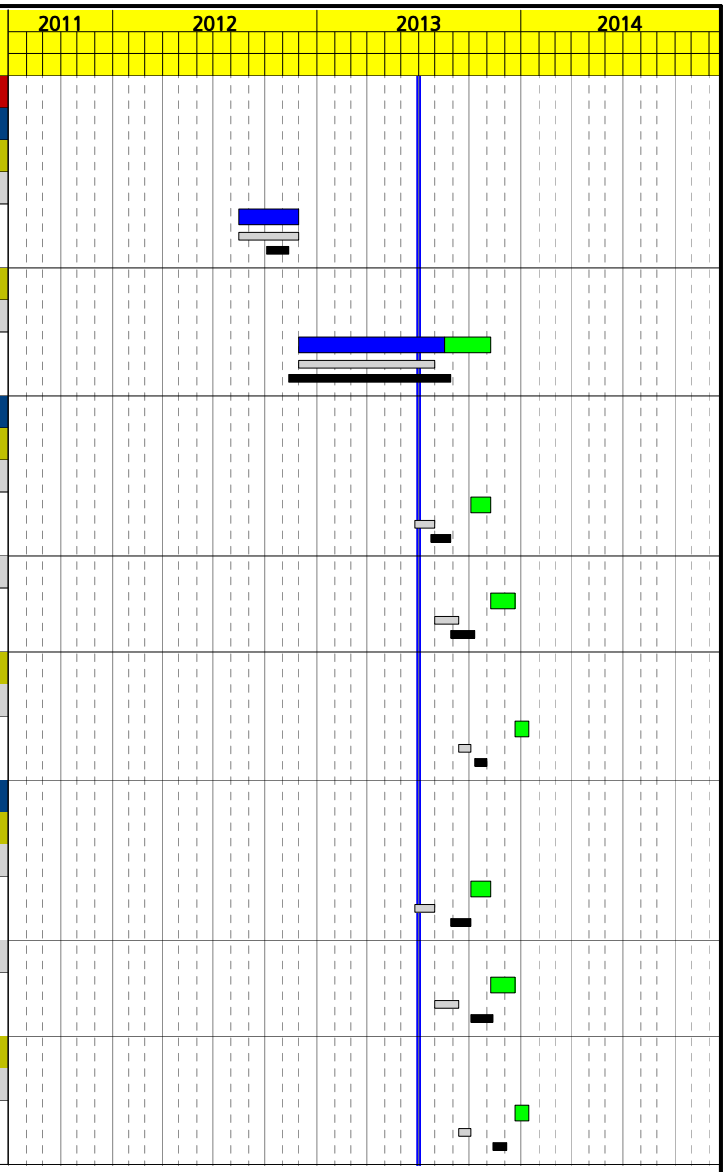

Activity ID	Activity Description	Orig Dur	% Comp	Early Start	Early Finish	Target 1 Early Start	Target 1 Early Finish
Block of Power							
Thermal Fluid Storage Area							
Common							
Procurement							
Mechanical							
3ALMCOM15	P.O. HTF Expansion Tanks	40	100	10AUG11A	15JUN12A	07MAR12	02MAY12
3ALMCOM20	P.O. HTF Scrubbers	30	100	15NOV11A	30NOV12A	04APR12	16MAY12
3ALMCOM45	P.O. Heat Transfer Fluid (HTF)	30	100	12DEC11A	30MAR12A	28MAR12	09MAY12
3ALMCOM10	P.O. HTF Cooler and Ullage Exchanger	30	100	05MAR12A	02NOV12A	04APR12	16MAY12
3ALMCOM85	P.O. HTF Filters in PB	40	100	04JUN12A	18DEC12A	30OCT12	26DEC12
3ALMCOM60	P.O. HTF Valves for Power Block	40	100	09JUL12A	29NOV12A	14AUG12	08OCT12
3ALMCOM50	P.Order Mechanical Assembly HTF	37	100	20DEC12A	29MAR13A	28AUG12	29OCT12
3ALMCOM52	P.O. Piping Support HTF in PB	30	100	27DEC12A	25MAR13A	16AUG12	20DEC12
3ALMCOM70	P.O. HTF PSV's in Power Block Issued	0	100	27MAR13A			
Instrumentation & Control							
3ALMCOI70	P.O. HTF Pneumatic Valves in Power Block Issued	0	100		14DEC12A		
Engineering							
Civil							
3ALMIGC10	Data Forms & Loads Overflow Tanks	0	100	27APR12A		12JUL12	
3ALMIGC20	Civil Design Overflow Tanks	33	100	01MAY12A	22JUN12A	12JUL12	19SEP12
Manufacturing & Supply							
Mechanical							
3ALMFBM40	Manufacture & Supply of HTF (to Logistic Area)	295	89	12JUL12A	16SEP13	17AUG12	21NOV13
3ALMFBM15	M&S HTF Cooler and Ullage Exchanger	106	97	05NOV12A	17JUL13	28JUN12	31OCT12
3ALMFBM60	Manufacture & Supply of HTF Manual&Check Valves	129	80	30NOV12A	30AUG13	09OCT12	15MAR13

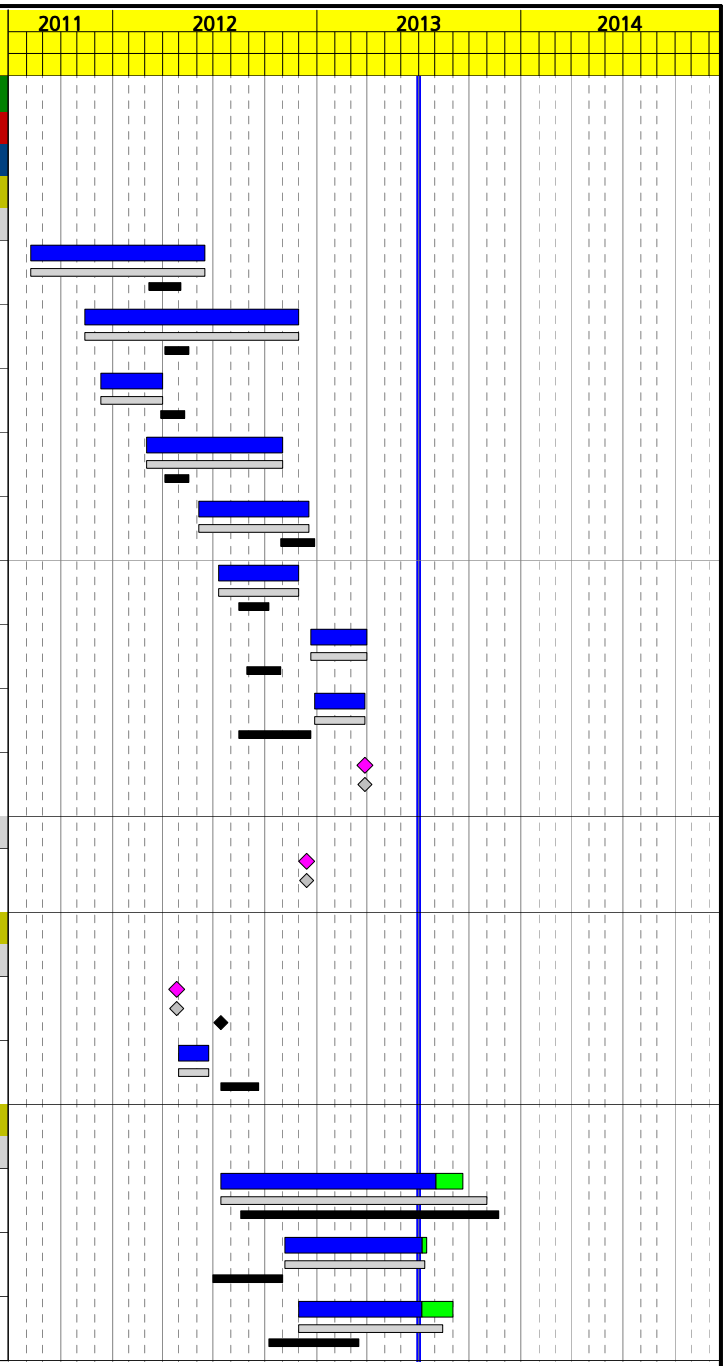

Activity ID	Activity Description	Orig Dur	% Comp	Early Start	Early Finish	Target 1 Early Start	Target 1 Early Finish
3ALMFBM25	M&S HTF Overflow&Ullage Scrubbers	96	100	03DEC12A	27MAY13A	17MAY12	17OCT12
3ALMFBM70	Manuf. & Supply HTF Safety Valves	162	54	14MAR13A	24OCT13	09OCT12	15MAR13
3ALMFBM30	Manufacture & Supply HTF Piping&Accessories	51	100	20MAR13A	15APR13A	30OCT12	05APR13
3ALMFBM50	Manufacture & Supply HTF Supports in PB	75	65	22MAR13A	04SEP13		
3ALMFBM35	Delivery 1st set of HTF Cooler & Ull. Exchanger	0	0	01JUL13			
3ALMFBM80	First Delivery of HTF Supports	0	0	16JUL13			
Electrical							
3ALMFBE30	Heat Tracing Manufacture & Supply	65	0	09JUL13	08OCT13	14DEC12	08MAY13
Instrumentation & Control							
3ALMFBI50	Manuf. & Supply HTF Pneumatic Valves	110	78	17DEC12A	16AUG13	09OCT12	15MAR13
3ALMFBI25	Manufacture & Supply of HTF Instruments	80	57	01MAR13A	30SEP13	12DEC12	05APR13
Alpha							
Manufacturing & Supply							
Mechanical							
3ALMFBM15A	Manufacture & Supply Filling Pumps Alpha	180	100	01JUN12A	12FEB13A	03MAY12	12FEB13
3ALMFBM20A	Manufacture & Supply Expansion Tanks Alpha	184	99	18JUN12A	02JUL13	03MAY12	30APR13
Construction							
Civil							
3ALMCNC05A	Overflow Tanks Foundation Alpha	30	100	12JUL12A	17AUG12A	18OCT12	13DEC12
3ALMCNC15A	Expansion Tanks Foundation Alpha	20	100	26MAR13A	29MAY13A	30NOV12	28JAN13
3ALMCNC45A	HTF Slab Construction Alpha	50	49	26MAR13A	10SEP13	14DEC12	26FEB13
3ALMCNC35A	Filling Pumps Foundation Alpha	15	0	23JUL13	12AUG13	29JAN13	05MAR13
Mechanical							
3ALMCNM15A	Overflow Tanks Assembly Alpha	60	100	04SEP12A	30APR13A	14DEC12	12MAR13

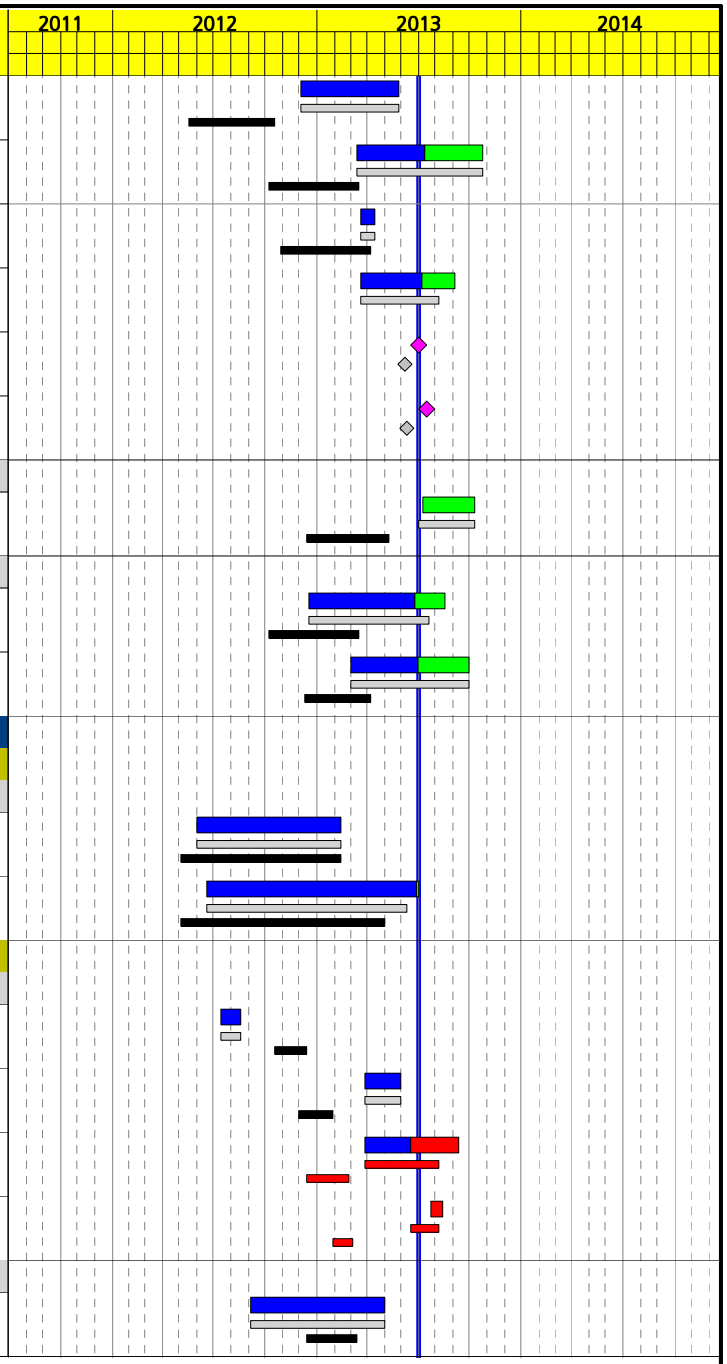

Activity ID	Activity Description	Orig Dur	% Comp	Early Start	Early Finish	Target 1 Early Start	Target 1 Early Finish
3ALMCNM20A	Hydraulic Test & Dry Overflow Tanks Alpha	15	100	10APR13A	16APR13A	13MAR13	02APR13
3ALMCNM60A	HTF Storage Piping Workshop&on Site Ass. Alpha	90	26	17APR13A	13NOV13	10APR13	17JUL13
3ALMCNM55A	Expansion Vessles Installation Alpha	10	100	12JUN13A	27JUN13A	02MAY13	15MAY13
3ALMCNM25A	Filling Pumps Installation Alpha	10	0	13AUG13	26AUG13	06MAR13	02APR13
3ALMCNM80A	Overflow Scrubber Installation Alpha	10	0	11SEP13	24SEP13	18OCT12	31OCT12
3ALMCNM70A	Overflow Area Heat Exchanger Installation Alpha	5	0	13SEP13	19SEP13	01NOV12	14NOV12
3ALMCNM64A	Insulation HTF Storage Area Alpha	50	0	02OCT13	12DEC13	29AUG13	22NOV13
3ALMCNM74A	Hydraulic Test HTF Storage Area Piping Alpha	20	0	23OCT13	20NOV13	18JUL13	14AUG13
3ALMCNM84A	Cleaning HTF Storage Area Piping Alpha	20	0	25OCT13	25NOV13	15AUG13	04SEP13
Electrical							
3ALMCNE74A	Electrical Wire & Connection HTF Storage Alpha	30	0	02OCT13	13NOV13	17JUL13	09OCT13
3ALMCNE10A	Heat Tracing Installation HTF Storage Area Alpha	31	0	18OCT13	03DEC13	05SEP13	17OCT13
Instrumentation & Control							
3ALMCNI84A	I&C Inst&Connection HTF Storage Area Alpha	50	0	20SEP13	02DEC13	11JUL13	03OCT13
Commissioning & Start Up							
Mechanical							
3ALMPEM10A	Filling Pumps Commissioning Alpha	15	0	26NOV13	16DEC13	10OCT13	30OCT13
Electrical							
3ALMPEE20A	Heat Tracing Test&Commissioning HTF Storage Alph	5	0	13DEC13	19DEC13	25NOV13	06DEC13
Instrumentation & Control							
3ALMPEI10A	Signal Tests HTF Storage Alpha	23	0	18NOV13	19DEC13	31OCT13	28NOV13

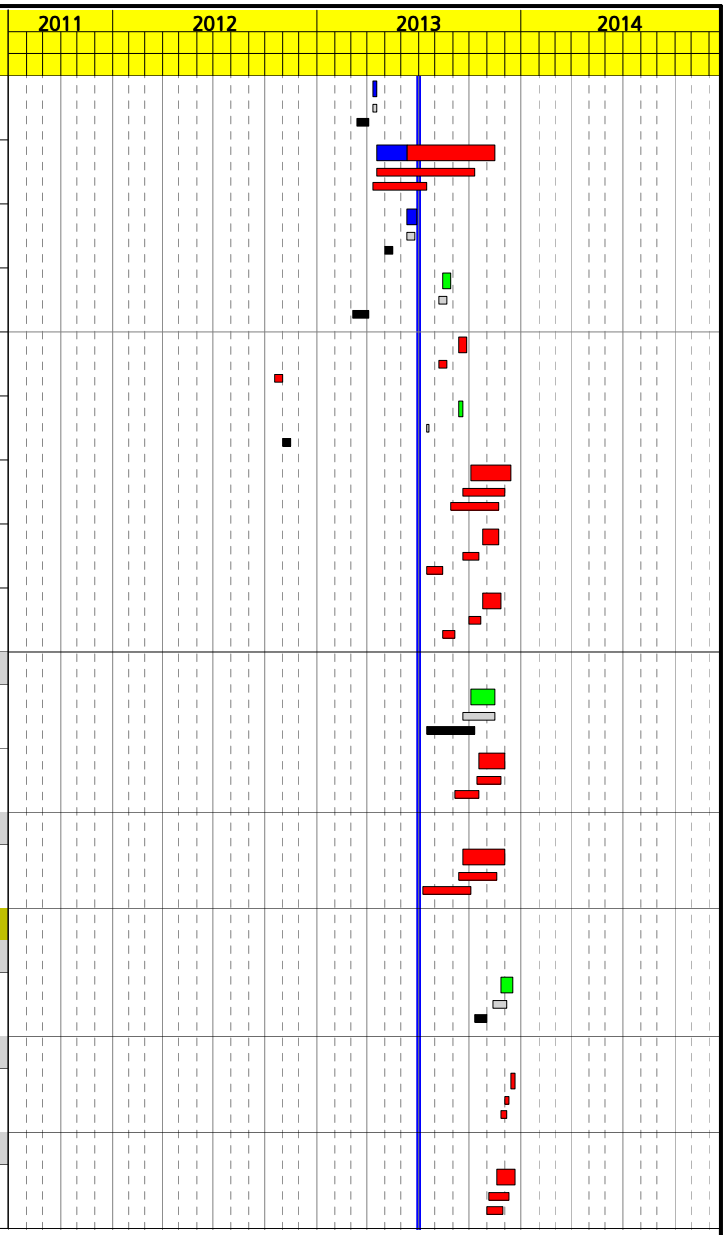

Activity ID	Activity Description	Orig Dur	% Comp	Early Start	Early Finish	Target 1 Early Start	Target 1 Early Finish
Beta							
Manufacturing & Supply							
Mechanical							
3ALMFBM15B	Manufacture & Supply Filling Pumps Beta	180	100	01JUN12A	12FEB13A	03MAY12	12FEB13
3ALMFBM20B	Manufacture & Supply Expansion Tanks Beta	184	99	18JUN12A	18JUL13	03MAY12	22MAY13
Construction							
Civil							
3ALMCNC05B	Overflow Tanks Foundation Beta	30	100	09JUL12A	17AUG12A	18OCT12	13DEC12
3ALMCNC15B	Expansion Tanks Foundation Beta	20	100	29MAR13A	31MAY13A	30NOV12	28JAN13
3ALMCNC45B	HTF Slab Construction Beta	50	50	29MAR13A	10SEP13	14DEC12	26FEB13
3ALMCNC35B	Filling Pumps Foundation Beta	15	0	23JUL13	12AUG13	29JAN13	05MAR13
Mechanical							
3ALMCNM15B	Overflow Tanks Assembly Beta	60	100	04SEP12A	17APR13A	14DEC12	12MAR13
3ALMCNM60B	HTF Storage Piping Workshop & on Site Ass. Beta	90	26	17APR13A	20NOV13	24APR13	31JUL13
3ALMCNM20B	Hydraulic Test & Dry Overflow Tanks Beta	15	100	22APR13A	24APR13A	13MAR13	02APR13
3ALMCNM55B	Expansion Vessels Installation Beta	10	0	05JUL13A	18JUL13	23MAY13	05JUN13
3ALMCNM25B	Filling Pumps Installation Beta	10	0	13AUG13	26AUG13	06MAR13	02APR13
3ALMCNM80B	Overflow Scrubber Installation Beta	10	0	11SEP13	24SEP13	18OCT12	31OCT12
3ALMCNM70B	Overflow Area Heat Exchanger Installation Beta	5	0	13SEP13	19SEP13	01NOV12	14NOV12
3ALMCNM64B	Insulation HTF Storage Area Beta	50	0	08OCT13	18DEC13	11OCT13	06DEC13
3ALMCNM74B	Hydraulic Test HTF Storage Area Piping Beta	20	0	01NOV13	02DEC13	01AUG13	28AUG13
3ALMCNM84B	Cleaning HTF Storage Area Piping Beta	20	0	05NOV13	04DEC13	05SEP13	26SEP13

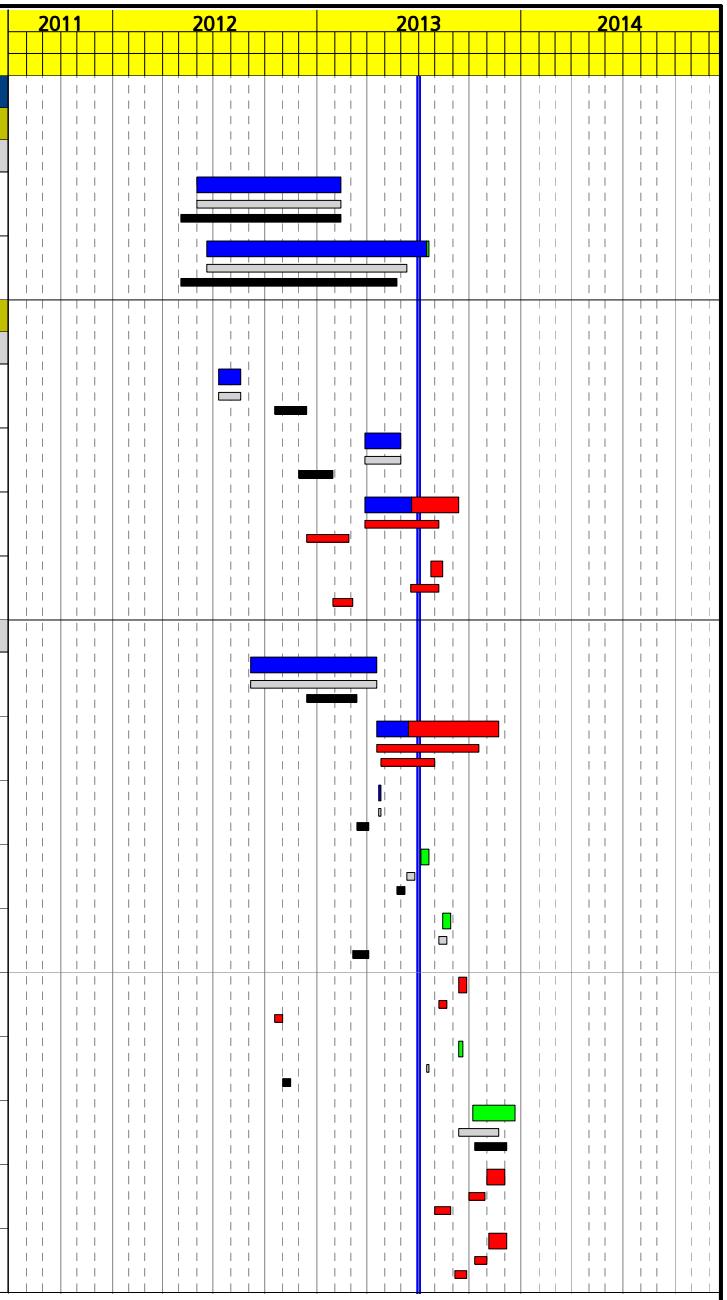

Activity ID	Activity Description	Orig Dur	% Comp	Early Start	Early Finish	Target 1 Early Start	Target 1 Early Finish
Electrical							
3ALMCNE74B	Electrical Wire &Connection HTF Storage Beta	30	0	02OCT13	13NOV13	17JUL13	09OCT13
3ALMCNE10B	Heat Tracing Installation HTF Storage Area Beta	25	0	05NOV13	11DEC13	20SEP13	24OCT13
Instrumentation & Control							
3ALMCNI84B	I&C Inst&Connection HTF Storage Area Beta	50	0	01OCT13	11DEC13	18JUL13	17OCT13
Commissioning & Start Up							
Mechanical							
3ALMPEM10B	Filling Pumps Commissioning Beta	10	0	28NOV13	11DEC13	18OCT13	07NOV13
Electrical							
3ALMPEE20B	Heat Tracing Commissioning HTF Storage Beta	10	0	12DEC13	26DEC13	25OCT13	07NOV13
Instrumentation & Control							
3ALMPEI10B	Signal Tests HTF Storage Beta	23	0	28NOV13	31DEC13	08NOV13	13DEC13
HTF Main System in BoP							
Common							
Procurement							
Mechanical							
3EQBCOM30	P.O. HTF Drain Filters Vessel MV-210	30	100	09JAN13A	21FEB13A		
Electrical							
3EQBCOE20	P.O. HTF Electrical Equip. & Cables Inst.	40	40	07MAR13A	31JUL13	12JUL12	05SEP12
3EQBCOE50	P.O. Heat Tracing	35	50	19MAR13A	08JUL13	18OCT12	13DEC12
Manufacturing & Supply							
Mechanical							
3EQBFBM63	Manufacture & Supply of HTF Filters	90	71	19DEC12A	15OCT13	25JAN13	06MAY13
3EQBFBM10	M&S HTF Drain Filters Vessels MV-210	88	82	22FEB13A	14AUG13		
Alpha							
Manufacturing & Supply							
Mechanical							
3EQBFBM10A	Manufact&Supply Main Circulation HTF Pumps Alpha	240	100	11APR12A	14JUN13A	03MAY12	05JUN13

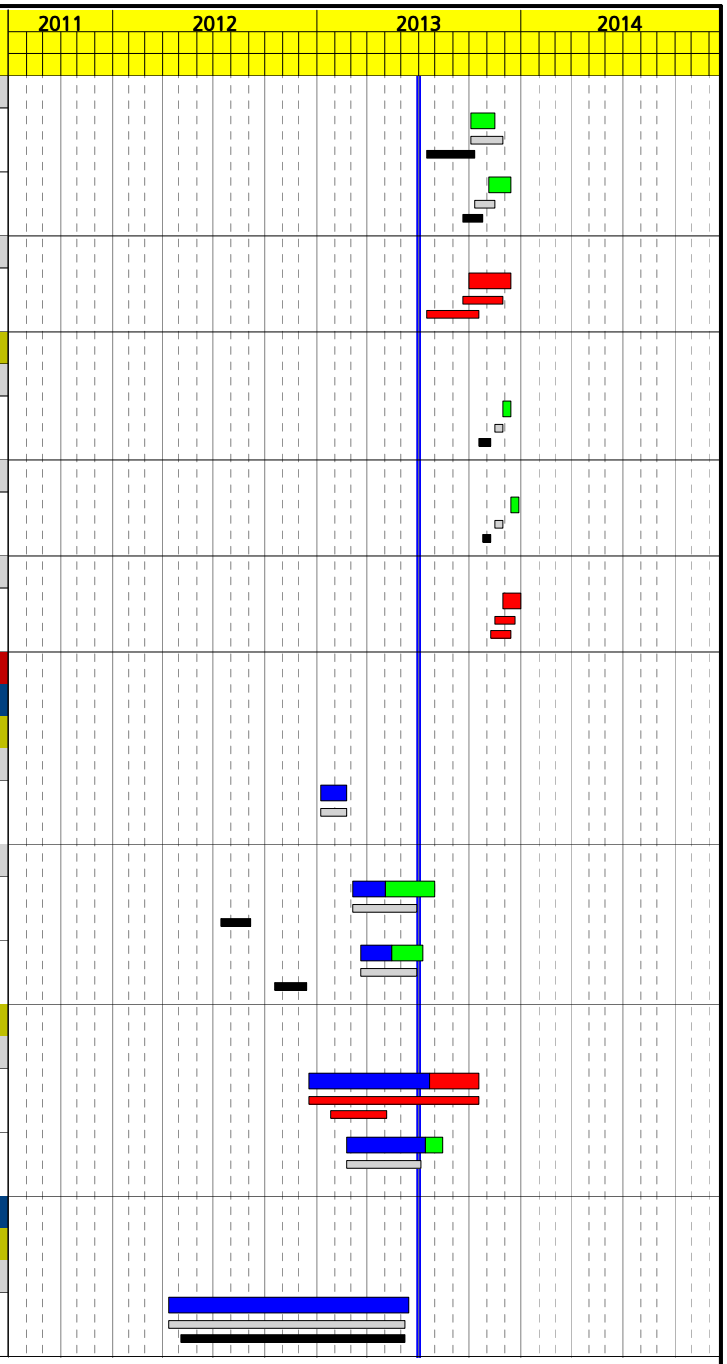

Activity ID	Activity Description	Orig Dur	% Comp	Early Start	Early Finish	Target 1 Early Start	Target 1 Early Finish
3EQBFBM20A	Manufact&Supply HTF Aux.Recirculation Pump Alpha	190	100	01JUN12A	12FEB13A	03MAY12	05JUN13
Construction							
Civil							
3EQBCNC05A	Civil Works for HTF Main Pumps Basin Alpha	50	50	27MAY13A	20SEP13	13NOV12	08FEB13
Mechanical							
3EQBCNM25A	Piping & Acc. Assembly Main HTF System Alpha	90	25	17APR13A	13NOV13	16MAY13	07AUG13
3EQBCNM50A	HTF Drain Filters Vessels MV-210 Inst. Alpha	5	0	15AUG13	21AUG13		
3EQBCNM05A	HTF Main Circulation Pumps Installation Alpha	15	0	23SEP13	11OCT13	06JUN13	26JUN13
3EQBCNM15A	HTF Aux. Recirculation Pump Installation Alpha	5	0	23SEP13	27SEP13	06JUN13	12JUN13
3EQBCNM60A	HTF Filters Installation Alpha	5	0	16OCT13	22OCT13	27JUN13	10JUL13
3EQBCNM80A	Equipment&Piping Insulation HTF Main System Alph	40	0	21OCT13	17DEC13	20SEP13	13DEC13
3EQBCNM70A	Hydraulic Test HTF Main System Alpha	20	0	24OCT13	21NOV13	25JUL13	21AUG13
3EQBCNM90A	Pipe Cleaning HTF Main System Area Alpha	15	0	04NOV13	26NOV13	22AUG13	04SEP13
Electrical							
3EQBCNE05A	Electrical Equipment & Cables Inst. HTF Alpha	36	0	04OCT13	26NOV13	19JUN13	25SEP13
3EQBCNE25A	Heat Tracing Installation Main HTF System Alpha	40	0	09OCT13	05DEC13	22AUG13	31OCT13
Instrumentation & Control							
3EQBCNI05A	I&C Inst&Connection HTF PB Area Alpha	36	0	11OCT13	03DEC13	28AUG13	21NOV13
Commissioning & Start Up							
Mechanical							
3EQBPEM05A	HTF Main Circulation Pumps Commissioning Alpha	20	0	04DEC13	02JAN14	22NOV13	19DEC13
3EQBPEM25A	HTF Aux. Recirculation Pump Commissioning Alpha	20	0	04DEC13	02JAN14	22NOV13	19DEC13
Electrical							
3EQBPEE15A	Heat Tracing Test & Commissioning HTF PB Alpha	7	0	18DEC13	27DEC13	16DEC13	30DEC13

Activity ID	Activity Description	Orig Dur	% Comp	Early Start	Early Finish	Target 1 Early Start	Target 1 Early Finish
Instrumentation & Control							
3EQBPEI05A	Signal Testing for HTF Main System Alpha	20	0	04DEC13	02JAN14	22NOV13	19DEC13
Beta							
Manufacturing & Supply							
Mechanical							
3EQBFBM10B	Manufact.&Supply Main HTF Circulation Pumps Beta	253	100	11APR12A	14JUN13A	03MAY12	05JUN13
3EQBFBM20B	Manufact&Supply HTF Aux. Recirculation Pump Beta	189	100	01JUN12A	12FEB13A	03MAY12	05JUN13
Construction							
Civil							
3EQBCNC05B	Civil Works for HTF Main Pumps Basin Beta	50	50	27MAY13A	23SEP13	15JAN13	09APR13
Mechanical							
3EQBCNM25B	Piping & Acc. Assembly Main HTF System Beta	90	25	17APR13A	18NOV13	16MAY13	07AUG13
3EQBCNM50B	HTF Drain Filters Vessels MV-210 Inst. Beta	5	0	15AUG13	21AUG13		
3EQBCNM05B	HTF Main Circulation Pumps Installation Beta	15	0	24SEP13	14OCT13	06JUN13	26JUN13
3EQBCNM15B	HTF Aux. Recirculation Pump Installation Beta	5	0	24SEP13	30SEP13	06JUN13	12JUN13
3EQBCNM60B	HTF Filters Installation Beta	5	0	16OCT13	22OCT13	27JUN13	10JUL13
3EQBCNM80B	Equipment&Piping Insulation HTF Main System Beta	45	0	23OCT13	27DEC13	05SEP13	29NOV13
3EQBCNM70B	Hydraulic Test HTF Main System Beta	20	0	04NOV13	03DEC13	11JUL13	07AUG13
3EQBCNM90B	Pipe Cleaning HTF Main System Area Beta	15	0	14NOV13	05DEC13	05SEP13	26SEP13
Electrical							
3EQBCNE05B	Electrical Equipment&Cables Installation HTF Bet	40	0	14OCT13	10DEC13	08AUG13	17OCT13
3EQBCNE25B	Heat Tracing Installation Main HTF System Beta	40	0	23OCT13	19DEC13	08AUG13	17OCT13
Instrumentation & Control							
3EQBCNI05B	I&C Inst&Connection HTF PB Area Beta	40	0	16OCT13	12DEC13	20SEP13	13DEC13

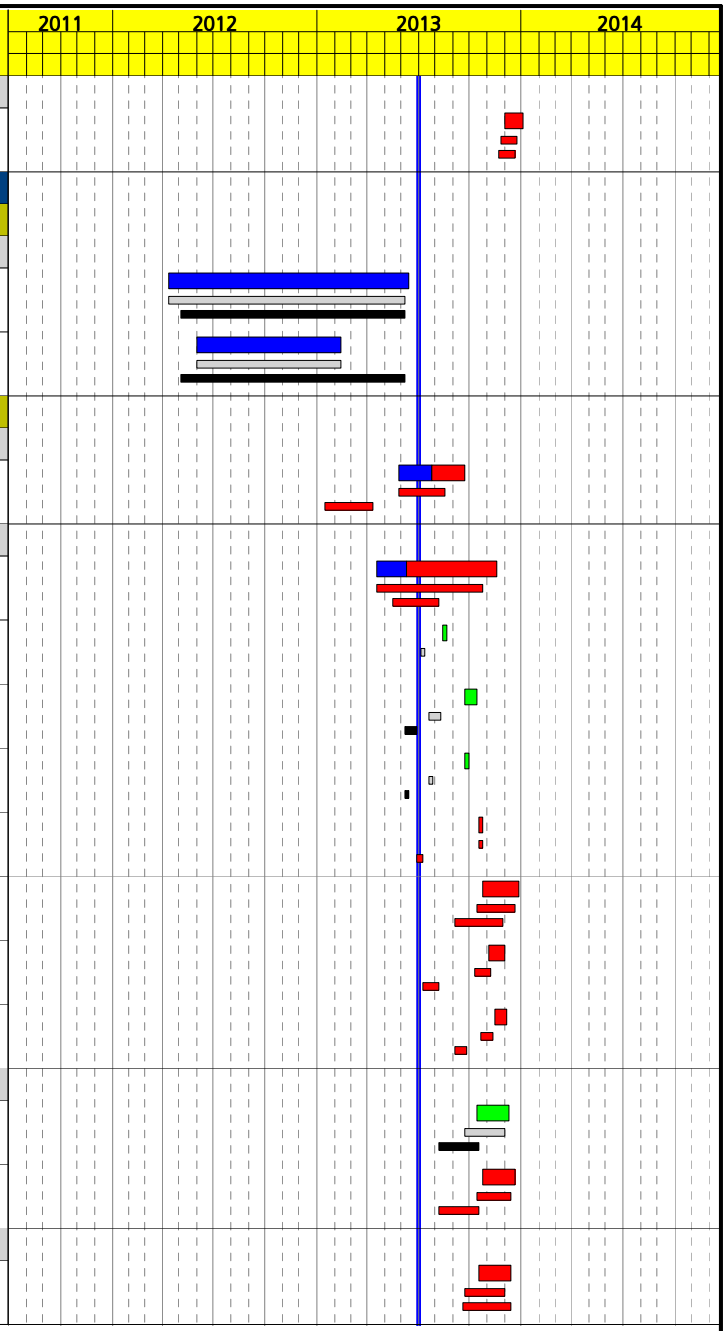

Activity ID	Activity Description	Orig Dur	% Comp	Early Start	Early Finish	Target 1 Early Start	Target 1 Early Finish
Commissioning & Start Up							
Mechanical							
3EQBPEM05B	HTF Main Circulation Pumps Commissioning Beta	20	0	13DEC13	13JAN14	06NOV13	04DEC13
3EQBPEM25B	HTF Aux. Recirculation Pump Commissioning Beta	20	0	13DEC13	13JAN14	06NOV13	04DEC13
Electrical							
3EQBPEE15B	Heat Tracing Test & Commissioning HTF Main Beta	10	0	30DEC13	13JAN14	02DEC13	13DEC13
Instrumentation & Control							
3EQBPEI05B	Signal Testing for HTF Main System Beta	20	0	13DEC13	13JAN14	16DEC13	14JAN14
HTF Ullage System							
Common							
Procurement							
Mechanical							
3ULLCOM15	P.O. Low Boiler Condensate Receiver Vessel	30	100	07MAR12A	26OCT12A	18APR12	30MAY12
3ULLCOM05	P.O. Carbon Filter	30	100	25MAY12A	20DEC12A	02MAY12	12JUN12
Manufacturing & Supply							
Mechanical							
3ULLFBM05	M&S Carbon Filters	80	99	21DEC12A	05JUL13	25JUL12	13NOV12
Alpha							
Manufacturing & Supply							
Mechanical							
3ULLFBM45A	M&S Ullage Pumps Alpha	90	100	01JUN12A	12FEB13A	03MAY12	05SEP12
3ULLFBM25A	M&S Low Boiler Condensate Receiver Vessel Alpha	115	100	29OCT12A	27MAR13A	31MAY12	07NOV12
Construction							
Civil							
3ULLCNC10A	Civil Works Ullage System Alpha	35	0	23JUL13	10SEP13	13MAR13	16APR13
3ULLCNC20A	Ullage Structure Installation Alpha	20	0	11SEP13	08OCT13	17APR13	15MAY13
Mechanical							
3ULLCNM35A	Ullage Pumps Installation Alpha	5	0	11SEP13	17SEP13	23MAY13	29MAY13

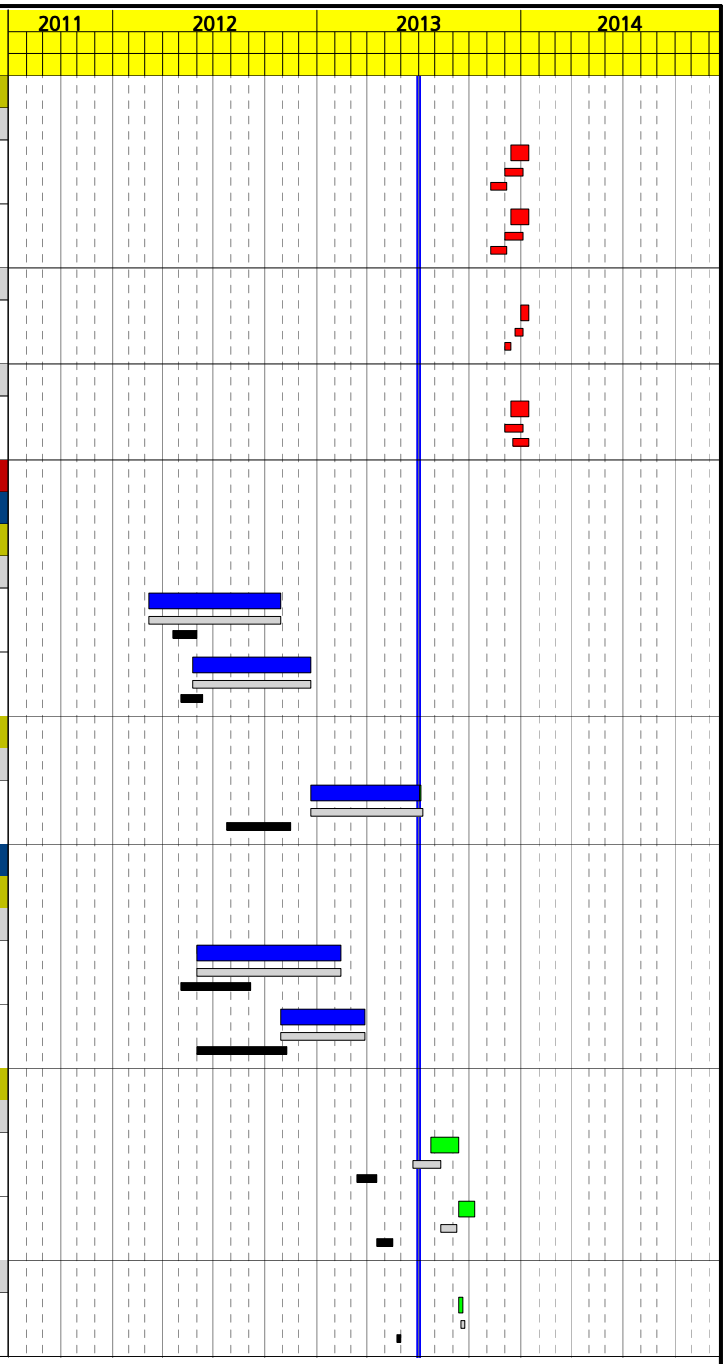

Activity ID	Activity Description	Orig Dur	% Comp	Early Start	Early Finish	Target 1 Early Start	Target 1 Early Finish
3ULLCNM40A	Ullage Piping & Accesories Installation+HT Alpha	50	0	18SEP13	28NOV13	30MAY13	07AUG13
3ULLCNM10A	Carbon Filter Installation Alpha	5	0	09OCT13	15OCT13	16MAY13	22MAY13
3ULLCNM20A	Installation Ullage Exchanger Alpha	10	0	09OCT13	22OCT13	16MAY13	29MAY13
3ULLCNM30A	Inst. Low Boiler Conden.Receiver Vessel Alpha	5	0	09OCT13	15OCT13	16MAY13	22MAY13
3ULLCNM50A	Ullage Scrubber Installation Alpha	5	0	09OCT13	15OCT13	18OCT12	24OCT12
Electrical							
3ULLCNE10A	Electrical Installation Ullage System Alpha	20	0	29NOV13	27DEC13	08AUG13	04SEP13
Instrumentation & Control							
3ULLCNI20A	Ullage System I&C Installation Alpha	25	0	29NOV13	06JAN14	05SEP13	10OCT13
Commissioning & Start Up							
Mechanical							
3ULLPEM40A	Ullage Pumps Commissioning Alpha	20	0	30DEC13	27JAN14	05SEP13	03OCT13
3ULLPEM30A	Ullage System Start Up Alpha	20	0	28JAN14	24FEB14	03DEC13	31DEC13
Beta							
Manufacturing & Supply							
Mechanical							
3ULLFBM45B	M&S Ullage Pumps Beta	90	100	01JUN12A	12FEB13A	03MAY12	05SEP12
3ULLFBM25B	M&S Low Boiler Condensate Receiver Vessel Beta	115	100	29OCT12A	27MAR13A	31MAY12	07NOV12
Construction							
Civil							
3ULLCNC10B	Civil Works Ullage System Beta	35	0	25JUL13	12SEP13	13MAR13	16APR13
3ULLCNC20B	Ullage Structure Installation Beta	20	0	13SEP13	10OCT13	17APR13	15MAY13
Mechanical							
3ULLCNM35B	Ullage Pumps Installation Beta	5	0	13SEP13	19SEP13	23MAY13	29MAY13
3ULLCNM40B	Ullage Piping & Accesories Installation+HT Beta	50	0	20SEP13	02DEC13	30MAY13	07AUG13

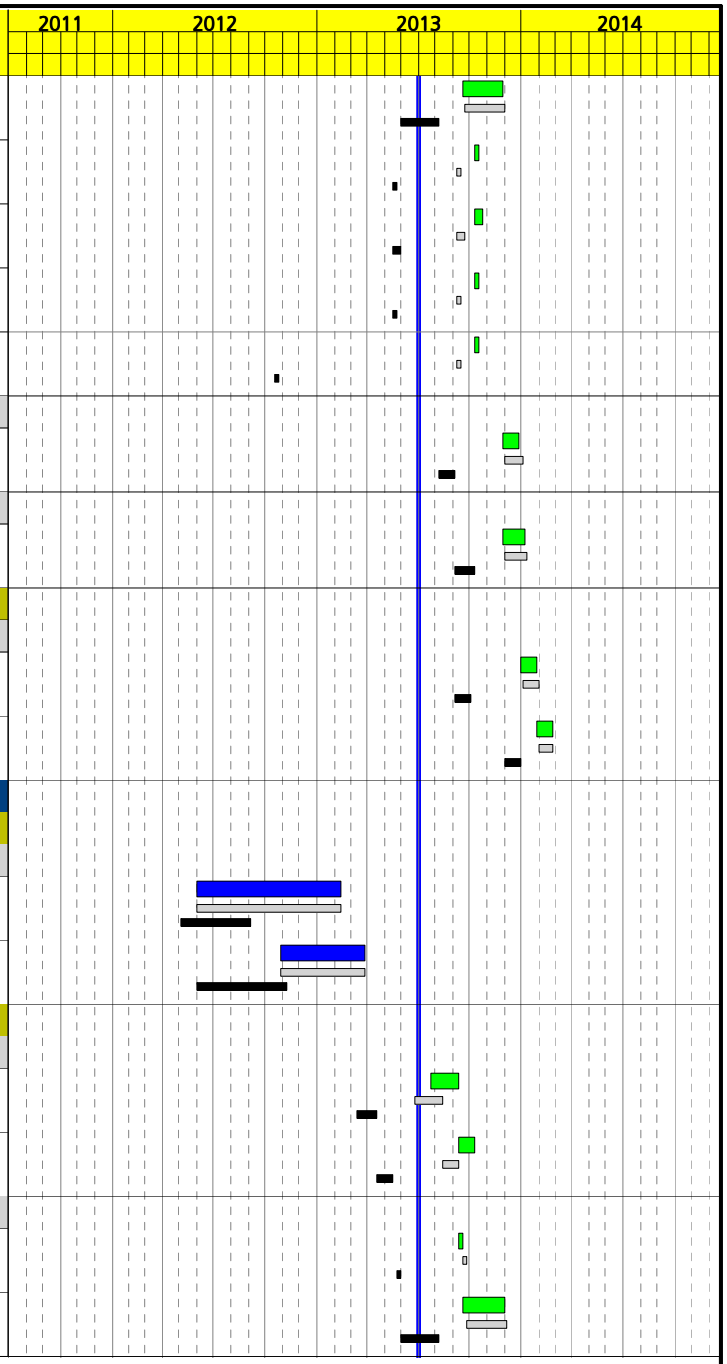

Activity ID	Activity Description	Orig Dur	% Comp	Early Start	Early Finish	Target 1 Early Start	Target 1 Early Finish
3ULLCNM10B	Carbon Filter Installation Beta	5	0	11OCT13	17OCT13	16MAY13	22MAY13
3ULLCNM20B	Installation Ullage Exchanger Beta	10	0	11OCT13	24OCT13	16MAY13	29MAY13
3ULLCNM30B	Inst. Low Boiler Conden.Receiver Vessel Beta	5	0	11OCT13	17OCT13	16MAY13	22MAY13
3ULLCNM50B	Ullage Scrubber Installation Beta	5	0	11OCT13	17OCT13	18OCT12	24OCT12
Electrical							
3ULLCNE10B	Electrical Installation Ullage System Beta	20	0	03DEC13	31DEC13	08AUG13	04SEP13
Instrumentation & Control							
3ULLCNI20B	Ullage System I&C Installation Beta	25	0	03DEC13	08JAN14	05SEP13	10OCT13
Commissioning & Start Up							
Mechanical							
3ULLPEM40B	Ullage Pumps Commissioning Beta	20	0	02JAN14	29JAN14	05SEP13	03OCT13
3ULLPEM30B	Ullage System Commissioning Beta	20	0	30JAN14	26FEB14	13DEC13	13JAN14
Steam Generator							
Common							
Procurement							
Mechanical							
3GEVCOM15	P.O. Steam Generator (LNTP)	40	100	23AUG11A	18NOV11A	12JAN12	07MAR12
3GEVCOM25	P.O. Steam Generator (FNTP)	0	100	01FEB12A		08MAR12	
3GEVCOM20	P.O. Mechanical Assembly of Steam Generator	40	100	14DEC12A	21FEB13A	01JUN12	26JUL12
Engineering							
Civil							
3GEVIGC35	Civil Works Engineering Steam Generator	30	100	29DEC11A	12OCT12A	01JUN12	12JUL12
3GEVIGC25	Delivery Forms & Loads Steam Generator	0	100	23MAR12A		01JUN12	

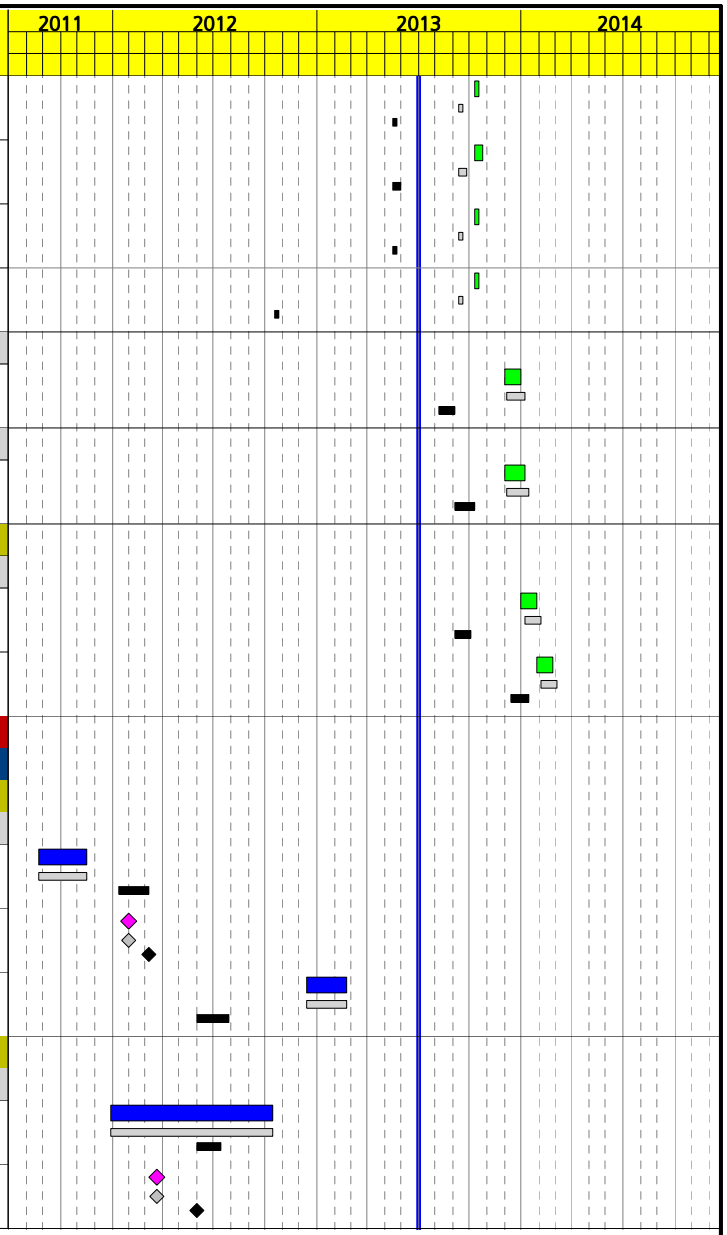

Activity ID	Activity Description	Orig Dur	% Comp	Early Start	Early Finish	Target 1 Early Start	Target 1 Early Finish
Alpha							
Manufacturing & Supply							
Mechanical							
3GEVFBM05A	Manufacture&Supply of Steam Generator Equip.Alph	324	100	21NOV11A	29APR13A	08MAR12	12JUN13
Construction							
Civil							
3GEVCNC05A	Foundation of Steam Generator Alpha	66	100	12APR12A	09APR13A	13JUL12	25OCT12
Mechanical							
3GEVCNM25A	Piping & Acc. Interconnection+HT St.Gen. Alpha	70	76	01MAR13A	30SEP13	13JUN13	19SEP13
3GEVCNM05A	Equipment Inst. of Steam Generator+HT Alpha	40	96	12MAR13A	05JUL13	13JUN13	07AUG13
3GEVCNM35A	Platforms and Ladders Installation Alpha	40	79	23APR13A	19JUL13	20MAR13	15MAY13
3GEVCNM45A	Steam Generator Equipment&Piping Insulation Alph	60	0	12SEP13	06DEC13	22AUG13	14NOV13
Electrical							
3GEVCNE15A	Electr.Equipment & Cables Inst. Steam Gen. Alpha	25	0	02SEP13	07OCT13	08AUG13	11SEP13
Instrumentation & Control							
3GEVCNI05A	I&C Installation Steam Generator Alpha	29	0	08OCT13	18NOV13	12SEP13	23OCT13
Commissioning & Start Up							
Mechanical							
3GEVPEM15A	Precommissioning of Steam Generator Alpha	10	0	19NOV13	03DEC13	07NOV13	21NOV13
Beta							
Manufacturing & Supply							
Mechanical							
3GEVFBM05B	Manufacture&Supply of Steam Generator Equip.Beta	363	100	21NOV11A	03JUL13	08MAR12	01AUG13
Construction							
Civil							
3GEVCNC05B	Foundation of Steam Generator Beta	66	100	19APR12A	09APR13A	26OCT12	13FEB13
Mechanical							
3GEVCNM25B	Piping&Acc. Interconnection St.Gen. Piping Beta	70	76	01MAR13A	30SEP13	02AUG13	27SEP13

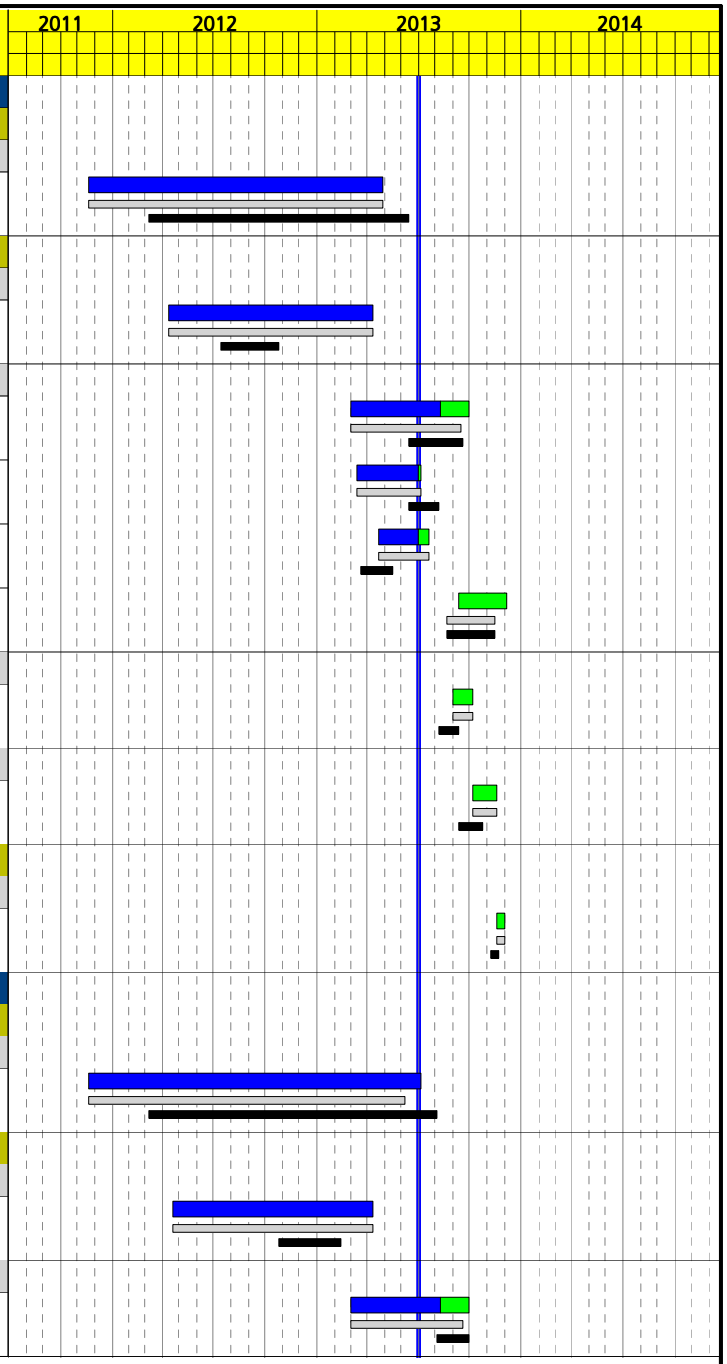

Activity ID	Activity Description	Orig Dur	% Comp	Early Start	Early Finish	Target 1 Early Start	Target 1 Early Finish
3GEVCNM05B	Equipment Inst. of Steam Generator+HT Beta	60	96	13MAR13A	10JUL13	30JUL13	22OCT13
3GEVCNM35B	Platforms and Ladders Installation Beta	40	79	23APR13A	22JUL13	10MAY13	04JUL13
3GEVCNM45B	Steam Generator Equipment&Piping Insulation Beta	40	0	01OCT13	27NOV13	23OCT13	18DEC13
Electrical							
3GEVCNE15B	Electrical Installation Steam Generator Beta	25	0	24SEP13	28OCT13	02OCT13	05NOV13
Instrumentation & Control							
3GEVCNI05B	I&C Installation Steam Generator Beta	30	0	25SEP13	05NOV13	02OCT13	12NOV13
Commissioning & Start Up							
Mechanical							
3GEVPEM15B	Precommissioning of Steam Generator Beta	10	0	06NOV13	20NOV13	22NOV13	05DEC13
Steam Turbine							
Common							
Procurement							
Mechanical							
3TGVCOM05	P. Order Steam Turbine	40	100	23AUG11A	27DEC11A	12JAN12	07MAR12
3TGVCOM45	P. Order Condenser	40	100	23AUG11A	28MAR12A	21MAR12	16MAY12
3TGVCOM35	P.O. Steam Turbine Assembly	40	95	27MAR13A	15JUL13	27JUL12	20SEP12
Engineering							
Civil							
3TGVIGC55	Delivery of Steam Turbine Forms & Loads	0	100	18MAY12A		26OCT12	
3TGVIGC65	Civil Works Engineering Steam Turbine + BV Appr.	80	100	21MAY12A	13DEC12A	26OCT12	20FEB13
Alpha							
Manufacturing & Supply							
Mechanical							
3TGVFBM15A	Manufacture & Supply Steam Turbine Alpha	465	99	28DEC11A	25JUL13	08MAR12	06NOV13
3TGVFBM20A	Manufacture & Supply of Condenser Alpha	280	95	30MAR12A	31JUL13	17MAY12	19JUN13

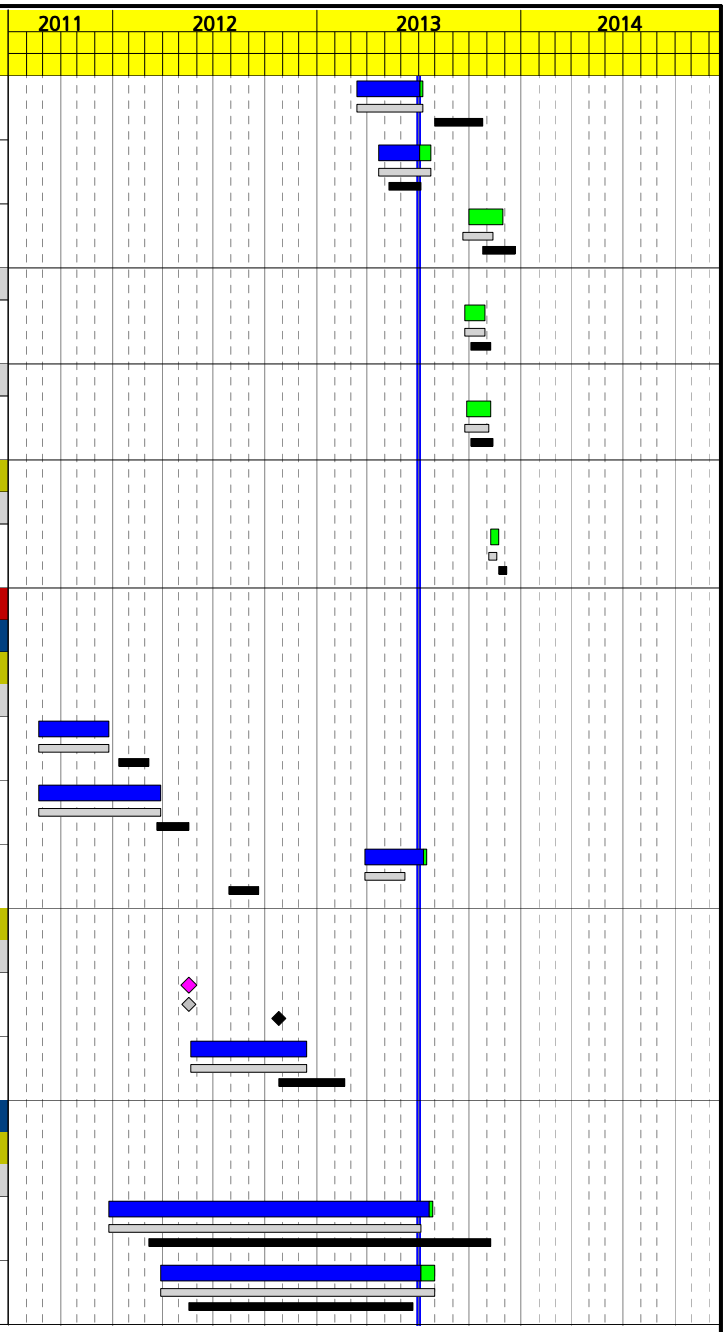

Activity ID	Activity Description	Orig Dur	% Comp	Early Start	Early Finish	Target 1 Early Start	Target 1 Early Finish
3TGVFBM30A	Delivery of Condenser First Equipment Alpha	0	100	14DEC12A			
3TGVFBM25A	Delivery of Steam Turbine Generator Alpha	0	100	26MAR13A			
3TGVFBM55A	Delivery of ST Control equipment Alpha	0	100	01MAY13A			
3TGVFBM45A	Delivery of ST Auxiliary Equipments Alpha	0	0	01JUL13			
3TGVFBM35A	Delivery of HP Turbine Section Alpha	0	0	26JUL13			
Construction							
Civil							
3TGVCNC05A	Foundation Steam Turbine & Equipment Alpha	60	100	15NOV12A	10APR13A	21FEB13	16MAY13
3TGVCNC50A	Auxiliary Structures Installation Alpha	20	0	29OCT13	27NOV13	11NOV13	09DEC13
Mechanical							
3TGVCNM05A	St Turb Main Body Elements Installation Alpha	63	40	11APR13A	06SEP13	04SEP13	13NOV13
3TGVCNM35A	St Turbine Aux. Equipment Installation Alpha	40	10	28JUN13A	26AUG13	10OCT13	05DEC13
3TGVCNM45A	Condenser Installation Alpha	58	10	28JUN13A	22OCT13	20JUN13	31JUL13
3TGVCNM30A	Assembly Steam Turbine Interconn. Piping Alpha	80	0	20AUG13	12DEC13	21AUG13	11FEB14
3TGVCNM15A	Steam Turbine Prealigment Alpha	10	0	29NOV13	12DEC13	28JAN14	11FEB14
3TGVCNM60A	St Turbine Interconnect. Piping Insulation Alpha	50	0	13DEC13	24FEB14	12FEB14	25MAR14
3TGVCNM25A	Noise Insulation Cabinet Assembly Alpha	20	0	08APR14	05MAY14	10APR14	08MAY14
3TGVCNM65A	Systems Rearm after Steam Blow Alpha	6	0	08APR14	15APR14	10APR14	16APR14
Electrical							
3TGVCNE05A	St. Turb Electrical Equipment&Cable Inst. Alpha	50	0	30AUG13	08NOV13	22NOV13	03FEB14
Instrumentation & Control							
3TGVCNI05A	Steam Turbine Control Panel Installation Alpha	15	0	02AUG13	22AUG13	10OCT13	30OCT13

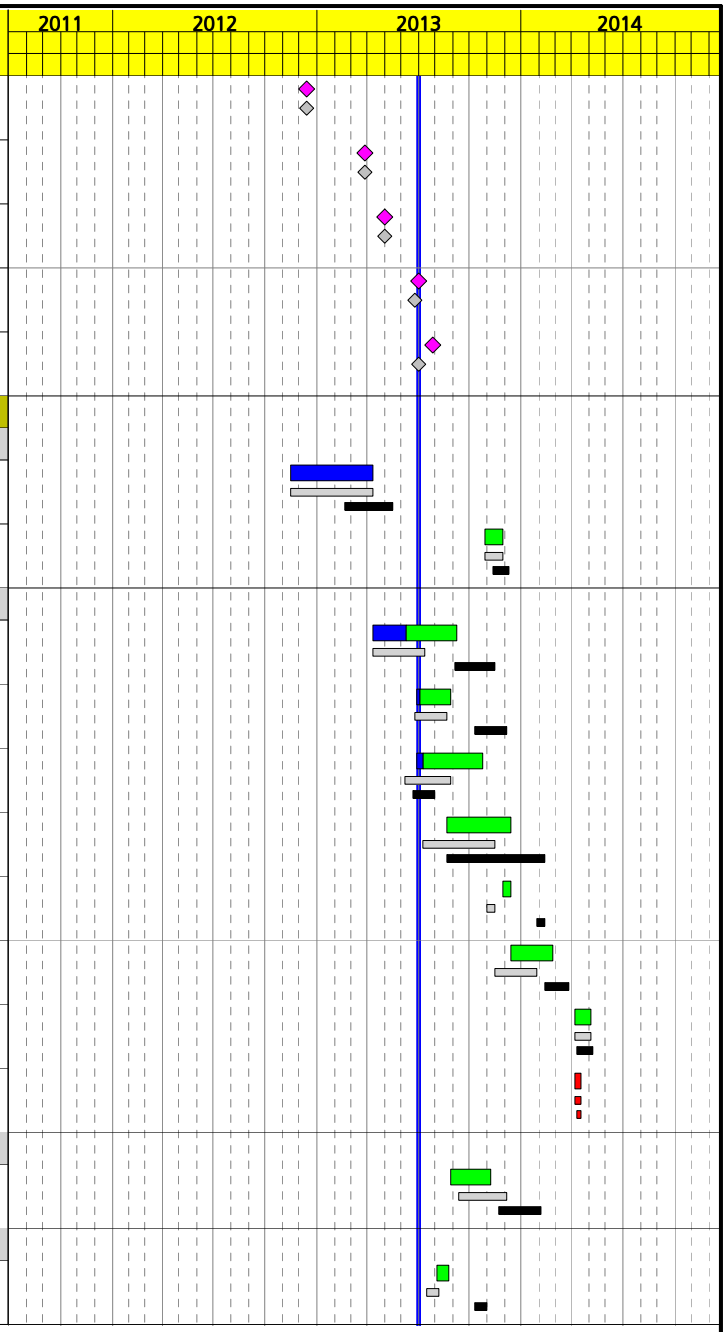

Activity ID	Activity Description	Orig Dur	% Comp	Early Start	Early Finish	Target 1 Early Start	Target 1 Early Finish
3TGVCNI15A	Steam Turbine I&C Installation Alpha	50	0	16OCT13	27DEC13	31OCT13	11FEB14
Commissioning & Start Up							
Mechanical							
3TGVPEM20A	Flushing Oil Auxiliary Systems St Turbine Alpha	20	0	13DEC13	13JAN14	12FEB14	11MAR14
3TGVPEM10A	Functional Systems Check Alpha	50	0	23DEC13	04MAR14	28JAN14	11MAR14
Instrumentation & Control							
3TGVPEI30A	Electrical and I&C Signals Testing on PLC Alpha	30	0	06DEC13	20JAN14	04FEB14	04MAR14
Beta							
Manufacturing & Supply							
Mechanical							
3TGVFBM15B	Manufacture & Supply Steam Turbine Beta	465	99	30JAN12A	31JUL13	08MAR12	06DEC13
3TGVFBM20B	Manufacture & Supply of Condenser Beta	280	95	30MAR12A	31JUL13	17MAY12	19JUN13
3TGVFBM30B	Delivery of Condenser First Equipment Beta	0	100	14DEC12A			
3TGVFBM25B	Delivery of Steam Turbine Generator Beta	0	100	28MAR13A			
3TGVFBM55B	Delivery of ST Control equipment Beta	0	100	01MAY13A			
3TGVFBM45B	Delivery of ST Auxiliary Equipments Beta	0	0	10JUL13			
3TGVFBM35B	Delivery of HP Turbine Section Beta	0	0	01AUG13			
Construction							
Civil							
3TGVCNC05B	Foundation Steam Turbine & Equipment Beta	60	100	15NOV12A	10APR13A	21FEB13	16MAY13
3TGVCNC50B	Auxiliary Structures Installation Beta	20	0	13SEP13	10OCT13	08JAN14	04FEB14
Mechanical							
3TGVCNM05B	St Turb Main Body Elements Installation Beta	76	40	12APR13A	12SEP13	04OCT13	13DEC13
3TGVCNM35B	St Turbine Aux. Equipment Installation Beta	40	10	28JUN13A	26AUG13	08NOV13	07JAN14

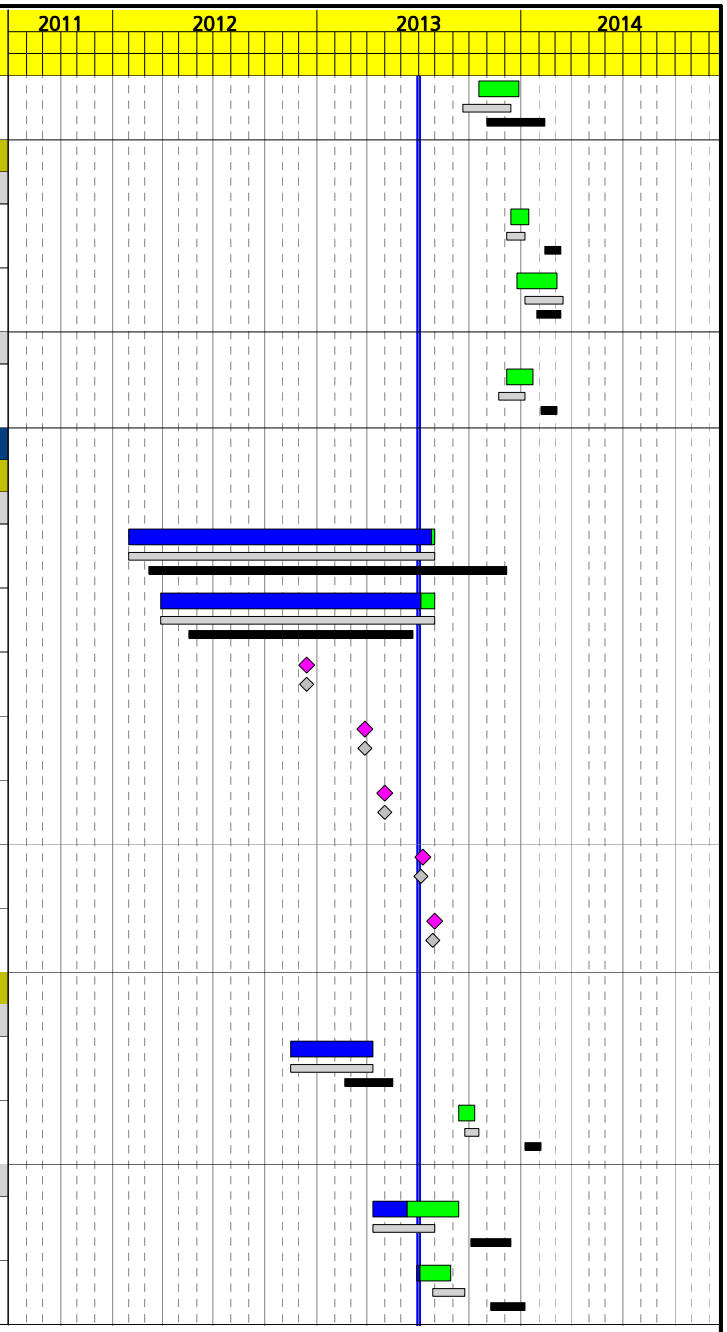

Activity ID	Activity Description	Orig Dur	% Comp	Early Start	Early Finish	Target 1 Early Start	Target 1 Early Finish
3TGVCNM45B	Condenser Installation Beta	58	10	28JUN13A	22OCT13	20JUN13	31JUL13
3TGVCNM30B	Assembly Steam Turbine Interconn. Piping Beta	80	0	20AUG13	12DEC13	25OCT13	19MAR14
3TGVCNM60B	Insulation St Turb Interconnection Piping Beta	50	0	14NOV13	27JAN14	20FEB14	02APR14
3TGVCNM15B	Steam Turbine Prealigment Beta	10	0	29NOV13	12DEC13	06MAR14	19MAR14
3TGVCNM25B	Noise Insulation Cabinet Assembly Beta	20	0	25APR14	22MAY14	28APR14	26MAY14
3TGVCNM65B	Systems Rearm after Steam Blow Beta	10	0	25APR14	08MAY14	28APR14	12MAY14
Electrical							
3TGVCNE05B	St. Turb Electrical Equipment & Cable Inst. Beta	50	0	18OCT13	31DEC13	23DEC13	05MAR14
Instrumentation & Control							
3TGVCNI05B	Steam Turbine Control Panel Installation Beta	15	0	02AUG13	22AUG13	08NOV13	29NOV13
3TGVCNI15B	Steam Turbine I&C Installation Beta	50	0	18OCT13	31DEC13	02DEC13	12MAR14
Commissioning & Start Up							
Mechanical							
3TGVPEM10B	Functional Systems Check Beta	50	0	02JAN14	12MAR14	28FEB14	10APR14
3TGVPEM20B	Flushing Oil Auxiliary Systems St Turbine Beta	20	0	02JAN14	29JAN14	13MAR14	09APR14
Instrumentation & Control							
3TGVPEI30B	Electrical and I&C Signals Testing on PLC Beta	30	0	17DEC13	29JAN14	20FEB14	19MAR14
Electrical Superheater (Steam Turbine Start Up)							
Common							
Procurement							
Mechanical							
3ESHCOM15	P.O. Electrical Superheater	20	100	03DEC12A	16JAN13A		
Manufacturing & Supply							
Mechanical							
3ESHFBM25	Manufacture & Supply Electrical Superheater	94	99	17JAN13A	10JUL13		

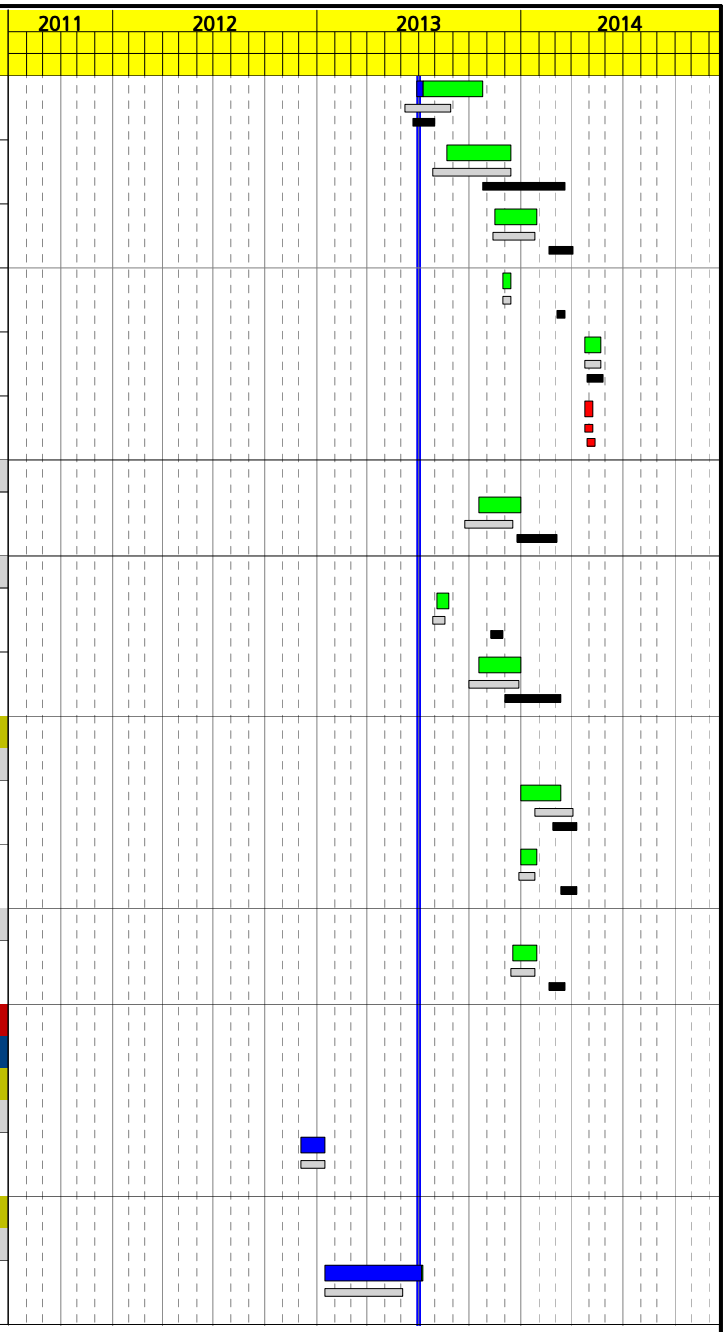

Activity ID	Activity Description	Orig Dur	% Comp	Early Start	Early Finish	Target 1 Early Start	Target 1 Early Finish
Alpha							
Construction							
Mechanical							
3ESHCNM35A	Electrical Superheater Installation Alpha	20	0	10SEP13	07OCT13		
3ESHCNM45A	Electrical Superheater Piping Installation Alpha	60	0	10SEP13	04DEC13		
Electrical							
3ESHCNE55A	Electr. Superheater Electrical Install. Alpha	20	0	14OCT13	08NOV13		
Commissioning & Start Up							
Mechanical							
3ESHPEM75A	Electrical Superheater Start-Up Alpha	15	0	27DEC13	17JAN14		
Instrumentation & Control							
3ESHPEI65A	Electrical Superheater Signal Test Alpha	15	0	05DEC13	26DEC13		
Beta							
Construction							
Mechanical							
3ESHCNM35B	Electrical Superheater Installation Beta	20	0	10SEP13	07OCT13		
3ESHCNM45B	Electrical Superheater Piping Installation Beta	60	0	10SEP13	04DEC13		
Electrical							
3ESHCNE55B	Electr. Superheater Electrical Install. Beta	20	0	15OCT13	11NOV13		
Commissioning & Start Up							
Mechanical							
3ESHPEM75B	Electrical Superheater Start-Up	15	0	27DEC13	17JAN14		
Instrumentation & Control							
3ESHPEI65B	Electrical Superheater Signal Test	15	0	05DEC13	26DEC13		
HTF Electrical Heater (Anti-Freezing)							
Common							
Procurement							
Mechanical							
3SVACOM05	P.O. Electrical Heater	40	100	11APR12A	18SEP12A	07MAR12	02MAY12

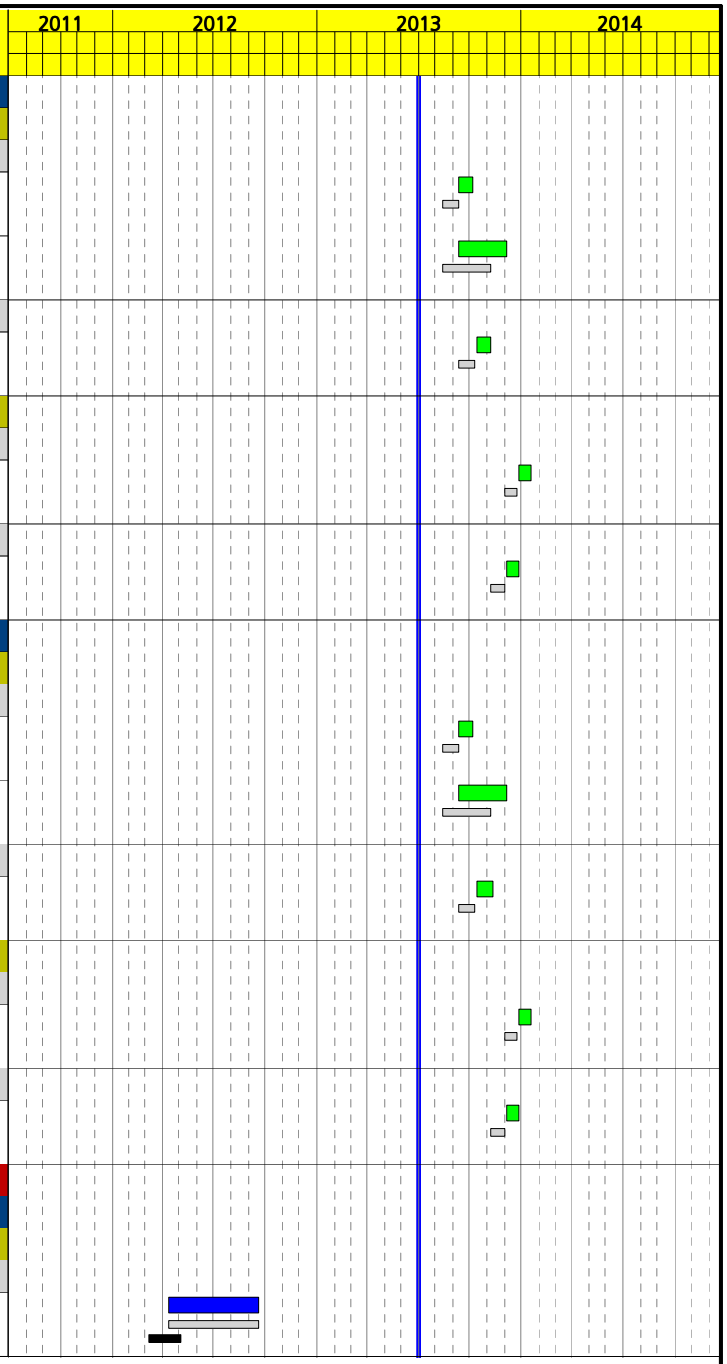

Activity ID	Activity Description	Orig Dur	% Comp	Early Start	Early Finish	Target 1 Early Start	Target 1 Early Finish
Engineering							
Civil							
3SVAIGC15	Delivery Electrical Heater Forms & Loads	0	100	15NOV12A			
3SVAIGC25	Civil Engineering Electrical Heater	50	100	03DEC12A	30APR13A		
Alpha							
Manufacturing & Supply							
Mechanical							
3SVAFBM05A	Manufacture & Supply Electrical HTF Heater Alpha	134	99	19SEP12A	11JUL13	03MAY12	12FEB13
Construction							
Civil							
3SVACNC05A	Foundation Electrical Heater Alpha	30	0	09AUG13	20SEP13	18OCT12	29NOV12
Mechanical							
3SVACNM05A	Electrical Heater Assembly Alpha	10	0	23SEP13	04OCT13	29JAN13	08MAY13
Electrical							
3SVACNE05A	Electrical Installation in Electr. Heater Alpha	15	0	07OCT13	25OCT13	17JUL13	13AUG13
Instrumentation & Control							
3SVACNI05A	I&C Installation Electrical Heater Alpha	20	0	30SEP13	25OCT13	14AUG13	10SEP13
Commissioning & Start Up							
Mechanical							
3SVAPEM05A	Electrical Heater Cleaning Alpha	5	0	18OCT13	24OCT13	26SEP13	09OCT13
3SVAPEM15A	Commissioning Electrical Heater Alpha	10	0	27NOV13	10DEC13	07NOV13	05DEC13
3SVAPEM25A	Steam Blowing of Electrical Heater System Alpha	5	0	11DEC13	17DEC13	06DEC13	12DEC13
Instrumentation & Control							
3SVAPEI25A	Signal Test Electrical Heater Alpha	20	0	28OCT13	26NOV13	10OCT13	06NOV13
Beta							
Manufacturing & Supply							
Mechanical							
3SVAFBM05B	Manufacture & Supply Electrical HTF Heater Beta	134	99	19SEP12A	11JUL13	03MAY12	12FEB13

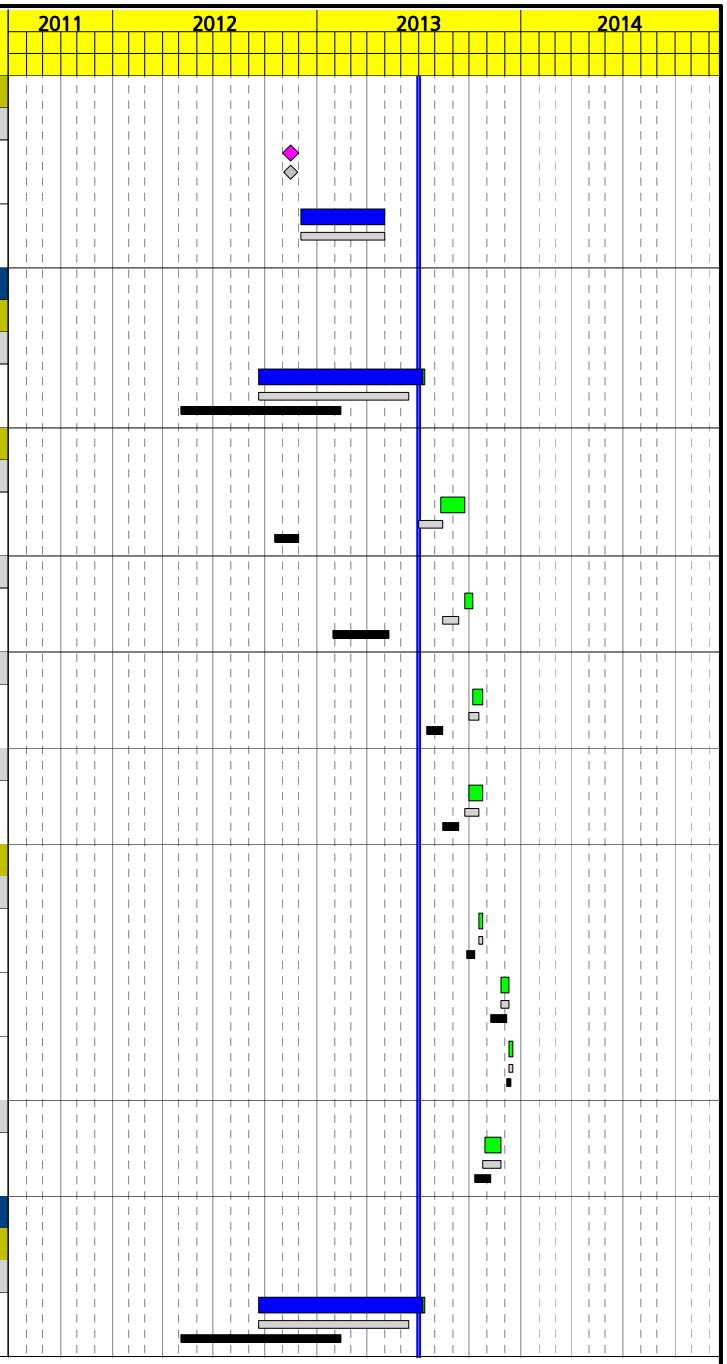

Activity ID	Activity Description	Orig Dur	% Comp	Early Start	Early Finish	Target 1 Early Start	Target 1 Early Finish
Construction							
Civil							
3SVACNC05B	Foundation Electrical Heater Beta	30	0	12AUG13	23SEP13	14DEC12	28JAN13
Mechanical							
3SVACNM05B	Electrical Heater Assembly Beta	10	0	24SEP13	07OCT13	13FEB13	22MAY13
Electrical							
3SVACNE05B	Electrical Installation in Electr. Heater Beta	15	0	08OCT13	28OCT13	07AUG13	03SEP13
Instrumentation & Control							
3SVACNI05B	I&C Installation Electrical Heater Beta	20	0	01OCT13	28OCT13	04SEP13	02OCT13
Commissioning & Start Up							
Mechanical							
3SVAPEM05B	Electrical Heater Cleaning Beta	5	0	22OCT13	28OCT13	26SEP13	09OCT13
3SVAPEM15B	Commissioning Electrical Heater Beta	10	0	19DEC13	03JAN14	22NOV13	19DEC13
3SVAPEM25B	Steam Blowing of Electrical Heater System Beta	5	0	06JAN14	10JAN14	20DEC13	27DEC13
Instrumentation & Control							
3SVAPEI25B	Signal Test Electrical Heater Beta	20	0	29OCT13	27NOV13	10OCT13	06NOV13
Condensate System							
Common							
Procurement							
Mechanical							
3SCOCOM15	P.O. Feed Water Heat Exchangers	40	100	23AUG11A	02APR12A	07MAR12	02MAY12
Engineering							
Civil							
3SCOIGC25	Delivery Condensate Area Forms & Loads	0	100	04SEP12A		23AUG12	
3SCOIGC35	Civil Engineering Condensate Pumps Pit	44	100	05SEP12A	02JAN13A	23AUG12	31OCT12
3SCOIGC45	Civil Design Condensate Pumps Pit Approval by BV	20	100	03JAN13A	04JAN13A		

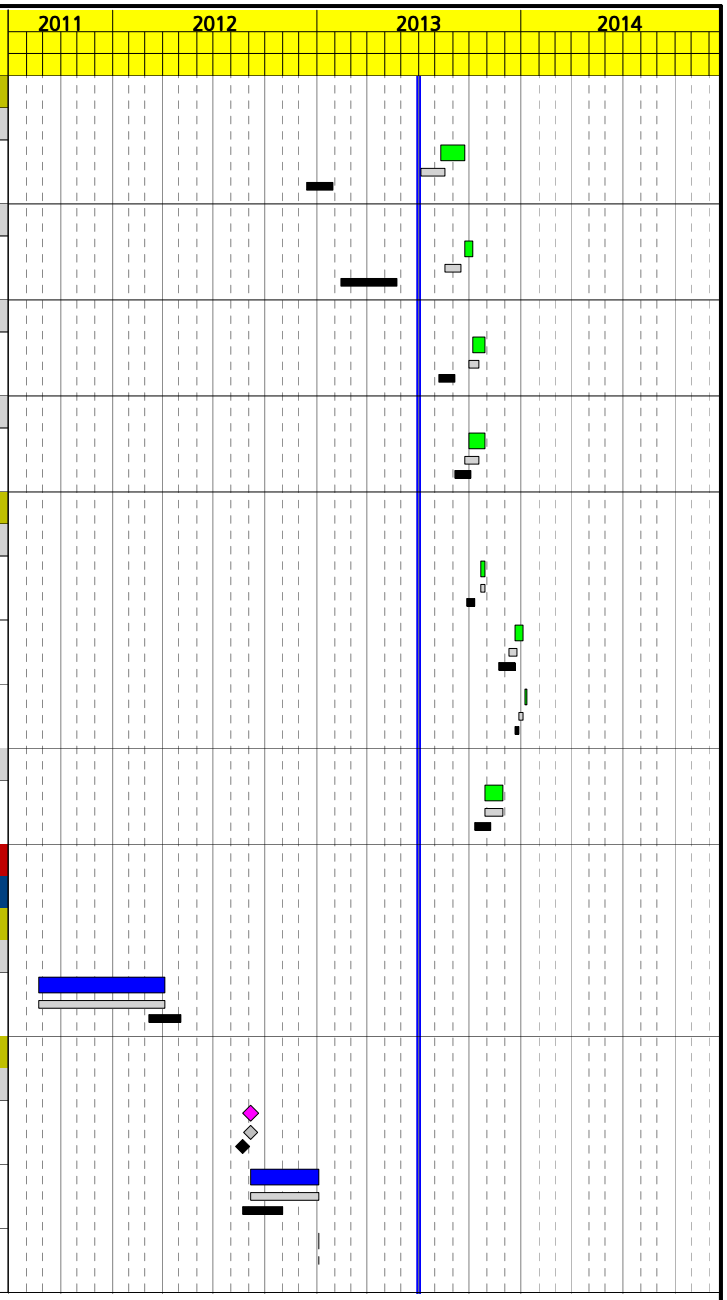

Activity ID	Activity Description	Orig Dur	% Comp	Early Start	Early Finish	Target 1 Early Start	Target 1 Early Finish
Manufacturing & Supply							
Mechanical							
3SCOFBM15	M&S Feed Water Heat Exchangers	245	100	03APR12A	09APR13A	03MAY12	05JUN13
Alpha							
Manufacturing & Supply							
Mechanical							
3SCOFBM10A	Manufacture & Supply Condensate Pumps Alpha	201	100	18MAY12A	31JAN13A	31MAY12	14AUG13
3SCOFBM20A	Manufacture & Supply Receiver Pumps Alpha	181	100	18MAY12A	24JAN13A	31MAY12	12MAR13
Construction							
Civil							
3SCOCNC15A	Condensate Pumps Pit Alpha	20	0	25JUL13	21AUG13	14DEC12	28JAN13
3SCOCNC05A	Foundation Feed Water Heat Exchangers Alpha	25	0	19AUG13	23SEP13	29JAN13	05MAR13
Mechanical							
3SCOCNM10A	Receiver Pumps Installation Alpha	10	0	15JUL13	26JUL13	17MAY13	30MAY13
3SCOCNM20A	Condensate Pumps Installation Alpha	10	0	22AUG13	05SEP13	15AUG13	28AUG13
3SCOCNM35A	Feed Water Heat Exchangers&Receiver Inst. Alpha	15	0	02SEP13	23SEP13	06JUN13	24JUL13
Electrical							
3SCOCNE05A	Electrical Installation Condensate System Alpha	25	0	14NOV13	19DEC13	05SEP13	10OCT13
Instrumentation & Control							
3SCOCNI05A	I&C Installation Condensate System Alpha	25	0	20DEC13	27JAN14	11OCT13	14NOV13
Commissioning & Start Up							
Electrical							
3SCOPEE05A	Condensate & Receiver Pumps Commissioning Alpha	20	0	20DEC13	20JAN14	07NOV13	05DEC13
Instrumentation & Control							
3SCOPEI15A	Test Signals Condensate System Alpha	20	0	28JAN14	24FEB14	06DEC13	06JAN14

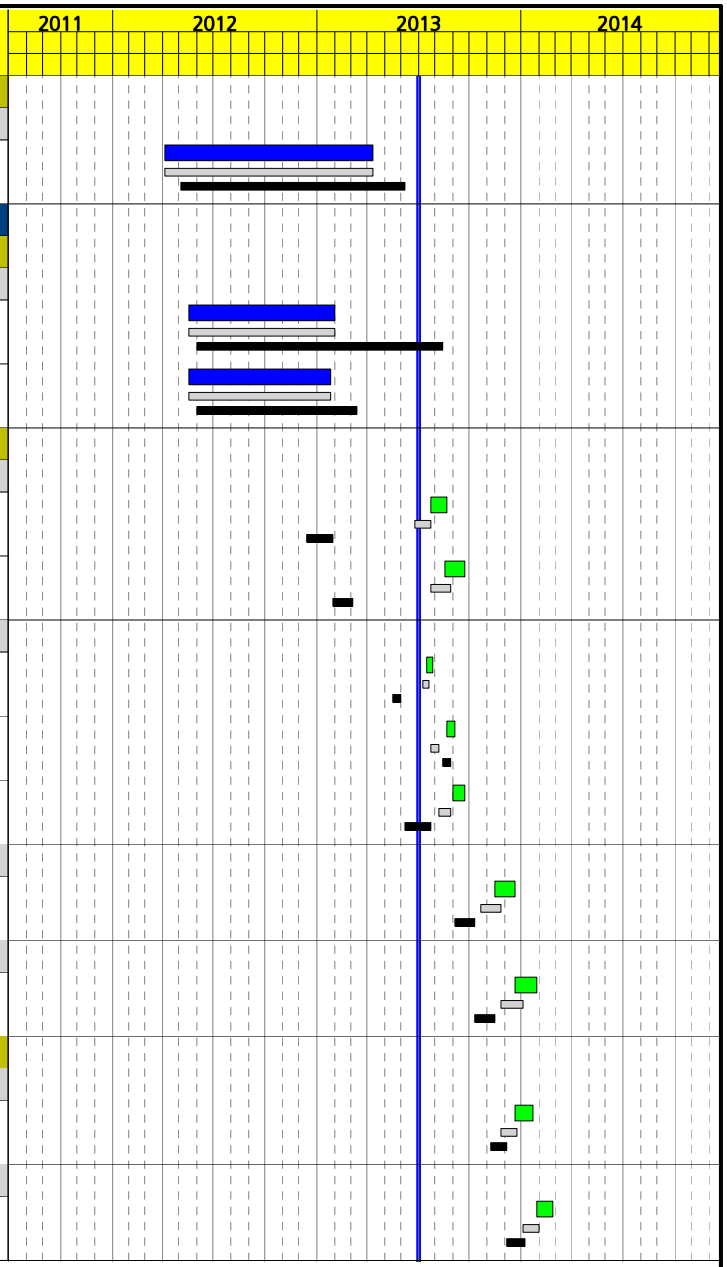

Activity ID	Activity Description	Orig Dur	% Comp	Early Start	Early Finish	Target 1 Early Start	Target 1 Early Finish
Beta							
Manufacturing & Supply							
Mechanical							
3SCOFBM10B	Manufacture & Supply Condensate Pumps Beta	201	100	18MAY12A	31JAN13A	31MAY12	14AUG13
3SCOFBM20B	Manufacture & Supply Receiver Pumps Beta	181	100	18MAY12A	24JAN13A	31MAY12	12MAR13
Construction							
Civil							
3SCOCNC15B	Condensate Pumps Pit Beta	20	0	25JUL13	21AUG13	29JAN13	12MAR13
3SCOCNC05B	Foundation Feed Water Heat Exchangers Beta	25	0	19AUG13	23SEP13	13MAR13	16APR13
Mechanical							
3SCOCNM10B	Receiver Pumps Installation Beta	10	0	15JUL13	26JUL13	13MAR13	26MAR13
3SCOCNM20B	Condensate Pumps Installation Beta	10	0	22AUG13	05SEP13	29AUG13	11SEP13
3SCOCNM35B	Feed Water Heat Exchangers Installation Beta	15	0	02SEP13	23SEP13	06JUN13	24JUL13
Electrical							
3SCOCNE05B	Electrical Installation Condensate System Beta	25	0	05NOV13	11DEC13	18OCT13	22NOV13
Instrumentation & Control							
3SCOCNI05B	I&C Installation Condensate System Beta	25	0	12DEC13	17JAN14	25NOV13	30DEC13
Commissioning & Start Up							
Electrical							
3SCOPEE05B	Condensate Pumps Commissioning Beta	20	0	12DEC13	10JAN14	25NOV13	20DEC13
Instrumentation & Control							
3SCOPEI15B	Test Signals Condensate System Beta	20	0	20JAN14	14FEB14	31DEC13	28JAN14
Condensate Drainage							
Common							
Procurement							
Mechanical							
3DCOCOM35	P.O. Moisture Separator	40	100	21DEC11A	15JUN12A	04APR12	30MAY12

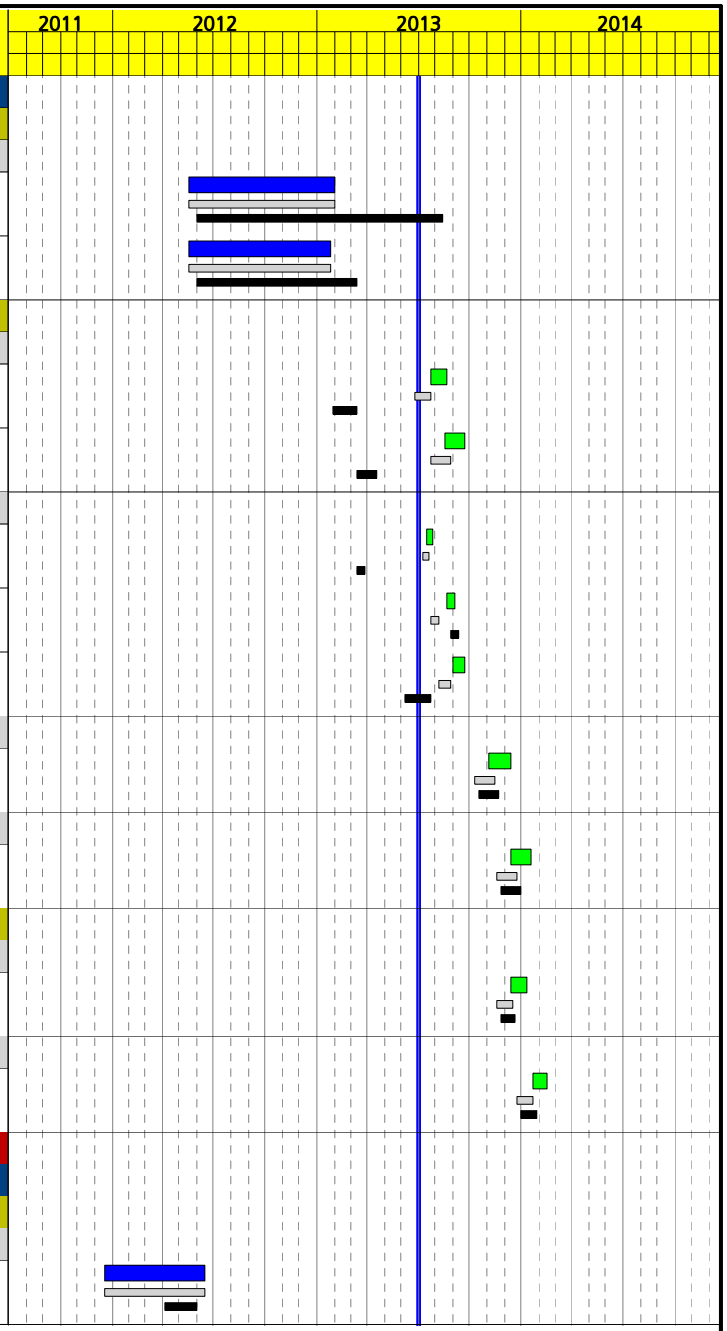

Activity ID	Activity Description	Orig Dur	% Comp	Early Start	Early Finish	Target 1 Early Start	Target 1 Early Finish
3DCOCOM25	P.O. Flash Tanks	30	100	07SEP12A	19DEC12A	20MAR12	15MAY12
Manufacturing & Supply							
Mechanical							
3DCOFBM15	Manufacture & Supply Moisture Separators	170	100	18JUN12A	06NOV12A	31MAY12	28JAN13
3DCOFBM05	Manufacture & Supply Flash Tanks	121	99	20DEC12A	02JUL13	16MAY12	11JAN13
Alpha							
Construction							
Mechanical							
3DCOCNM70A	Condenser Flash Box MV-307 Alpha	5	0	01AUG13	07AUG13		
3DCOCNM15A	Boiler Continuous Tank Installation MV-301 Alpha	5	0	10SEP13	16SEP13	27FEB13	12MAR13
3DCOCNM25A	Intermittent Atm. Blowoff Tank MV-317 Alpha	5	0	10SEP13	16SEP13	06MAR13	19MAR13
3DCOCNM35A	Vacuum System Moisture Separator MB-315 Alpha	5	0	10SEP13	16SEP13	23MAY13	05JUN13
3DCOCNM50A	Atm. Condensate Flash Tank MV-315 Alpha	5	0	10SEP13	16SEP13	27MAR13	09APR13
3DCOCNM60A	Deareator Atm. Condensate Flash Tank MV-322 Alph	5	0	10SEP13	16SEP13	13MAR13	26MAR13
Electrical							
3DCOCNE05A	Electrical Installation Condensate Drainage Alph	15	0	20DEC13	13JAN14	17JUL13	06AUG13
Instrumentation & Control							
3DCOCNI05A	I&C Installation Condensate Drainage Alpha	15	0	14JAN14	03FEB14	07AUG13	27AUG13
Commissioning & Start Up							
Instrumentation & Control							
3DCOPEI15A	Signal Test Condensate Drainage Alpha	20	0	04FEB14	03MAR14	29NOV13	27DEC13
Beta							
Construction							
Mechanical							
3DCOCNM70B	Condenser Flash Box MV-307 Beta	5	0	01AUG13	07AUG13		
3DCOCNM15B	Boiler Continuous Tank Installation MV-301 Beta	5	0	10SEP13	16SEP13	27FEB13	12MAR13

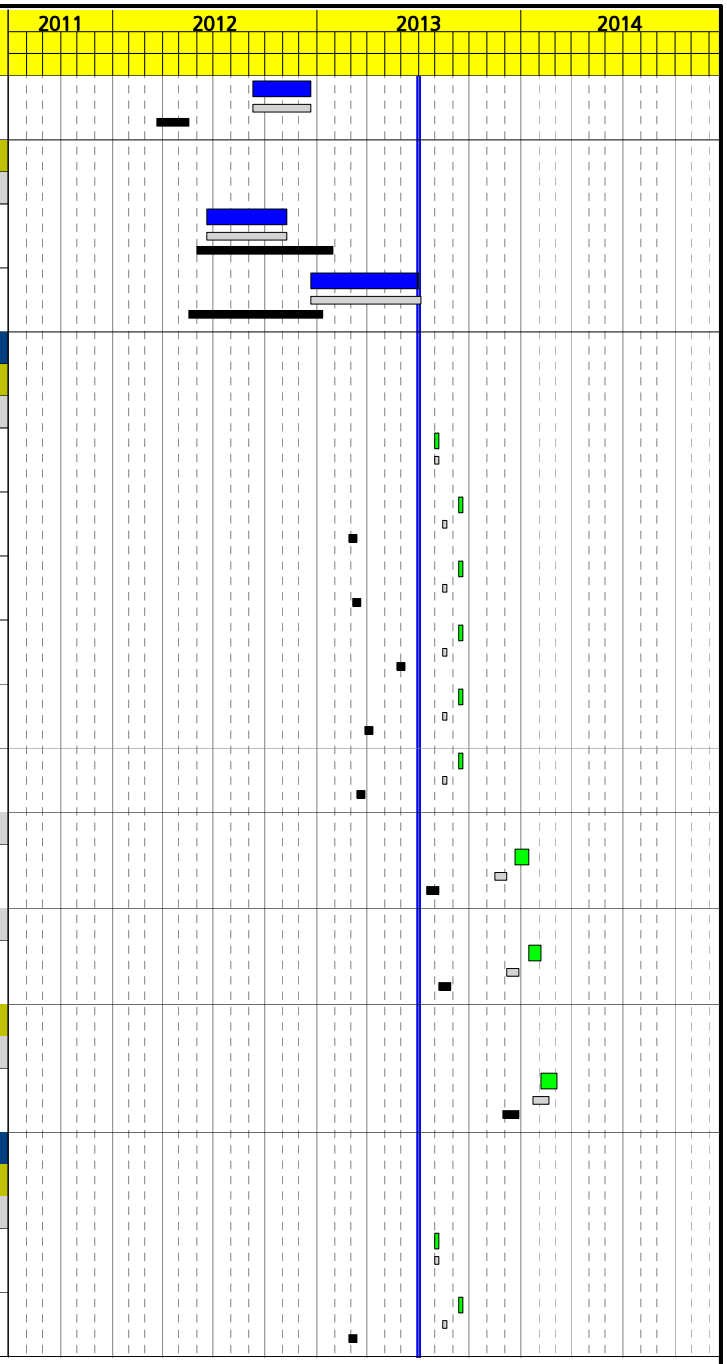

Activity ID	Activity Description	Orig Dur	% Comp	Early Start	Early Finish	Target 1 Early Start	Target 1 Early Finish
3DCOCNM25B	Intermittent Atm. Blowoff Tank MV-317 Beta	5	0	10SEP13	16SEP13	20MAR13	02APR13
3DCOCNM35B	Vacuum System Moisture Separator MB-315 Beta	5	0	10SEP13	16SEP13	23MAY13	05JUN13
3DCOCNM50B	Atm. Condensate Flash Tank MV-315 Beta	5	0	10SEP13	16SEP13	13MAR13	26MAR13
3DCOCNM60B	Deareator Atm. Condensate Flash Tank MV-322 Beta	5	0	10SEP13	16SEP13	06MAR13	19MAR13
Electrical							
3DCOCNE05B	Electrical Installation Condensate Drainage Beta	15	0	21NOV13	12DEC13	07AUG13	27AUG13
Instrumentation & Control							
3DCOCNI05B	I&C Installation Condensate Drainage Beta	15	0	13DEC13	06JAN14	28AUG13	18SEP13
Commissioning & Start Up							
Instrumentation & Control							
3DCOPEI15B	Signal Test Condensate Drainage Beta	20	0	07JAN14	03FEB14	13DEC13	13JAN14
Feed Water System							
Common							
Procurement							
Civil							
3SAACOC55	Purchase of BOP Structure	0	100	13DEC12A			
Mechanical							
3SAACOM05	P.O. Deareator	30	100	29AUG11A	22MAR12A	23SEP11A	17APR12
Engineering							
Civil							
3SAAIGC25	Civil Eng.Feed Water Area (BOP Estructure)	50	100	01AUG12A	20DEC12A	26JUL12	03OCT12
3SAAIGC15	Delivery Deareator Structure Forms & Loads	0	100	04SEP12A		26JUL12	
3SAAIGC35	Civil Design BOP Structure Approval by BV	20	100	21DEC12A	28MAR13A		
Manufacturing & Supply							
Civil							
3SAAFBC15	Manufacture & Supply BOP Structure	50	70	20MAR13A	14AUG13	04OCT12	28DEC12

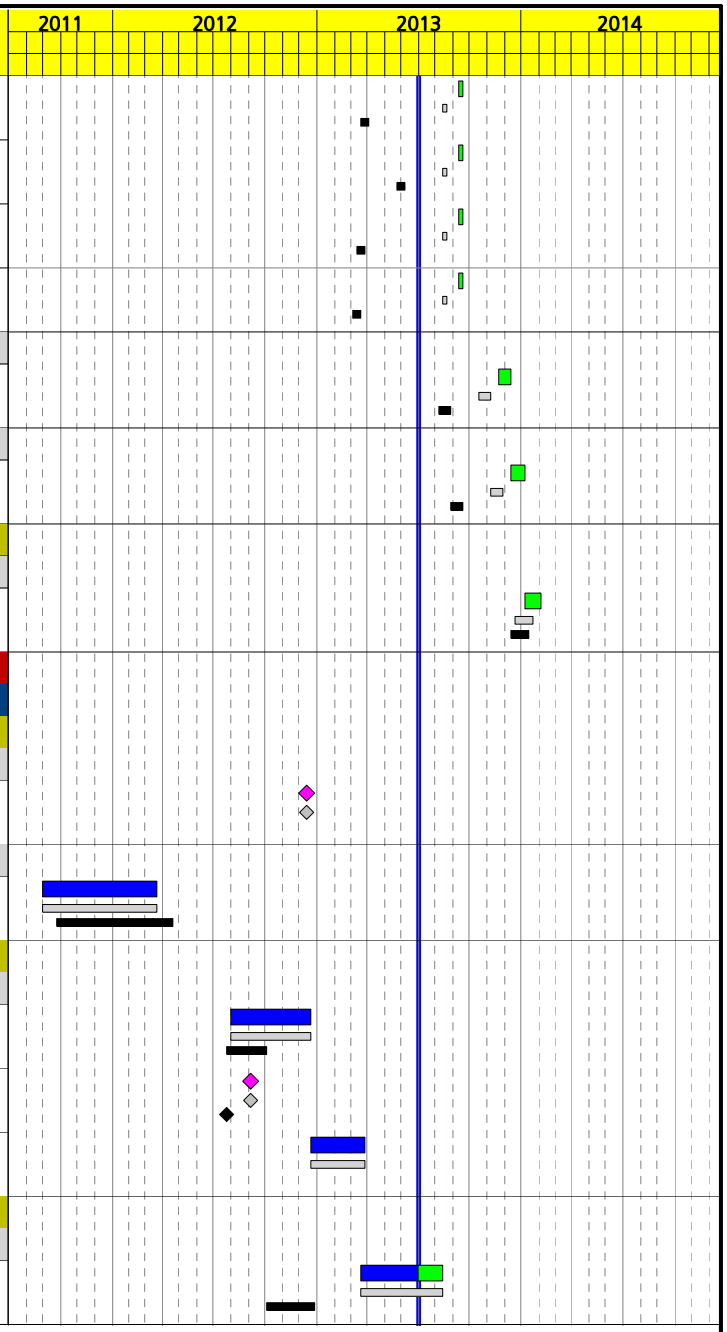

Activity ID	Activity Description	Orig Dur	% Comp	Early Start	Early Finish	Target 1 Early Start	Target 1 Early Finish
Alpha							
Manufacturing & Supply							
Mechanical							
3SAAFBM05A	Manufacture & Supply Deareator Alpha	260	100	23MAR12A	14JUN13A	18APR12	23APR13
3SAAFBM20A	Manufacture & Supply Feed Water Pumps Alpha	234	100	14MAY12A	29MAY13A	03MAY12	03JUL13
Construction							
Civil							
3SAACNC05A	BOP Structure Foundation Alpha	31	82	08APR13A	12JUL13	04OCT12	29NOV12
3SAACNC15A	BOP Structure Installation Alpha	40	0	29JUL13	23SEP13	31DEC12	26FEB13
Mechanical							
3SAACNM15A	Feed Water Pumps Installation Alpha	5	0	15JUL13	19JUL13	04JUL13	24JUL13
3SAACNM05A	Deareator Installation Alpha	10	0	24SEP13	07OCT13	24APR13	22MAY13
Electrical							
3SAACNE10A	Electrical Installation Feed Water Area Alpha	25	0	09OCT13	13NOV13	17JUL13	20AUG13
Instrumentation & Control							
3SAACNI05A	I&C Installation Feed Water Area Alpha	40	0	16OCT13	12DEC13	05SEP13	10OCT13
Commissioning & Start Up							
Mechanical							
3SAAPEM05A	Feed Water Pumps Precommissioning Alpha	10	0	13DEC13	27DEC13	15NOV13	13DEC13
Instrumentation & Control							
3SAAPEI20A	Signal Tests Feed Water Area Alpha	20	0	13DEC13	13JAN14	11OCT13	07NOV13
Beta							
Manufacturing & Supply							
Mechanical							
3SAAFBM05B	Manufacture & Supply Deareator Beta	260	100	23MAR12A	19JUN13A	18APR12	23APR13
3SAAFBM20B	Manufacture & Supply Feed Water Pumps Beta	234	100	14MAY12A	29MAY13A	03MAY12	03JUL13

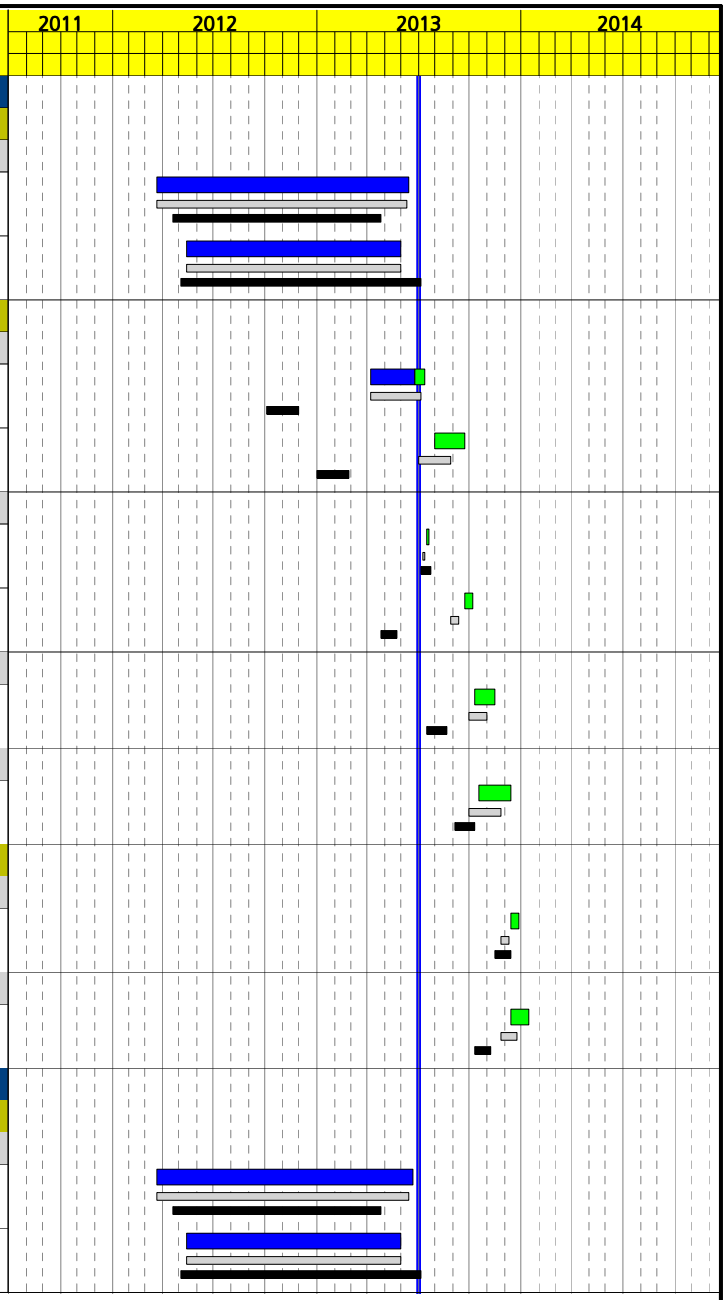

Activity ID	Activity Description	Orig Dur	% Comp	Early Start	Early Finish	Target 1 Early Start	Target 1 Early Finish
Construction							
Civil							
3SAACNC05B	BOP Structure Foundation Beta	31	84	08APR13A	12JUL13	01NOV12	28DEC12
3SAACNC15B	BOP Structure Installation Beta	40	0	29JUL13	23SEP13	31DEC12	26FEB13
Mechanical							
3SAACNM15B	Feed Water Pumps Installation Beta	5	0	15JUL13	19JUL13	04JUL13	24JUL13
3SAACNM05B	Deareator Installation Beta	10	0	24SEP13	07OCT13	24APR13	22MAY13
Electrical							
3SAACNE10B	Electrical Installation Feed Water Area Beta	25	0	15OCT13	19NOV13	27SEP13	31OCT13
Instrumentation & Control							
3SAACNI05B	I&C Installation Feed Water Area Beta	40	0	22OCT13	18DEC13	01NOV13	06DEC13
Commissioning & Start Up							
Mechanical							
3SAAPEM05B	Feed Water Pumps Precommissioning Beta	10	0	19DEC13	03JAN14	13DEC13	13JAN14
Instrumentation & Control							
3SAAPEI20B	Signal Tests Feed Water Area Beta	20	0	19DEC13	17JAN14	09DEC13	07JAN14
Cooling Water system							
Common							
Procurement							
Mechanical							
3BARCOM20	P.O. Cooling Tower	40	100	08SEP11A	23MAR12A	09MAR12	04MAY12
Engineering							
Civil							
3BARIGC15	Delivery of GA, Forms & Loads of Cooling Tower	0	100	11APR12A		10MAY12	
3BARIGC25	Civil Works Engineering for Cooling Towers	40	100	12APR12A	27JUL12A	10MAY12	20JUN12
3BARIGC35	CW Eng. and BV Approval of Cooling Pumps Pit	50	100	01AUG12A	07DEC12A		

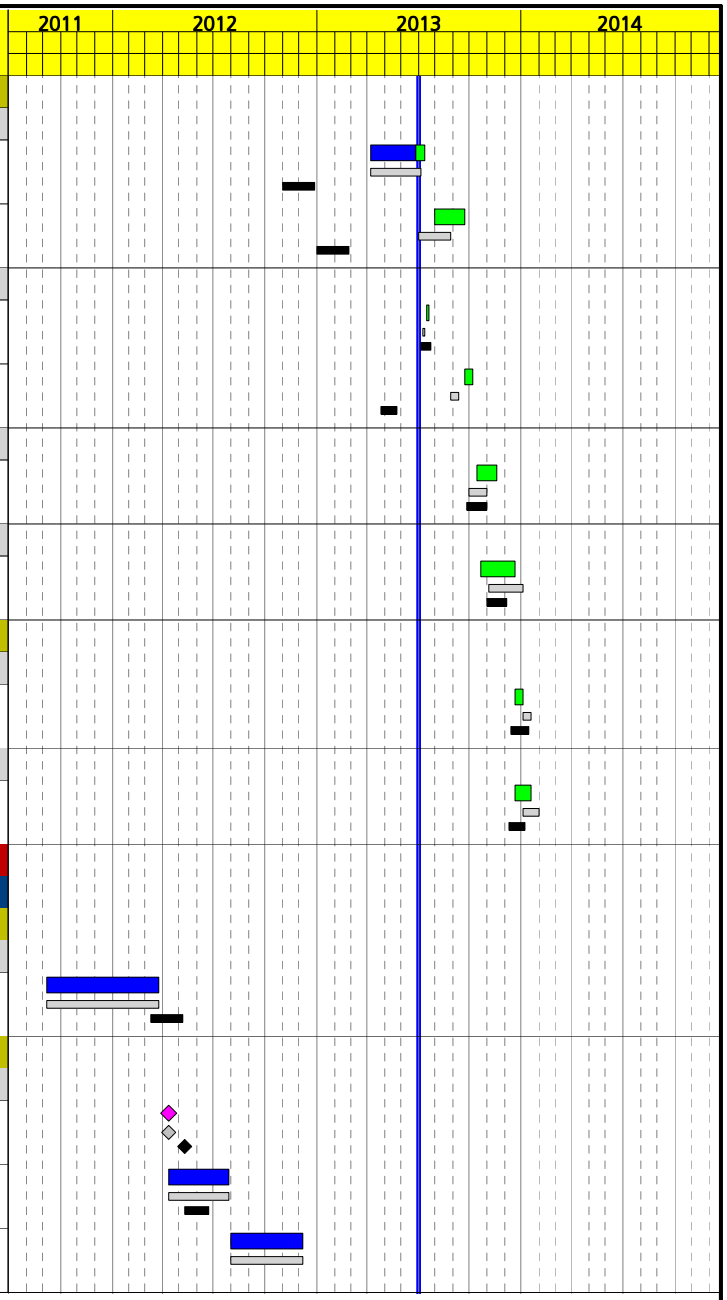

Activity ID	Activity Description	Orig Dur	% Comp	Early Start	Early Finish	Target 1 Early Start	Target 1 Early Finish
Manufacturing & Supply							
Mechanical							
3BARFBM05	Manufacture & Supply Cooling Pumps (No motor)	210	92	14MAY12A	27AUG13	03MAY12	26MAR13
3BARFBM15	Delivery of Auxiliary Cooling Pumps (No Motor)	0	100	18MAR13A			
Alpha							
Manufacturing & Supply							
Mechanical							
3BARFBM15A	Manufacture & Supply Cooling Tower Alpha	210	100	27MAR12A	02JAN13A	07MAY12	16JAN13
Construction							
Civil							
3BARCNC05A	Cooling Tower Basin & Foundation Alpha	30	100	01AUG12A	31AUG12A	10SEP12	17DEC12
3BARCNC25A	Cooling Pumps Retention Basin&Foundations Alpha	30	100	13FEB13A	15APR13A	15JAN13	26FEB13
3BARCNC35A	Aux. Structure Installation in Cooling Area Alph	20	0	29OCT13	27NOV13	11JUL13	07AUG13
Mechanical							
3BARCNM10A	Cooling Towers Assembly Alpha	70	100	01NOV12A	20FEB13A	17JAN13	07JUN13
3BARCNM30A	Aux. Cooling Pumps Installation Alpha	10	0	12AUG13	23AUG13	27MAR13	09APR13
3BARCNM05A	Main Cooling Pumps Installation Alpha	10	0	28AUG13	11SEP13	10APR13	23APR13
Electrical							
3BARCNE05A	Electrical Installation Cooling Tower Alpha	30	0	08AUG13	19SEP13	17JUL13	27AUG13
Instrumentation & Control							
3BARCNI05A	I&C Installation Cooling Area Alpha	30	0	30SEP13	08NOV13	14AUG13	25SEP13
Commissioning & Start Up							
Mechanical							
3BARPEM05A	Cooling Pumps Precommissioning Alpha	10	0	20SEP13	03OCT13	07NOV13	12DEC13
3BARPEM15A	Cooling Tower Precommissioning Alpha	10	0	04OCT13	17OCT13	13DEC13	06JAN14

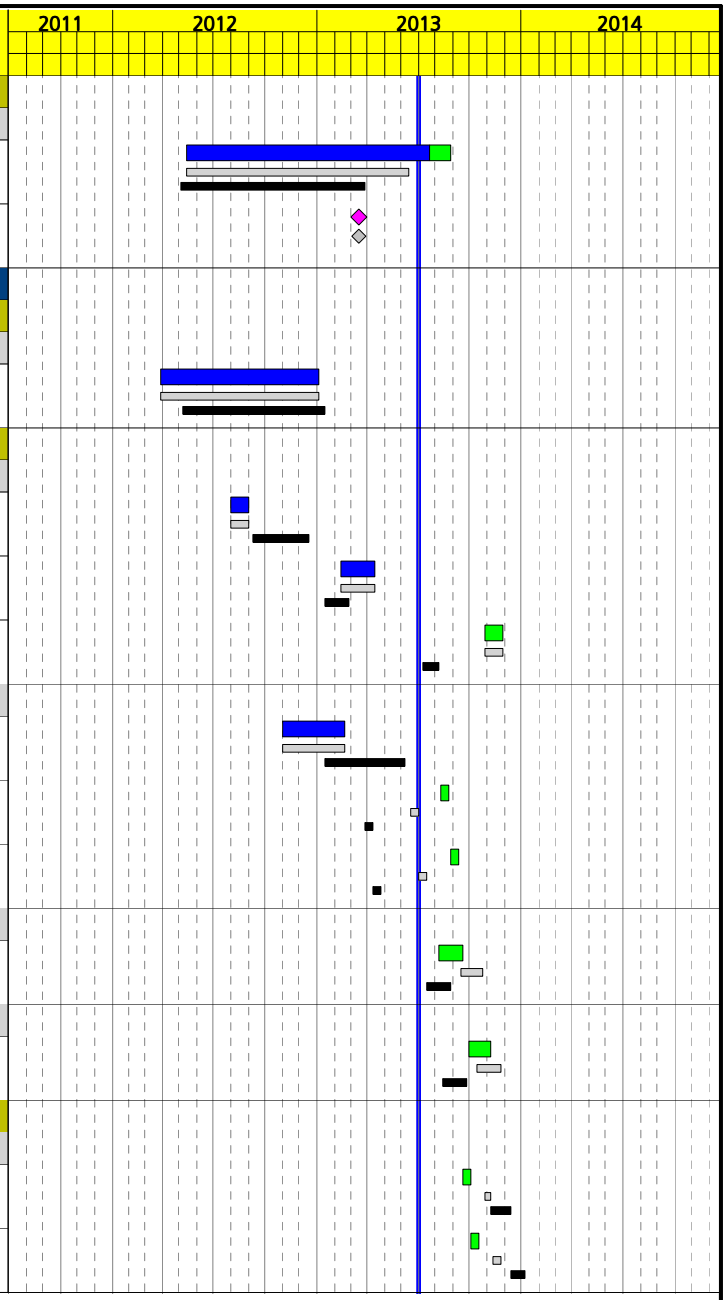

Activity ID	Activity Description	Orig Dur	% Comp	Early Start	Early Finish	Target 1 Early Start	Target 1 Early Finish
Instrumentation & Control							
3BARPEI10A	Signal Test Cooling System Alpha	25	0	11NOV13	17DEC13	07NOV13	12DEC13
Beta							
Manufacturing & Supply							
Mechanical							
3BARFBM15B	Manufacture & Supply Cooling Tower Beta	225	100	26MAR12A	02JAN13A	07MAY12	07FEB13
Construction							
Civil							
3BARCNC05B	Cooling Tower Basin & Foundation Beta	30	100	01AUG12A	31AUG12A	10SEP12	17DEC12
3BARCNC25B	Cooling Pumps Retention Basin & Foundations Beta	30	100	13FEB13A	15APR13A	15JAN13	26FEB13
3BARCNC35B	Aux. Structure Installation in Cooling Area Beta	20	0	29OCT13	27NOV13	11JUL13	07AUG13
Mechanical							
3BARCNM10B	Cooling Towers Assembly Beta	69	100	01NOV12A	06MAR13A	08FEB13	28JUN13
3BARCNM30B	Aux. Cooling Pumps Installation Beta	10	0	12AUG13	23AUG13	27MAR13	09APR13
3BARCNM05B	Main Cooling Pumps Installation Beta	10	0	28AUG13	11SEP13	10APR13	23APR13
Electrical							
3BARCNE05B	Electrical Installation Cooling Tower Beta	30	0	08AUG13	19SEP13	07AUG13	18SEP13
Instrumentation & Control							
3BARCNI05B	I&C Installation Cooling Area Beta	30	0	25SEP13	05NOV13	19SEP13	30OCT13
Commissioning & Start Up							
Mechanical							
3BARPEM05B	Cooling Pumps Precommissioning Beta	10	0	20SEP13	03OCT13	31OCT13	05DEC13
3BARPEM15B	Cooling Tower Precommissioning Beta	10	0	04OCT13	17OCT13	06DEC13	27DEC13
Instrumentation & Control							
3BARPEI10B	Signal Test Cooling System Beta	25	0	06NOV13	12DEC13	06DEC13	13JAN14

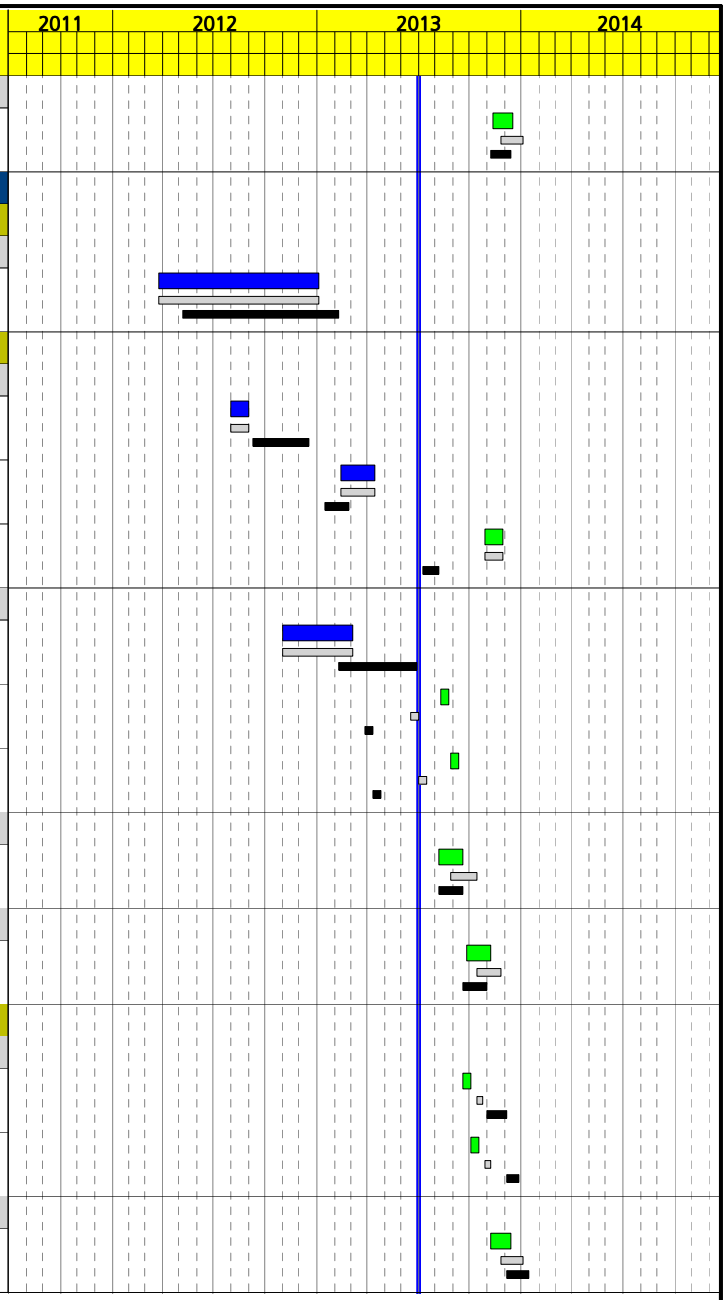

Activity ID	Activity Description	Orig Dur	% Comp	Early Start	Early Finish	Target 1 Early Start	Target 1 Early Finish
Raw Water Wells							
Common							
Procurement							
Civil							
3WELCOC40	P.O. of Final Wells	40	100	29AUG11A	06JAN12A	07MAR12	02MAY12
Engineering							
Civil							
3WELIGC10	Data Forms & Loads Raw Water Tanks	0	100	08MAR12A		14JUN12	
3WELIGC20	Design Foundation Raw Water Tanks	23	100	09MAR12A	10MAY12A	14JUN12	25JUL12
Construction							
Civil							
3WELCNC50	End of Temporary Wells Usage Permit	0	100		28SEP12A		06MAR12
Alpha							
Construction							
Civil							
3WELCNC30A	Final Wells Construction Alpha	80	78	20MAR12A	14AUG13	03MAY12	22AUG12
3WELCNC40A	Raw Water Tank Foundation Alpha	18	100	01JUN12A	18JUL12A	26JUL12	19SEP12
Mechanical							
3WELCNM55A	Raw Water Tank Erection+HT Alpha	70	100	06AUG12A	27MAR13A	20SEP12	04FEB13
3WELCNM85A	Pipe Installation to Raw Water Tank+HT Alpha	30	0	26JUL13	06SEP13	09AUG12	19SEP12
Commissioning & Start Up							
Civil							
3WELPEC40A	1st Well Start Up Alpha	16	100	11MAY12A	25SEP12A	26JUL12	16AUG12
3WELPEC50A	2nd Well Start Up Alpha	20	83	29MAY12A	16JUL13	23AUG12	19SEP12
Beta							
Construction							
Civil							
3WELCNC30B	Final Wells Construction Beta	80	69	01MAR12A	12SEP13	03MAY12	22AUG12



Activity ID	Activity Description	Orig Dur	% Comp	Early Start	Early Finish	Target 1 Early Start	Target 1 Early Finish
3WELCNC40B	Raw Water Tank Foundation Beta	18	100	01JUN12A	06JUL12A	26JUL12	19SEP12
Mechanical							
3WELCNM55B	Raw Water Tank Erection+HT Beta	56	100	17SEP12A	15MAR13A	20SEP12	04FEB13
3WELCNM85B	Pipe Installation to Raw Water Tank+HT Beta	30	0	15AUG13	26SEP13	26JUL12	05SEP12
Commissioning & Start Up							
Civil							
3WELPEC40B	1st Well Start Up Beta	20	100	30APR12A	11MAY12A	26JUL12	22AUG12
3WELPEC50B	2nd Well Start Up Beta	20	100	01NOV12A	26NOV12A	23AUG12	19SEP12
3WELPEC60B	3rd Well Start Up Beta	20	0	01JUL13	29JUL13		
Water Treatment Plant							
Common							
Procurement							
Civil							
3TRACOC65	Purchase of WTP Structure	35	100	19NOV12A	27JUN13A		
Mechanical							
3TRACOM10	P.O. Water Treatment Plant	40	100	27APR11A	31AUG12A	07MAR12	02MAY12
3TRACOM20	P.O. Water Treatment Plant Assembly	39	35	06MAR13A	15JUL13		
Engineering							
Civil							
3TRAIGC30	Delivery WTP Forms & Loads	0	100	20SEP12A		28JUN12	
3TRAIGC40	Civil Engineering WTP Area + BV Approval	50	100	21SEP12A	23MAY13A	28JUN12	05SEP12
Mechanical							
3TRAIGM20	WTP Engineering	54	100	01AUG12A	07JUN13A	03MAY12	15AUG12
Manufacturing & Supply							
Civil							
3TRAFBC25	Manufacture&Supply of WTP Rack	31	31	19JUN13A	13AUG13		



Activity ID	Activity Description	Orig Dur	% Comp	Early Start	Early Finish	Target 1 Early Start	Target 1 Early Finish
3TRAFBC15	Manufacture & Supply WTP Building Materials	50	21	28JUN13A	20SEP13	23AUG12	31OCT12
Mechanical							
3TRAFBM05	Manufacture & Supply WTP Equipment	193	86	01NOV12A	02OCT13	21JUN12	05MAR13
3TRAFBM15	Delivery of First Equipment	0	100	28JUN13A			
Electrical							
3TRAFBE05	Manufacture & Supply WTP Electrical Cabinets	105	87	14DEC12A	04SEP13	14JUN12	17OCT12
Alpha							
Construction							
Civil							
3TRACNC35A	Water Tanks Foundation Alpha	70	100	09AUG12A	26OCT12A	06SEP12	13DEC12
3TRACNC05A	Civil Works Water Treatment Plant Alpha	40	24	12JUN13A	01AUG13	25OCT12	06DEC12
3TRACNC20A	WTP Rack Assembly Alpha	20	0	14AUG13	11SEP13		
3TRACNC10A	Water Treatment Plant Building Erection Alpha	50	0	06SEP13	15NOV13	07DEC12	19FEB13
Mechanical							
3TRACNM60A	Cooling Tower MakeUp Water Tank Erection+HT Alph	65	100	22OCT12A	26MAR13A	04OCT12	19FEB13
3TRACNM90A	Cooling Tower Blowdown Tank Erection+HT Alpha	55	100	19NOV12A	29MAR13A	07DEC12	14JAN13
3TRACNM70A	Polisher Feed Water Tank Erection Alpha	15	100	14FEB13A	28MAR13A	15JAN13	19FEB13
3TRACNM75A	Polished Water Tank Erection Alpha	15	100	14FEB13A	25MAR13A	20FEB13	19MAR13
3TRACNM30A	Hydraulic Test Polished & Osmo Water Tanks Alpha	20	100	01APR13A	08APR13A	15NOV13	13DEC13
3TRACNM15A	WTP Equipment Installation Alpha	100	64	01MAY13A	15NOV13	29JAN13	08MAY13
3TRACNM40A	Interconnection WTP Piping Assembly Alpha	140	16	01MAY13A	17JAN14	03APR13	17JUL13
3TRACNM20A	On Site Reverse Osmosis Piping Inst. Alpha	50	0	16JUL13	24SEP13		

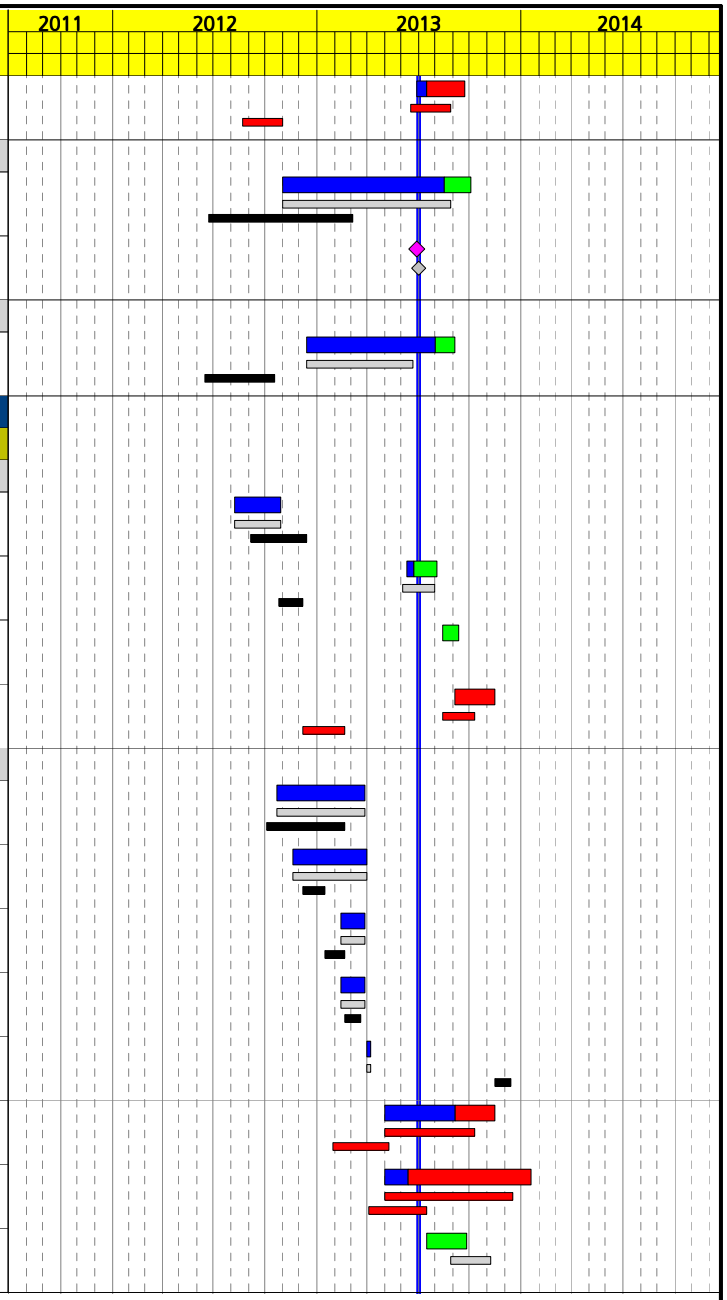

Activity ID	Activity Description	Orig Dur	% Comp	Early Start	Early Finish	Target 1 Early Start	Target 1 Early Finish
Electrical							
3TRACNE20A	Electrical Installation WTP Alpha	150	16	01MAY13A	31JAN14	04JUL13	07AUG13
3TRACNE10A	On Site Electrical Inst. Reverse Osmosis Alpha	25	0	25SEP13	29OCT13		
Instrumentation & Control							
3TRACNI15A	I&C Installation Water Treatment Plant Alpha	150	64	01MAY13A	31JAN14	18JUL13	11SEP13
3TRACNI05A	I&C Installation Reverse Osmosis Alpha	20	0	25SEP13	22OCT13		
Commissioning & Start Up							
Mechanical							
3TRAPEM25A	Reverse Osmosis Start Up Alpha	25	0	30OCT13	05DEC13		
3TRAPEM15A	Reverse Osmosis Operational Alpha	0	0	06DEC13			
3TRAPEM05A	Water Treatment Plant Start Up Alpha	40	0	17FEB14	11APR14	20SEP13	14NOV13
Electrical							
3TRAPEE05A	Electrical Commissioning WTP Alpha	10	0	03FEB14	14FEB14	21AUG13	03SEP13
Instrumentation & Control							
3TRAPEI15A	Signal Test Water Treatment Plant Alpha	25	0	03FEB14	07MAR14	12SEP13	17OCT13
Beta							
Construction							
Civil							
3TRACNC35B	Water Tanks Foundation Beta	70	100	06AUG12A	31OCT12A	06SEP12	13DEC12
3TRACNC05B	Civil Works Water Treatment Plant Beta	40	24	12JUN13A	01AUG13	25OCT12	06DEC12
3TRACNC20B	WTP Rack Assembly Beta	20	0	14AUG13	11SEP13		
3TRACNC10B	Water Treatment Plant Building Erection Beta	50	0	09SEP13	18NOV13	07DEC12	19FEB13
Mechanical							
3TRACNM60B	Cooling Tower MakeUp Water Tank Erection+HT Beta	85	100	25OCT12A	19MAR13A	04OCT12	19FEB13
3TRACNM90B	Cooling Tower Blowdown Tank Erection+HT Beta	55	100	20NOV12A	28MAR13A	14DEC12	21JAN13

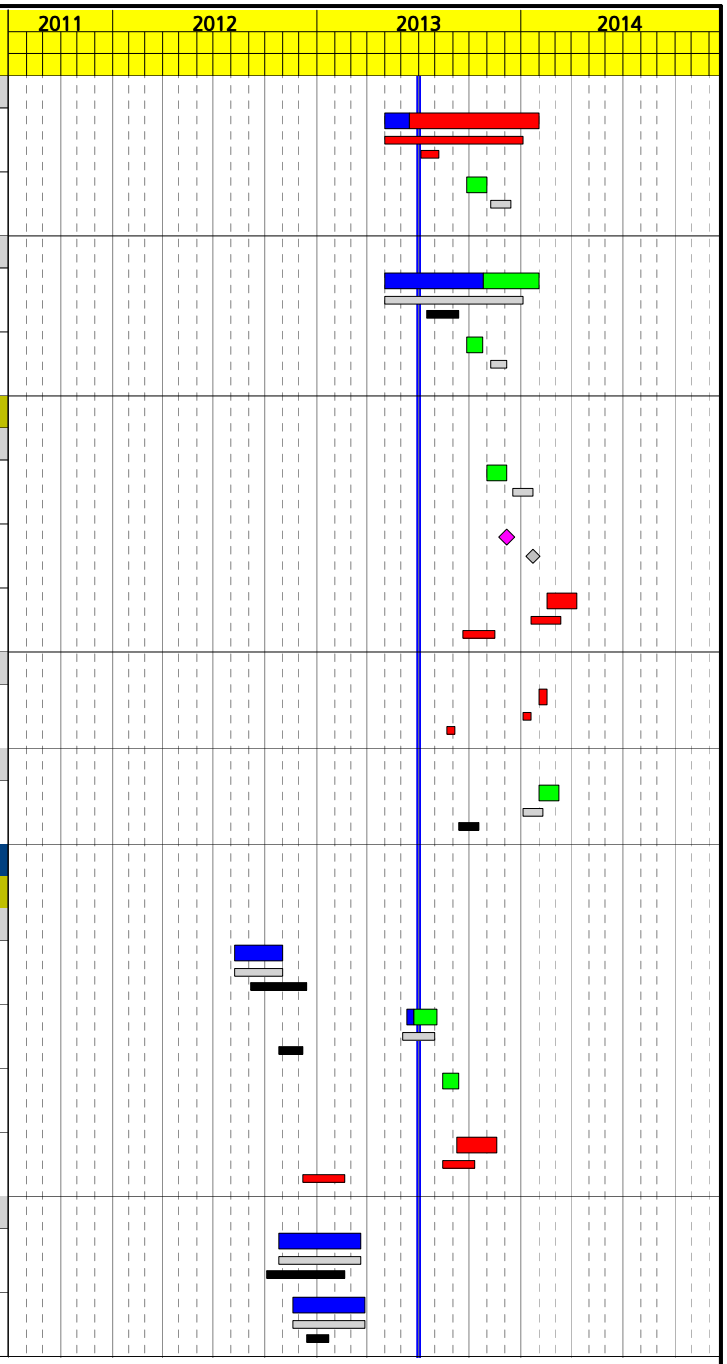

Activity ID	Activity Description	Orig Dur	% Comp	Early Start	Early Finish	Target 1 Early Start	Target 1 Early Finish
3TRACNM70B	Polisher Feed Water Tank Erection Beta	20	100	27FEB13A	28MAR13A	22JAN13	26FEB13
3TRACNM75B	Polished Water Tank Erection Beta	15	100	27FEB13A	29MAR13A	27FEB13	26MAR13
3TRACNM30B	Hydraulic Test Water Tanks Beta	20	100	08APR13A	12APR13A	13DEC13	13JAN14
3TRACNM15B	WTP Equipment Installation Beta	100	64	01MAY13A	18NOV13	29JAN13	08MAY13
3TRACNM40B	Interconnection WTP Piping Assembly Beta	150	16	01MAY13A	29JAN14	03APR13	17JUL13
3TRACNM20B	Reverse Osmosis Piping Installation Beta	50	0	16JUL13	24SEP13		
Electrical							
3TRACNE20B	Electrical Installation WTP Beta	161	16	01MAY13A	12FEB14	04JUL13	07AUG13
3TRACNE10B	Electrical Installation Reverse Osmosis Beta	25	0	25SEP13	29OCT13		
Instrumentation & Control							
3TRACNI15B	I&C Installation Water Treatment Plant Beta	162	64	01MAY13A	19FEB14	18JUL13	11SEP13
3TRACNI05B	I&C Installation Reverse Osmosis Beta	20	0	25SEP13	22OCT13		
Commissioning & Start Up							
Mechanical							
3TRAPEM25B	Reverse Osmosis Start Up Beta	25	0	30OCT13	05DEC13		
3TRAPEM15B	Reverse Osmosis Operational Beta	0	0	06DEC13			
3TRAPEM05B	Water Treatment Plant Start Up Beta	40	0	27FEB14	23APR14	17OCT13	12DEC13
Electrical							
3TRAPEE05B	Electrical Commissioning WTP Beta	10	0	06FEB14	19FEB14	26SEP13	09OCT13
Instrumentation & Control							
3TRAPEI15B	Signal Test Water Treatment Plant Beta	25	0	20FEB14	26MAR14	10OCT13	13NOV13

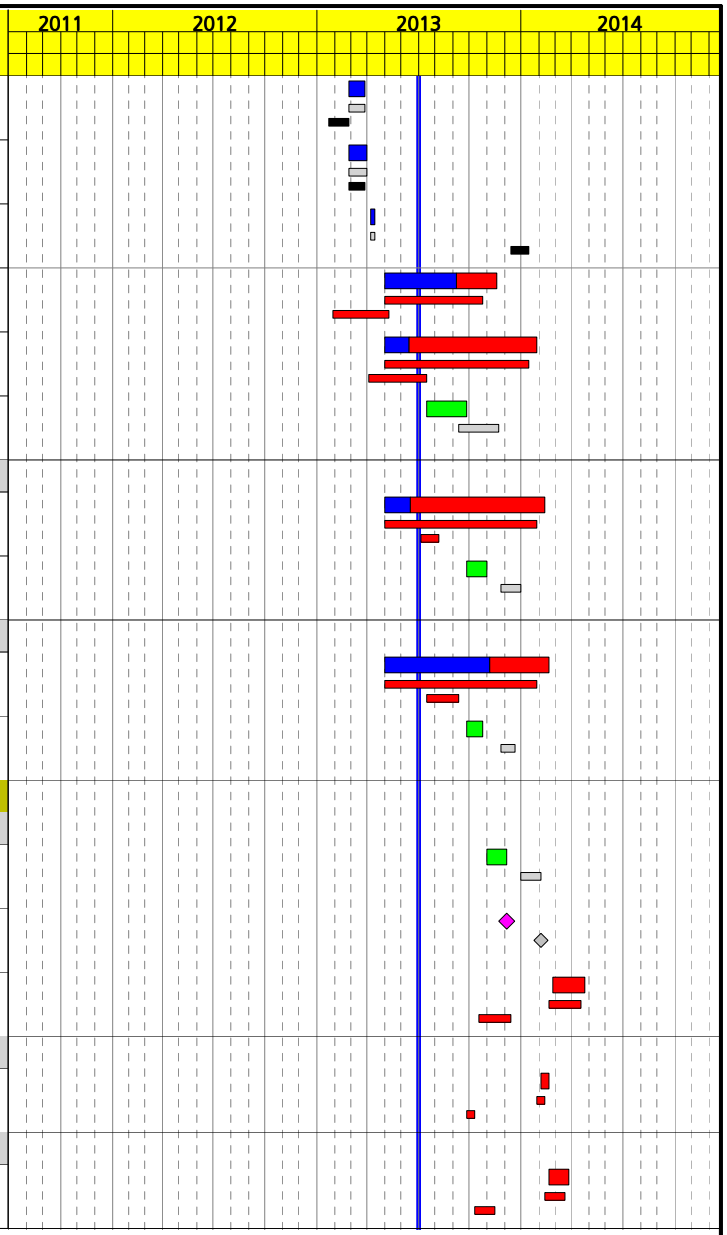

Activity ID	Activity Description	Orig Dur	% Comp	Early Start	Early Finish	Target 1 Early Start	Target 1 Early Finish
Zero Discharge Waste Treatment							
Alpha							
Construction							
Civil							
3EFLCNC40A	PB Drainage Installation Alpha	140	54	01OCT12A	25SEP13	30JUL12	14MAR13
3EFLCNC05A	Drainage System Main Sump Alpha	40	0	01AUG13	26SEP13		
Mechanical							
3EFLCNM50A	Piping & Accesories Effluent Piping Inst. Alpha	65	72	27MAY13A	07NOV13	27MAR13	26JUN13
3EFLCNM30A	Drainage Pumps Installation Alpha	5	0	27SEP13	03OCT13		
3EFLCNM60A	Oil Separator Installation Alpha	15	0	03OCT13	23OCT13	06MAR13	26MAR13
3EFLCNM70A	Waste Water Tank Installation Alpha	10	0	03OCT13	16OCT13	06MAR13	19MAR13
3EFLCNM80A	Waste Oil Tank Installation Alpha	10	0	03OCT13	16OCT13	06MAR13	19MAR13
3EFLCNM90A	Oil Separator & Waste Water Pumps Inst. Alpha	15	0	04OCT13	24OCT13	17JAN13	07FEB13
Electrical							
3EFLCNE10A	Electrical Cable & Connection Waste Area Alpha	20	0	11OCT13	07NOV13	30MAY13	24JUL13
Instrumentation & Control							
3EFLCNI10A	I&C Installation Waste Area Alpha	20	0	11OCT13	07NOV13	30MAY13	24JUL13
Commissioning & Start Up							
Mechanical							
3EFLPEM05A	Drainage Pumps Commissioning Alpha	15	0	01NOV13	25NOV13		
3EFLPEM20A	Pumps Commissioning Waste Area Alpha	5	0	08NOV13	15NOV13	25JUL13	21AUG13
3EFLPEM10A	Start Up Waste Area Alpha	10	0	18NOV13	02DEC13	22AUG13	19SEP13
Instrumentation & Control							
3EFLPEI10A	Signal Testing Waste Area Alpha	15	0	25OCT13	15NOV13	25JUL13	21AUG13

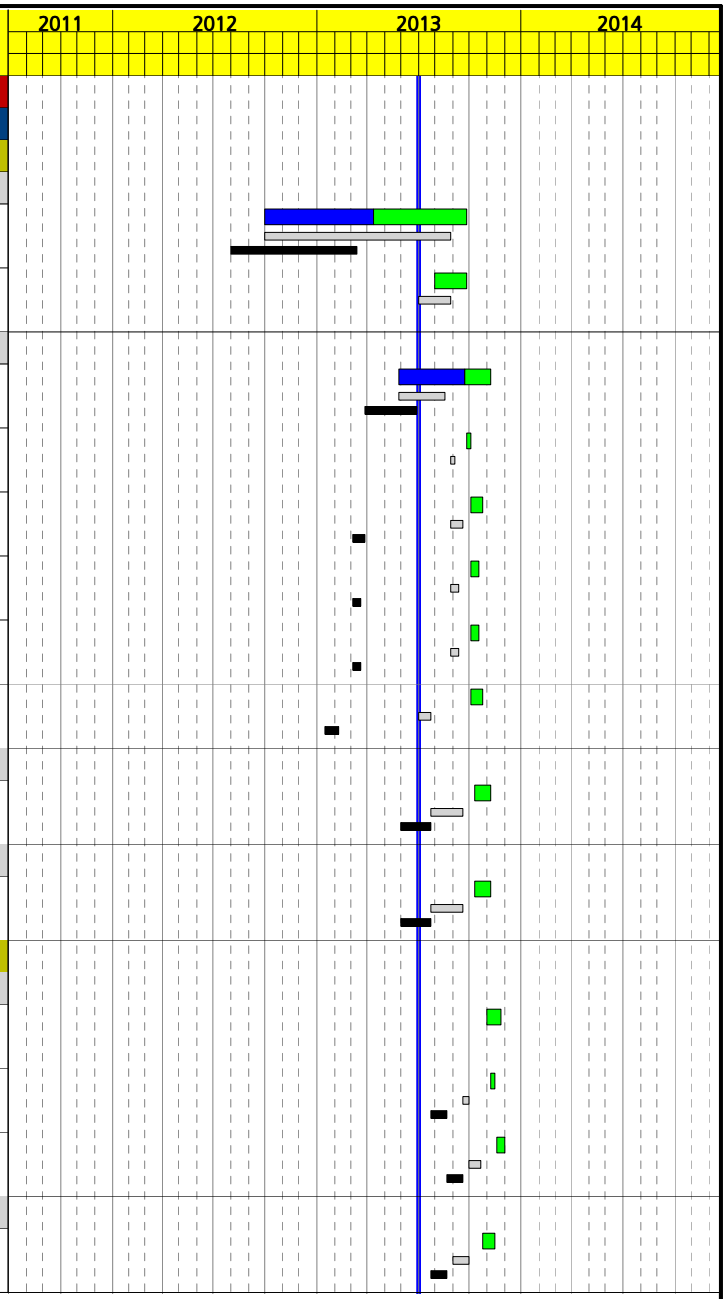

Activity ID	Activity Description	Orig Dur	% Comp	Early Start	Early Finish	Target 1 Early Start	Target 1 Early Finish
Beta							
Construction							
Civil							
3EFLCNC40B	PB Drainage Installation Beta	140	54	01OCT12A	25SEP13	30JUL12	14MAR13
3EFLCNC05B	Drainage System Main Sump Beta	40	0	01AUG13	26SEP13		
Mechanical							
3EFLCNM50B	Piping & Accesories Effluent Piping Inst. Beta	65	45	27MAY13A	08NOV13	27MAR13	26JUN13
3EFLCNM30B	Drainage Pumps Installation Beta	5	0	27SEP13	03OCT13		
3EFLCNM60B	Oil Separator Installation Beta	15	0	03OCT13	23OCT13	06MAR13	26MAR13
3EFLCNM70B	Waste Water Tank Installation Beta	10	0	03OCT13	16OCT13	06MAR13	19MAR13
3EFLCNM80B	Waste Oil Tank Installation Beta	10	0	03OCT13	16OCT13	06MAR13	19MAR13
3EFLCNM90B	Oil Separator & Waste Water Pumps Inst. Beta	15	0	07OCT13	25OCT13	17JAN13	07FEB13
Electrical							
3EFLCNE10B	Electrical Cable & Connection Waste Area Beta	20	0	14OCT13	08NOV13	30MAY13	24JUL13
Instrumentation & Control							
3EFLCNI10B	I&C Installation Waste Area Beta	20	0	14OCT13	08NOV13	30MAY13	24JUL13
Commissioning & Start Up							
Mechanical							
3EFLPEM05B	Drainage Pumps Commissioning Beta	15	0	05NOV13	27NOV13		
3EFLPEM20B	Pumps Commissioning Waste Area Beta	5	0	11NOV13	18NOV13	25JUL13	21AUG13
3EFLPEM10B	Start Up Waste Area Beta	10	0	04DEC13	17DEC13	22AUG13	19SEP13
Instrumentation & Control							
3EFLPEI10B	Signal Testing Waste Area Beta	15	0	11NOV13	03DEC13	25JUL13	21AUG13

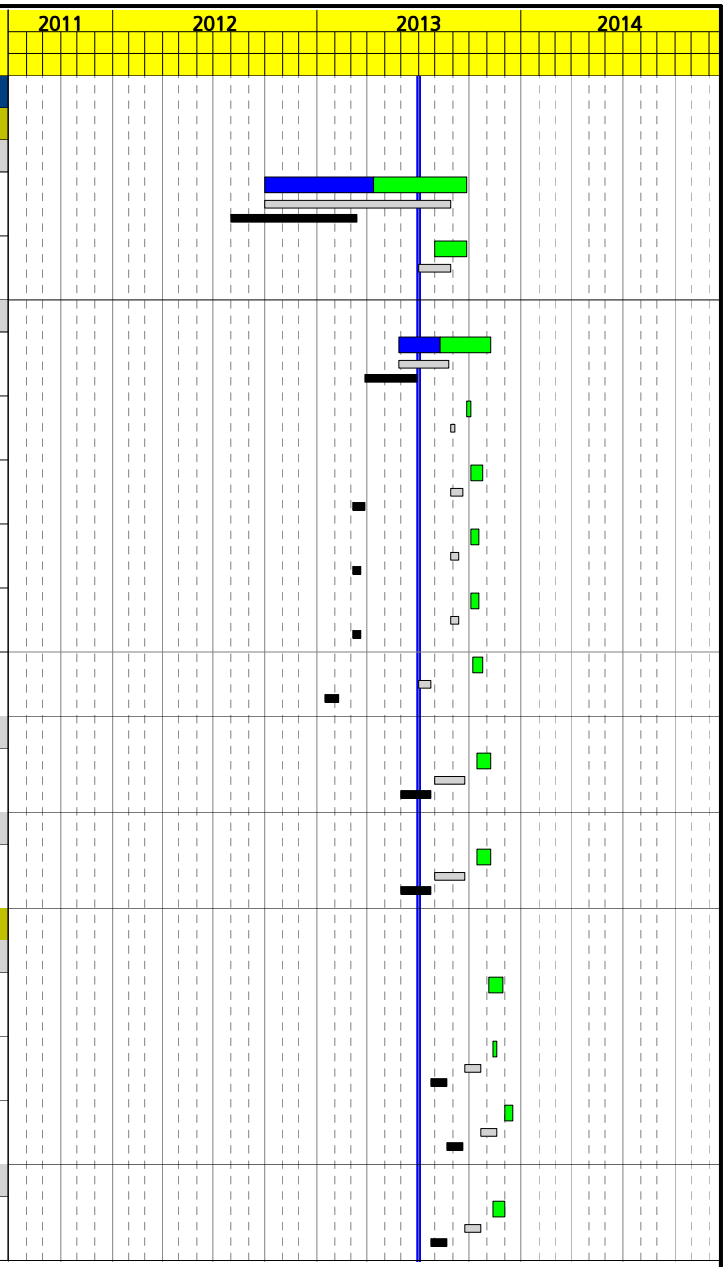

Activity ID	Activity Description	Orig Dur	% Comp	Early Start	Early Finish	Target 1 Early Start	Target 1 Early Finish
Nitrogen System							
Common							
Procurement							
Mechanical							
3NITCOM05	P.O. Nitrogen System (ASI)	39	100	14NOV12A	24MAY13A	04SEP12	29OCT12
Engineering							
Civil							
3NITIGC15	Deliver Nitrogen Plant Forms & Loads	0	100	24MAY13A		27DEC12	
3NITIGC25	Civil Engineering Nitrogen Plant	10	33	27MAY13A	02AUG13	27DEC12	08MAR13
Alpha							
Manufacturing & Supply							
Mechanical							
3NITFBM05A	Manufacture & Supply Nitrogen System (ASI) Alpha	77	5	27MAY13A	01OCT13	30OCT12	15FEB13
Construction							
Civil							
3NITCNC05A	Foundation & Fencing Nitrogen System Alpha	30	0	19AUG13	30SEP13	11MAR13	19APR13
Mechanical							
3NITCNM17A	Nitrogen Piping & Acc. Assembly + HT Alpha	40	0	18SEP13	13NOV13	28MAY13	22JUL13
3NITCNM05A	Nitrogen System Assembly (ASI) Alpha	20	0	02OCT13	29OCT13	22APR13	27MAY13
Instrumentation & Control							
3NITCNI35A	I&C Installation Nitrogen System Alpha	20	0	16OCT13	13NOV13	02JUL13	22JUL13
Commissioning & Start Up							
Mechanical							
3NITPEM20A	Commissioning Nitrogen System Alpha	10	0	21NOV13	05DEC13	24OCT13	06NOV13
Instrumentation & Control							
3NITPEI10A	Signal Testing Nitrogen System Alpha	10	0	06NOV13	20NOV13	26SEP13	09OCT13

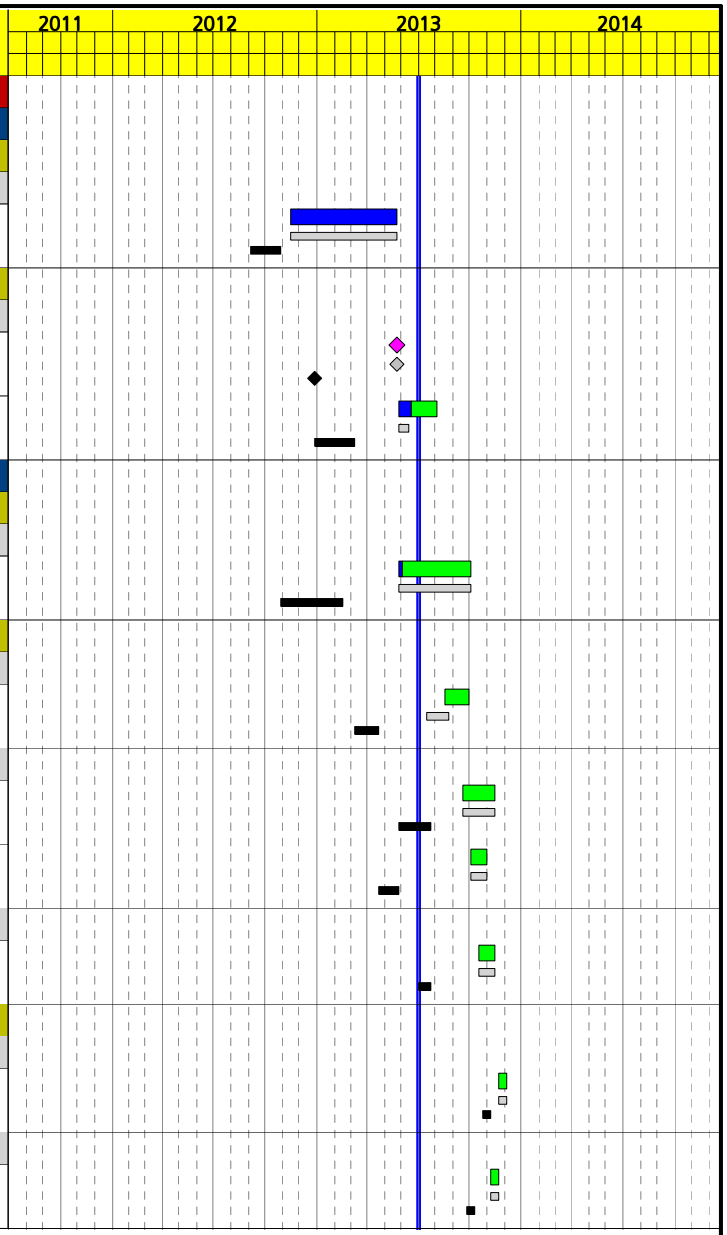

Activity ID	Activity Description	Orig Dur	% Comp	Early Start	Early Finish	Target 1 Early Start	Target 1 Early Finish
Beta							
Manufacturing & Supply							
Mechanical							
3NITFBM05B	Manufacture & Supply Nitrogen System (ASI) Beta	77	5	27MAY13A	01OCT13	30OCT12	15FEB13
Construction							
Civil							
3NITCNC05B	Foundation & Fencing Nitrogen System Beta	30	0	19AUG13	30SEP13	08APR13	20MAY13
Mechanical							
3NITCNM17B	Nitrogen Piping & Acc. Assembly + HT Beta	40	0	18SEP13	13NOV13	25JUN13	19AUG13
3NITCNM05B	Nitrogen System Assembly (ASI) Beta	20	0	02OCT13	29OCT13	21MAY13	24JUN13
Instrumentation & Control							
3NITCNI35B	I&C Installation Nitrogen System Beta	20	0	16OCT13	13NOV13	30JUL13	19AUG13
Commissioning & Start Up							
Mechanical							
3NITPEM20B	Commissioning Nitrogen System Beta	10	0	21NOV13	05DEC13	07NOV13	21NOV13
Instrumentation & Control							
3NITPEI10B	Signal Testing Nitrogen System Beta	10	0	06NOV13	20NOV13	24OCT13	06NOV13
Chemical Dosing							
Common							
Procurement							
Mechanical							
3DQMCOM15	P.O. Chemical Dosing	40	100	06JUN12A	13DEC12A	03MAY12	27JUN12
Engineering							
Civil							
3DQMIGC35	Civil Engineering Chemical Dosing	50	98	14JAN13A	08JUL13	06SEP12	31OCT12
3DQMIGC25	Delivery Chemical Dosing Forms & Loads	0	100	28JAN13A		06SEP12	
Manufacturing & Supply							
Mechanical							
3DQMFBM05	Manufacture & Supply Chemical Dosing Equipment	116	80	14DEC12A	06SEP13	28JUN12	13DEC12

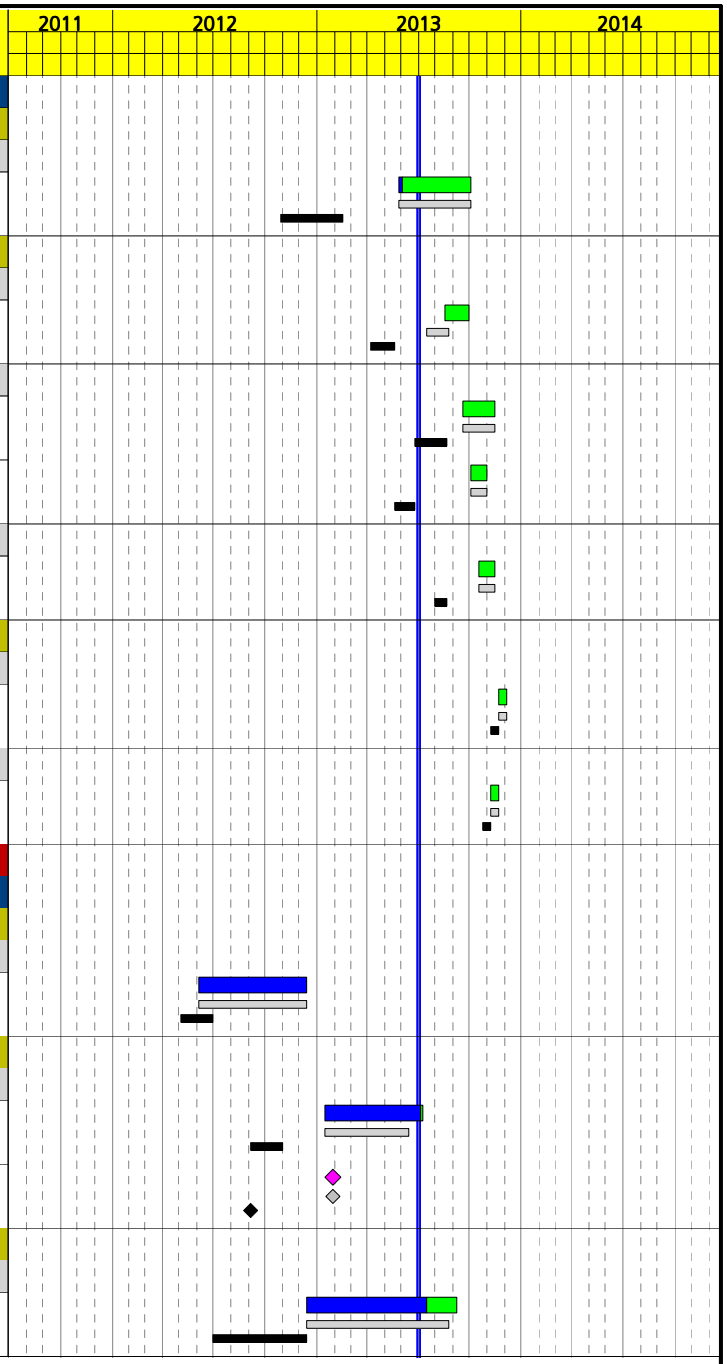

Activity ID	Activity Description	Orig Dur	% Comp	Early Start	Early Finish	Target 1 Early Start	Target 1 Early Finish
Alpha							
Construction							
Civil							
3DQMCNC25A	Power Block Chem.Dosing Slab & Structure Alpha	40	84	01MAY13A	12JUL13	15NOV12	14JAN13
3DQMCNC15A	Cooling Tower Chem.Dosing Slab & Structure Alpha	40	0	06AUG13	01OCT13	13FEB13	09APR13
Mechanical							
3DQMCNM05A	Chemical Dosing equipment Installation Alpha	45	0	02OCT13	05DEC13	10APR13	12JUN13
Electrical							
3DQMCNE05A	Electrical Installation Chemical Dosing Alpha	15	0	21NOV13	12DEC13	17JUL13	06AUG13
Commissioning & Start Up							
Mechanical							
3DQMPEM10A	Precommissioning Cooling Towers Chem.Dosing Alph	10	0	13DEC13	27DEC13	07NOV13	21NOV13
3DQMPEM15A	Precommissioning Power Block Chem.Dosing Alpha	10	0	30DEC13	13JAN14	22NOV13	05DEC13
3DQMPEM20A	Start Up Chemical Dosing Cooling Towers Alpha	10	0	28JAN14	10FEB14	07JAN14	20JAN14
3DQMPEM35A	Start Up Chemical Dosing Power Block Alpha	10	0	31MAR14	11APR14	27MAR14	09APR14
Instrumentation & Control							
3DQMPEI05A	Chemical Dosing Signal Testing Alpha	30	0	13DEC13	27JAN14	07NOV13	19DEC13
Beta							
Construction							
Civil							
3DQMCNC25B	Power Block Chem.Dosing Slab & Structure Beta	40	82	01MAY13A	12JUL13	27MAR13	22MAY13
3DQMCNC15B	Cooling Tower Chem.Dosing Slab & Structure Beta	40	0	06AUG13	01OCT13	29JAN13	26MAR13
Mechanical							
3DQMCNM05B	Chemical Dosing equipment Installation Beta	45	0	02OCT13	05DEC13	23MAY13	24JUL13
Electrical							
3DQMCNE05B	Electrical Installation Chemical Dosing Beta	15	0	21NOV13	12DEC13	07AUG13	27AUG13

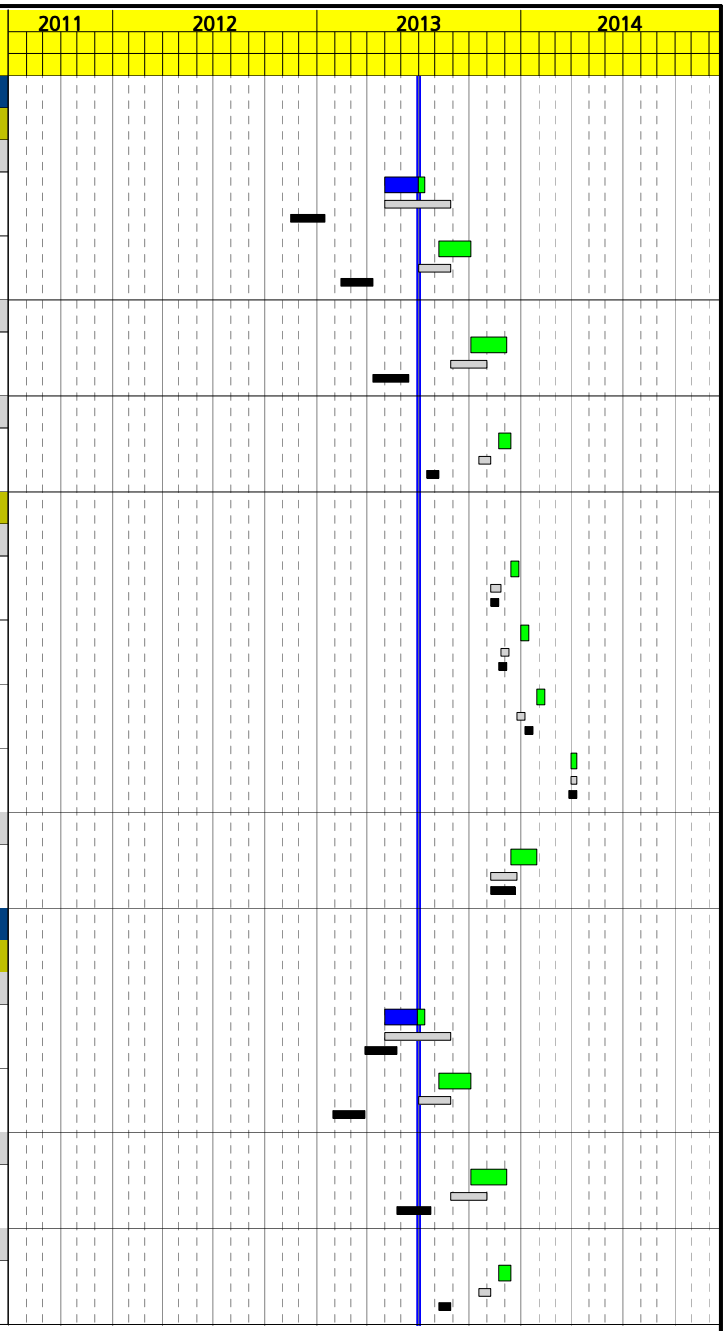

Activity ID	Activity Description	Orig Dur	% Comp	Early Start	Early Finish	Target 1 Early Start	Target 1 Early Finish
Commissioning & Start Up							
Mechanical							
3DQMPEM10B	Precommissioning Cooling Towers Chem.Dosing Beta	10	0	13DEC13	27DEC13	22NOV13	05DEC13
3DQMPEM15B	Precommissioning Power Block Chem.Dosing Beta	10	0	30DEC13	13JAN14	06DEC13	19DEC13
3DQMPEM20B	Start Up Chemical Dosing Cooling Towers Beta	10	0	18FEB14	03MAR14	28JAN14	11FEB14
3DQMPEM35B	Start Up Chemical Dosing Power Block Beta	10	0	15APR14	28APR14	14APR14	25APR14
Instrumentation & Control							
3DQMPEI05B	Chemical Dosing Signal Testing Beta	45	0	13DEC13	17FEB14	22NOV13	27JAN14
Sampling System							
Common							
Procurement							
Mechanical							
3SMUCOM15	P.O. Sampling System	40	100	27DEC12A	27MAR13A	28JUN12	22AUG12
Manufacturing & Supply							
Mechanical							
3SMUFBM05	Manufacture & Supply Sampling System	123	66	01APR13A	09SEP13	01NOV12	12MAR13
Alpha							
Construction							
Mechanical							
3SMUCNM15A	Sampling System Equipment Installation Alpha	30	0	10SEP13	21OCT13	13MAR13	23APR13
Commissioning & Start Up							
Instrumentation & Control							
3SMUPEI05A	Signal Test Sampling System Alpha	10	0	01NOV13	15NOV13	07NOV13	21NOV13
3SMUPEI20A	Start Up Cooling Towers Sampling System Alpha	10	0	28JAN14	10FEB14	07JAN14	20JAN14
3SMUPEI30A	Start Up Power Block Sampling System Alpha	10	0	31MAR14	11APR14	27MAR14	09APR14

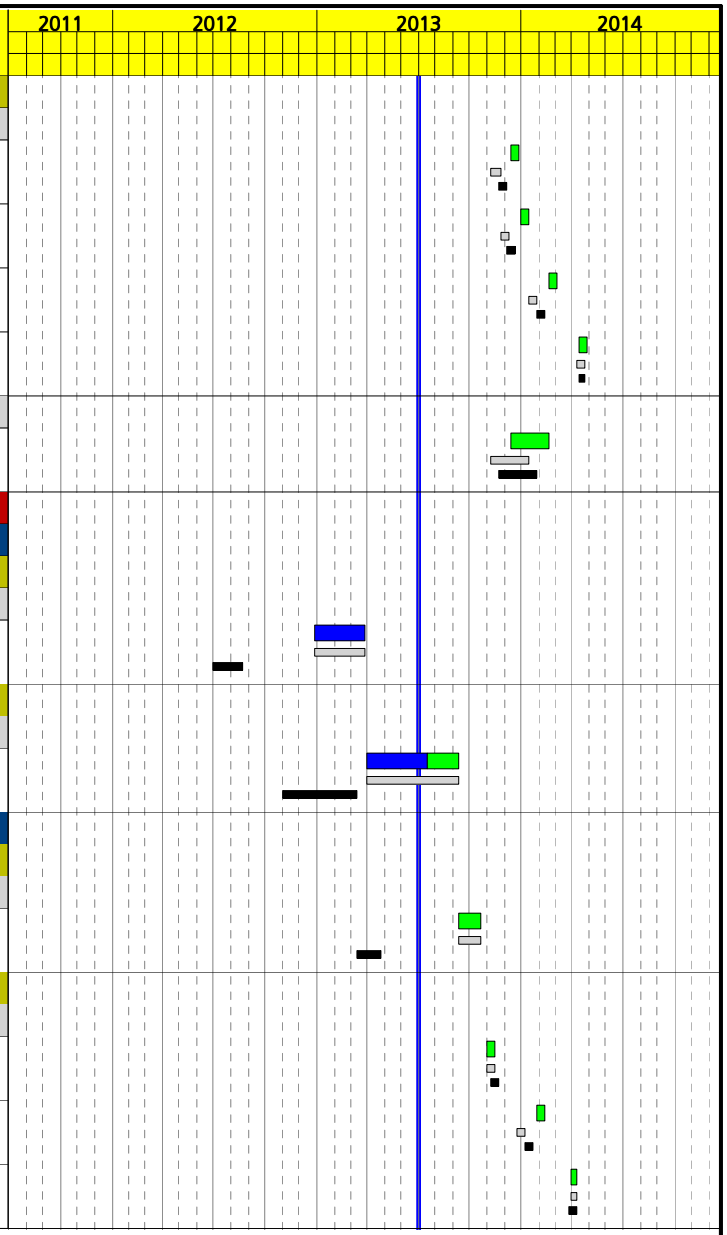

Activity ID	Activity Description	Orig Dur	% Comp	Early Start	Early Finish	Target 1 Early Start	Target 1 Early Finish
Beta							
Construction							
Mechanical							
3SMUCNM15B	Sampling System Equipment Installation Beta	30	0	10SEP13	21OCT13	13MAR13	23APR13
Commissioning & Start Up							
Instrumentation & Control							
3SMUPEI05B	Signal Test Sampling System Beta	10	0	05NOV13	19NOV13	22NOV13	05DEC13
3SMUPEI20B	Start Up Cooling Towers Sampling System Beta	10	0	18FEB14	03MAR14	28JAN14	11FEB14
3SMUPEI30B	Start Up Power Block Sampling System Beta	10	0	15APR14	28APR14	14APR14	25APR14
Compressed Air System							
Common							
Procurement							
Mechanical							
3ACOCOM05	P.O. Compressed Air System	40	100	01MAY12A	30NOV12A	16OCT12	11DEC12
Alpha							
Manufacturing & Supply							
Mechanical							
3ACOFBM05A	Manufacture&Supply Air Compressed Equipment Alph	130	99	03DEC12A	08JUL13	12DEC12	17JUN13
Construction							
Civil							
3ACOCNC15A	Air Compressors Slab & Structure Constr. Alpha	30	0	08AUG13	19SEP13	13FEB13	26MAR13
Mechanical							
3ACOCNM05A	Air Compressors & Dryers Installation Alpha	15	0	20SEP13	10OCT13	18JUN13	08JUL13
3ACOCNM10A	Compress Air Tanks Installation Alpha	10	0	04OCT13	17OCT13	02JUL13	15JUL13
Electrical							
3ACOCNE05A	Electrical Connection Compress Air System Alpha	15	0	18OCT13	07NOV13	17JUL13	06AUG13
Commissioning & Start Up							
Mechanical							
3ACOPEM05A	Compress Air System Commissioning Alpha	10	0	08NOV13	25NOV13	28AUG13	10SEP13

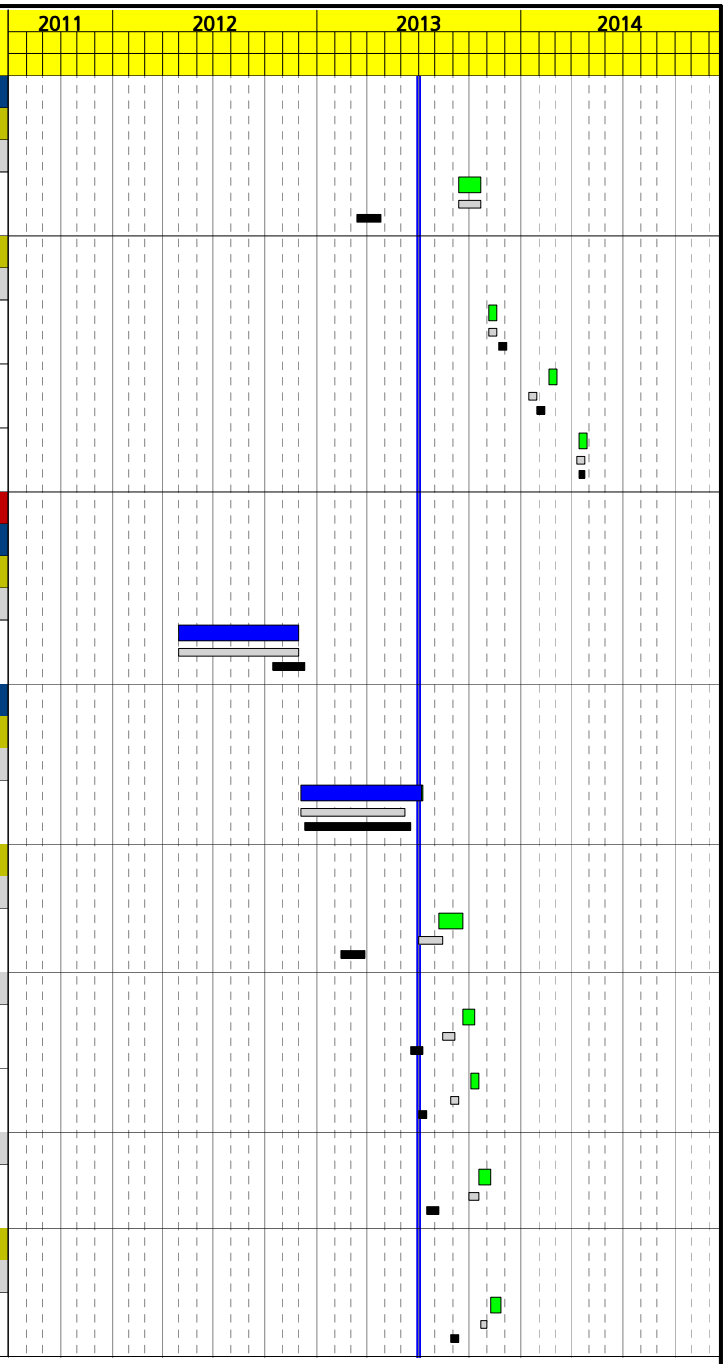

Activity ID	Activity Description	Orig Dur	% Comp	Early Start	Early Finish	Target 1 Early Start	Target 1 Early Finish
Instrumentation & Control							
3ACOPEI05A	Signal Testing Compress Air System Alpha	15	0	08NOV13	02DEC13	07AUG13	03SEP13
Beta							
Manufacturing & Supply							
Mechanical							
3ACOFBM05B	Manufacture&Supply Air Compressing Equipment Bet	130	99	03DEC12A	08JUL13	12DEC12	17JUN13
Construction							
Civil							
3ACOCNC15B	Air Compressors Slab & Structure Constr. Beta	30	0	08AUG13	19SEP13	13MAR13	23APR13
Mechanical							
3ACOCNM05B	Air Compressors & Dryers Installation Beta	15	0	20SEP13	10OCT13	18JUN13	08JUL13
3ACOCNM10B	Compress Air Tanks Installation Beta	10	0	04OCT13	17OCT13	02JUL13	15JUL13
Electrical							
3ACOCNE05B	Electrical Connection Compress Air System Beta	15	0	18OCT13	07NOV13	07AUG13	27AUG13
Commissioning & Start Up							
Mechanical							
3ACOPEM05B	Compress Air System Commissioning Beta	10	0	08NOV13	25NOV13	03OCT13	16OCT13
Instrumentation & Control							
3ACOPEI05B	Signal Testing Compress Air System Beta	20	0	08NOV13	09DEC13	28AUG13	25SEP13
Fire Protection System							
Common							
Procurement							
Civil							
3PCICOC15	P.O. FFS Building	40	100	01AUG12A	15OCT12A	07JUN12	01AUG12
Mechanical							
3PCICOM05	P.O. Fire Fighting System	40	100	09DEC11A	15OCT12A	11APR12	06JUN12
Engineering							
Civil							
3PCIIGC25	Civil Engineering of Fire Fighting System	25	98	01NOV12A	08JUL13	07MAR12	10APR12

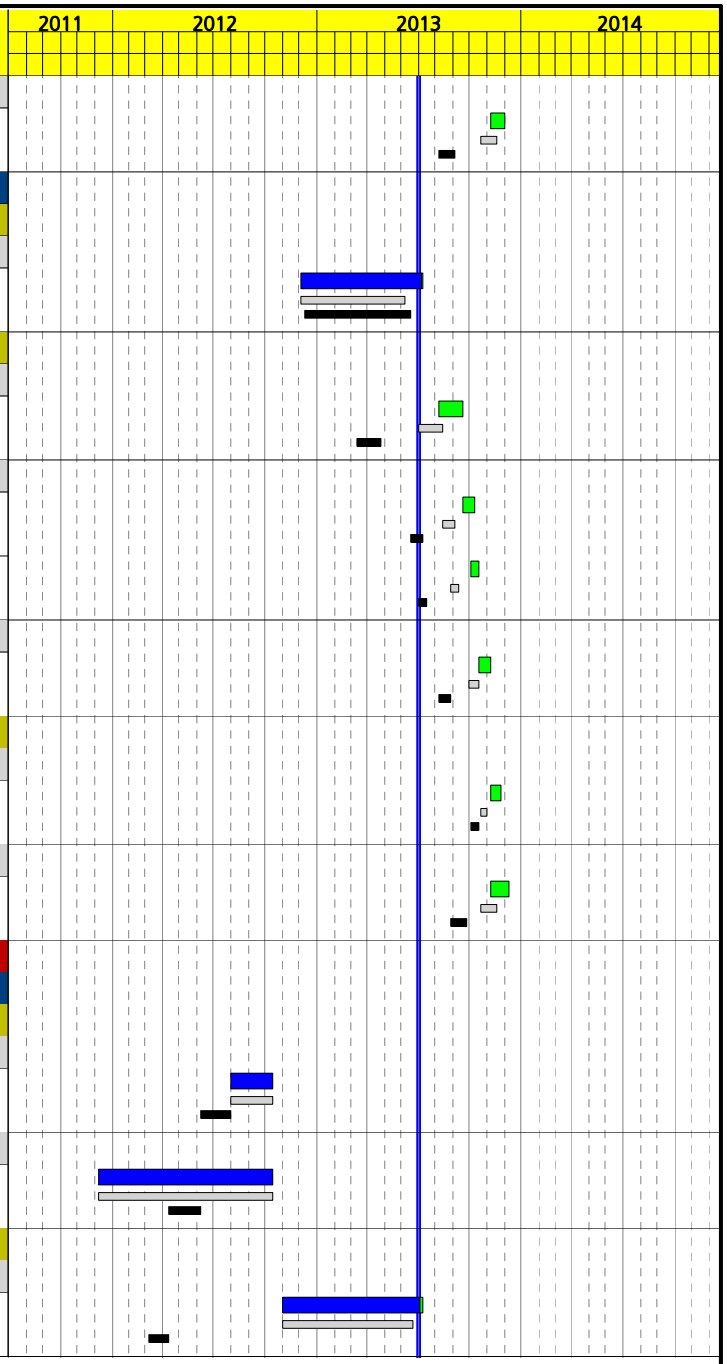

Activity ID	Activity Description	Orig Dur	% Comp	Early Start	Early Finish	Target 1 Early Start	Target 1 Early Finish
Mechanical							
3PCIIGM35	Detailed Engineering of Fire Fighting System	100	40	01JAN13A	20SEP13	07JUN12	29AUG12
Manufacturing & Supply							
Mechanical							
3PCIFBM15	Manufacture & Supply Piping and Equip.	62	100	02JAN13A	15APR13A	11APR12	01AUG12
Instrumentation & Control							
3PCIFBI05	Manufacture&Supply Detection and Alarm Equipment	70	50	01MAY13A	20SEP13	25OCT12	21JAN13
Alpha							
Manufacturing & Supply							
Mechanical							
3PCIFBM05A	Manufacture & Supply FFS Pumps Alpha	45	99	27MAR13A	12JUL13	30AUG12	05MAR13
Construction							
Civil							
3PCICNC15A	Civil Works FFS System Alpha	60	60	07JAN13A	13AUG13	02AUG12	14NOV12
3PCICNC10A	FFS Building Erection Alpha	25	0	14AUG13	18SEP13	06FEB13	09APR13
Mechanical							
3PCICNM25A	Underground Piping and Hydrants Install. Alpha	60	100	07JAN13A	01MAR13A	02AUG12	13DEC12
3PCICNM40A	FFS Deluge System in Transformers Alpha	25	0	26JUL13	29AUG13	17MAY13	20JUN13
3PCICNM05A	FFS Pumps Installation Alpha	10	0	14AUG13	27AUG13	06MAR13	02APR13
3PCICNM60A	FFS Sprinklers in Buildings Alpha	40	0	16AUG13	11OCT13	10APR13	05JUN13
3PCICNM70A	FFS Deluge in HTF Area Alpha	25	0	11NOV13	17DEC13	27JUN13	31JUL13
Electrical							
3PCICNE05A	Electrical Connection FFS System Alpha	20	0	05SEP13	02OCT13	17JUL13	13AUG13
Instrumentation & Control							
3PCICNI05A	Detection System Installation Alpha	40	0	16AUG13	11OCT13	06JUN13	31JUL13
3PCICNI15A	I&C installation including Alarm System Alpha	40	0	11SEP13	05NOV13	06JUN13	31JUL13



Activity ID	Activity Description	Orig Dur	% Comp	Early Start	Early Finish	Target 1 Early Start	Target 1 Early Finish
Commissioning & Start Up							
Mechanical							
3PCIPEM05A	Commissioning Fire Fighting+System Testing Alpha	25	0	23OCT13	28NOV13	14AUG13	10SEP13
Instrumentation & Control							
3PCIPEI05A	Signal Testing Fire Fighting System Alpha	15	0	06NOV13	28NOV13	14AUG13	03SEP13
Beta							
Manufacturing & Supply							
Mechanical							
3PCIFBM05B	Manufacture & Supply FFS Pumps Beta	43	99	27MAR13A	12JUL13	30AUG12	05MAR13
Construction							
Civil							
3PCICNC15B	Civil Works FFS System Beta	60	60	25FEB13A	13AUG13	02AUG12	14NOV12
3PCICNC10B	FFS Building Erection Beta	25	0	14AUG13	18SEP13	30AUG12	31OCT12
Mechanical							
3PCICNM25B	Underground Piping and Hydrants Installation Bet	60	100	25FEB13A	19APR13A	02AUG12	13DEC12
3PCICNM40B	FFS Deluge System in Transformers Beta	25	0	26JUL13	29AUG13	06JUN13	10JUL13
3PCICNM05B	FFS Pumps Installation Beta	10	0	14AUG13	27AUG13	06MAR13	02APR13
3PCICNM60B	FFS Sprinklers in Buildings Beta	40	0	30AUG13	25OCT13	24APR13	19JUN13
3PCICNM70B	FFS Deluge in HTF Area Beta	25	0	13NOV13	18DEC13	18JUL13	21AUG13
Electrical							
3PCICNE05B	Electrical Connection FFS System Beta	20	0	05SEP13	02OCT13	07AUG13	03SEP13
Instrumentation & Control							
3PCICNI05B	Detection System Installation Beta	40	0	30AUG13	25OCT13	20JUN13	14AUG13
3PCICNI15B	I&C installation including Alarm System Beta	40	0	30AUG13	25OCT13	20JUN13	14AUG13

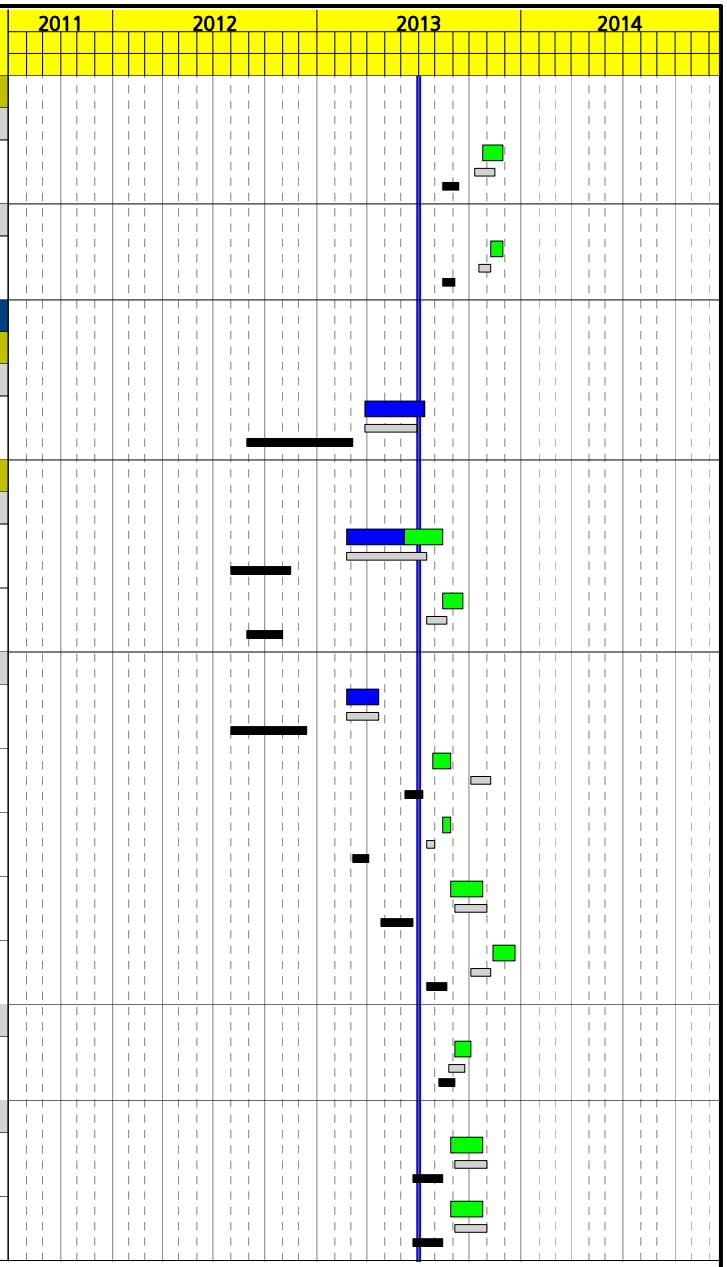

Activity ID	Activity Description	Orig Dur	% Comp	Early Start	Early Finish	Target 1 Early Start	Target 1 Early Finish
Commissioning & Start Up							
Mechanical							
3PCIPEM05B	Commissioning Fire Fighting+System Testing Beta	24	0	15OCT13	18NOV13	04SEP13	02OCT13
Instrumentation & Control							
3PCIPEI05B	Signal Testing Fire Fighting System Beta	15	0	28OCT13	18NOV13	04SEP13	25SEP13
Distribution Control System							
Common							
Procurement							
Instrumentation & Control							
3SCDCOI05	P.O. Distributed Control System	40	100	09DEC11A	01MAY12A	02MAY12	26JUN12
3SCDCOI25	P.O. PB MultiCable	25	45	15APR13A	15JUL13	10JUL12	20AUG12
3SCDCOI20	P.O. Optics Fiber PB	20	0	05JUL13	01AUG13	21AUG12	01OCT12
Engineering							
Instrumentation & Control							
3SCDIGI15	Engineering Distributed Control System	69	100	04SEP12A	27DEC12A	02OCT12	11DEC12
3SCDIGI25	Distributed Control System Programming	116	78	01OCT12A	06SEP13	12DEC12	19APR13
3SCDIGI35	Control Building Engineering + BV Approval	33	98	04FEB13A	08JUL13		
Manufacturing & Supply							
Instrumentation & Control							
3SCDFBI15	FAT Tests of DCS	60	10	13JUN13A	13SEP13	22APR13	15JUL13
3SCDFBI17	Manufacture & Supply PB Multicable	60	0	16JUL13	08OCT13	21AUG12	08FEB13
3SCDFBI25	PB Optic Fiber Supply	40	0	02AUG13	27SEP13	02OCT12	10JAN13
Alpha							
Manufacturing & Supply							
Instrumentation & Control							
3SCDFBI05A	Manufacture & Supply DCS Cabinets (L-1) Alpha	145	100	07SEP12A	29MAR13A	30OCT12	22MAR13
3SCDFBI10A	DCS Furniture & Equipment Supply Alpha	60	100	01APR13A	15APR13A	13MAR13	05JUN13

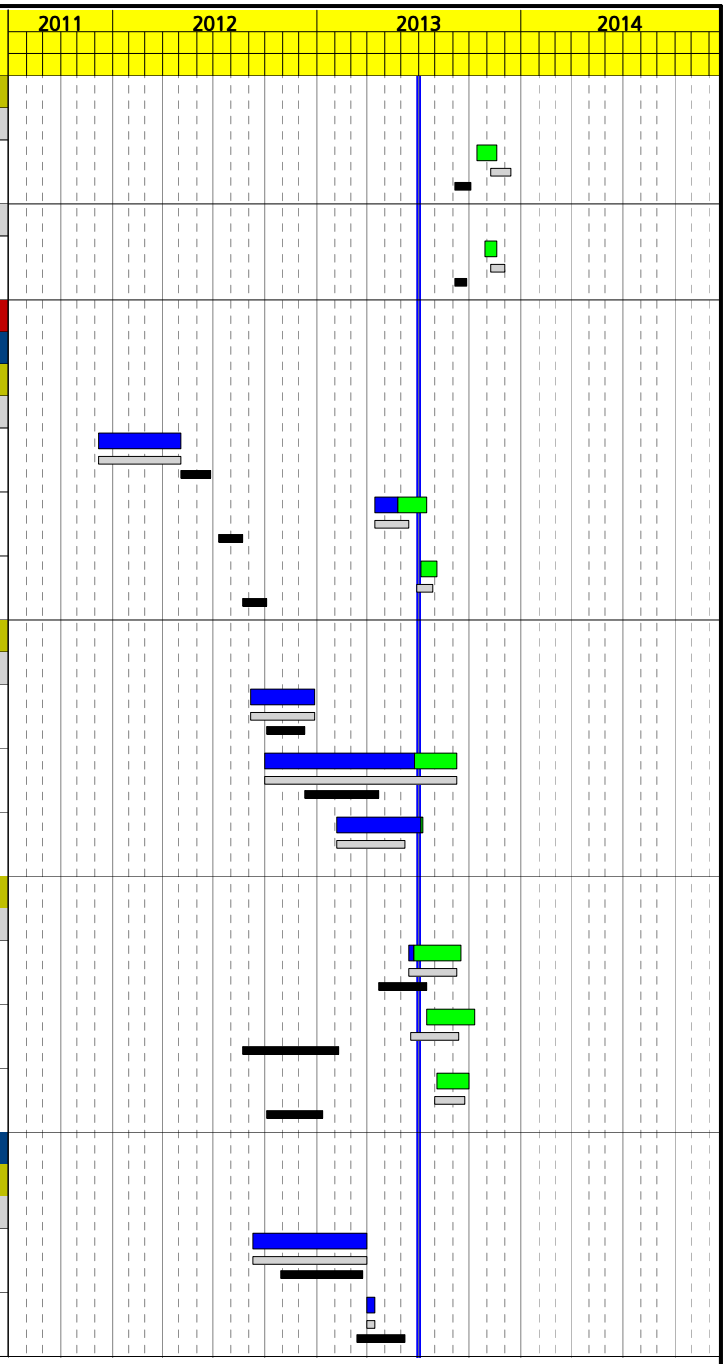

Activity ID	Activity Description	Orig Dur	% Comp	Early Start	Early Finish	Target 1 Early Start	Target 1 Early Finish
Construction							
Civil							
3SCDCNC40A	Control Building Construction & Interior Alpha	77	75	15APR13A	09SEP13	15JAN13	05JUN13
Instrumentation & Control							
3SCDCNI10A	L-1 DCS Cabinets installation Alpha	10	0	26AUG13	09SEP13	06JUN13	19JUN13
3SCDCNI05A	DCS Stations Installation in Control Room Alpha	15	0	10SEP13	30SEP13	20JUN13	10JUL13
3SCDCNI90A	Optics Fiber Installation Alpha	20	0	16SEP13	11OCT13	23MAY13	17JUL13
3SCDCNI07A	DCS Software installation Alpha	10	0	01OCT13	14OCT13	11JUL13	24JUL13
Commissioning & Start Up							
Instrumentation & Control							
3SCDPEI25A	PLC's Communication Tests Alpha	20	0	15OCT13	11NOV13	25JUL13	21AUG13
3SCDPEI15A	Signal Test Whole Plant Alpha	100	0	18OCT13	12MAR14	07NOV13	03FEB14
3SCDPEI05A	DCS Loops & Interlocks Tests (SAT) Alpha	30	0	13NOV13	26DEC13	25NOV13	07JAN14
Beta							
Manufacturing & Supply							
Instrumentation & Control							
3SCDFBI05B	Manufacture & Supply DCS Cabinets (L-1) Beta	145	100	07SEP12A	19APR13A	30OCT12	22MAR13
3SCDFBI10B	DCS Furniture & Equipment Supply Beta	60	100	01APR13A	15APR13A	27MAR13	19JUN13
Construction							
Civil							
3SCDCNC40B	Control Building Construction & Interior Beta	83	73	15APR13A	16SEP13	29JAN13	19JUN13
Instrumentation & Control							
3SCDCNI10B	L-1 DCS Cabinets installation Beta	10	0	02SEP13	16SEP13	20JUN13	03JUL13
3SCDCNI90B	Optics Fiber Installation Beta	20	0	16SEP13	11OCT13	06JUN13	31JUL13
3SCDCNI05B	DCS Stations Installation in Control Room Beta	15	0	17SEP13	07OCT13	04JUL13	24JUL13

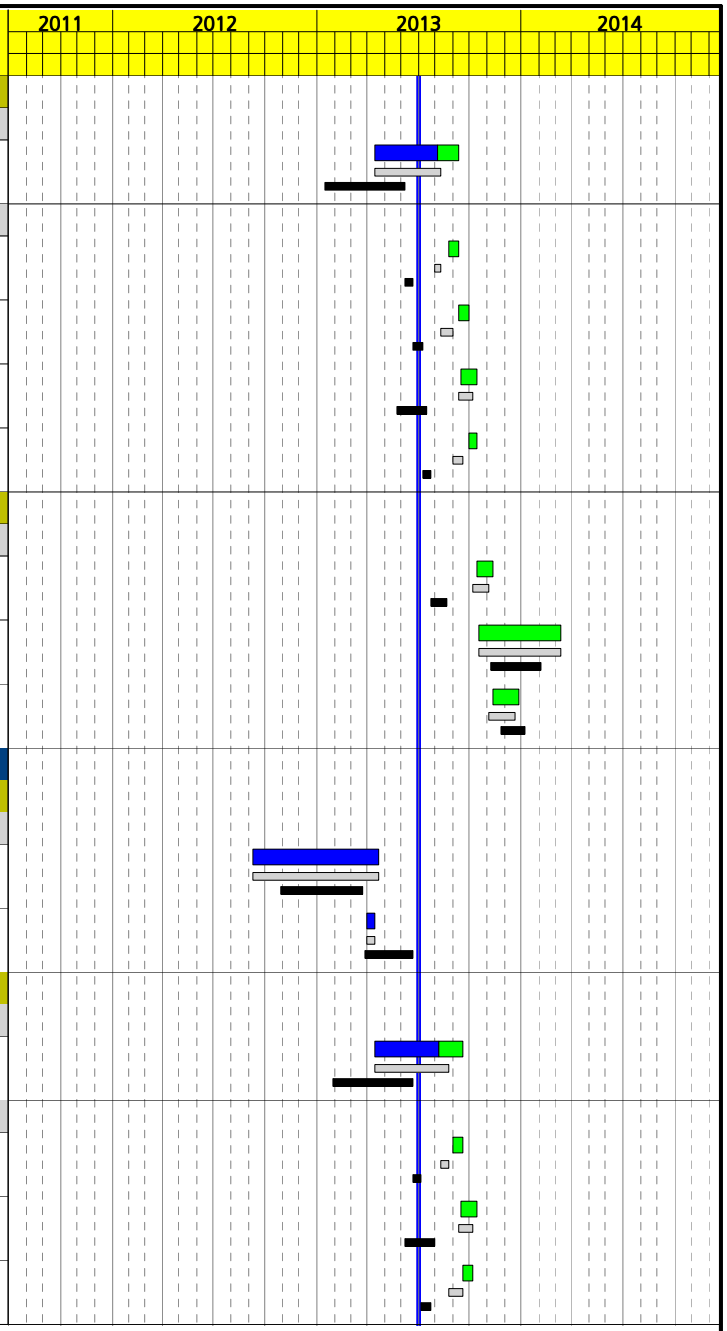

Activity ID	Activity Description	Orig Dur	% Comp	Early Start	Early Finish	Target 1 Early Start	Target 1 Early Finish
3SCDCNI07B	DCS Software installation Beta	10	0	08OCT13	21OCT13	25JUL13	07AUG13
Commissioning & Start Up							
Instrumentation & Control							
3SCDPEI25B	PLC's Communication Tests Beta	20	0	22OCT13	19NOV13	08AUG13	04SEP13
3SCDPEI15B	Signal Test Whole Plant Beta	100	0	05NOV13	28MAR14	22NOV13	18FEB14
3SCDPEI05B	DCS Loops & Interlocks Tests (SAT) Beta	30	0	20NOV13	03JAN14	20SEP13	31OCT13
Gas Regulating & Metering Station							
Common							
Procurement							
Mechanical							
3GASCOM10	P.O. Gas Regulating & Metering Station	50	100	04APR12A	13JUN12A	04APR12	13JUN12
Manufacturing & Supply							
Mechanical							
3GASFBM45	Gas Pipe Works on Drainage Channels	10	100	14MAY12A	29JUN12A	02MAY12	15MAY12
3GASFBM05	Manufacture & Supply RMS Equipment	157	100	14JUN12A	28JAN13A	14JUN12	28JAN13
Alpha							
Construction							
Civil							
3GASCNC05A	RMS Foundation Alpha	40	100	18OCT12A	13DEC12A	18OCT12	13DEC12
Mechanical							
3GASCNM10A	RMS Assembly (ASI) Alpha	72	100	29JAN13A	08MAY13A	29JAN13	08MAY13
3GASCNM15A	Underground Gas Piping Installation+HT(ASI) Alph	61	100	29JAN13A	23APR13A	29JAN13	23APR13
Commissioning & Start Up							
Mechanical							
3GASPEM05A	Gas System Start Up Alpha	11	0	11SEP13	25SEP13	11SEP13	25SEP13
Instrumentation & Control							
3GASPEI15A	Signal Test Gas System Alpha	9	0	28AUG13*	10SEP13	28AUG13	10SEP13

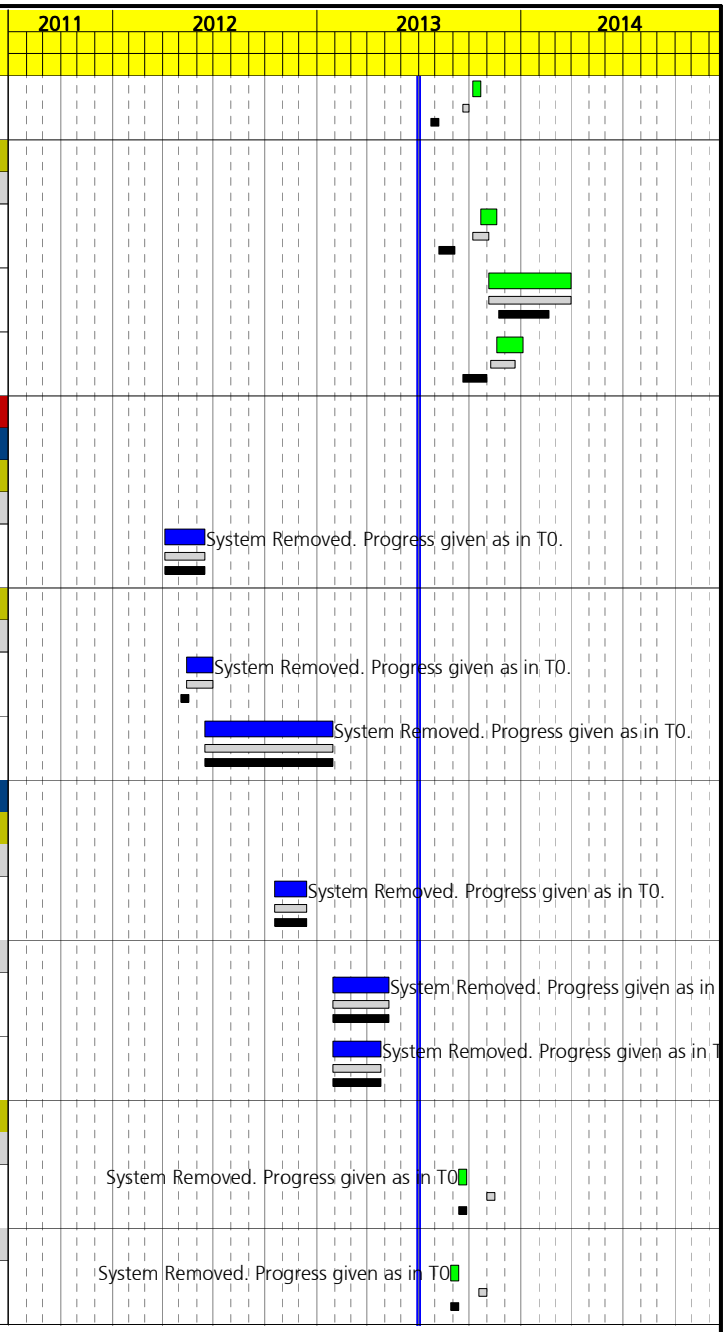

Activity ID	Activity Description	Orig Dur	% Comp	Early Start	Early Finish	Target 1 Early Start	Target 1 Early Finish
Beta							
Construction							
Civil							
3GASCNC05B	RMS Foundation Beta	40	100	18OCT12A	13DEC12A	18OCT12	13DEC12
Mechanical							
3GASCNM10B	RMS Assembly (ASI) Beta	72	100	29JAN13A	08MAY13A	29JAN13	08MAY13
3GASCNM15B	Underground Gas Piping Installation+HT (ASI) Bet	61	100	27FEB13A	22MAY13A	27FEB13	22MAY13
Commissioning & Start Up							
Mechanical							
3GASPEM05B	Gas System Start Up Beta	10	0	26SEP13	09OCT13	26SEP13	09OCT13
Instrumentation & Control							
3GASPEI15B	Signal Test Gas System Beta	11	0	11SEP13*	25SEP13	11SEP13	25SEP13
Piping System							
Common							
Procurement							
Mechanical							
3RAKCOM45	P.O. Manual Valves no HTF	30	100	06JUL12A	30NOV12A	14AUG12	24SEP12
3RAKCOM05	P.O. Piping Rack Assembly	39	100	28AUG12A	29MAR13A	09AUG12	19SEP12
3RAKCOM25	P.O. for Rack Structure	30	100	28AUG12A	19DEC12A		
3RAKCOM55	P.O. On/Off Valves PB	30	100	01OCT12A	31JAN13A	14AUG12	24SEP12
3RAKCOM75	P.O. PB Piping & Accesories	30	100	05OCT12A	20MAR13A	30OCT12	11DEC12
3RAKCOM50	P.O. of Rack 3	0	100	30NOV12A			
3RAKCOM65	P.O. Pressure Safety Valves PB	35	100	03DEC12A	25APR13A	14AUG12	24SEP12
3RAKCOM30	P.O. of Rack 1	0	100	19DEC12A			
3RAKCOM40	P.O. of Rack 2	0	100	19DEC12A			

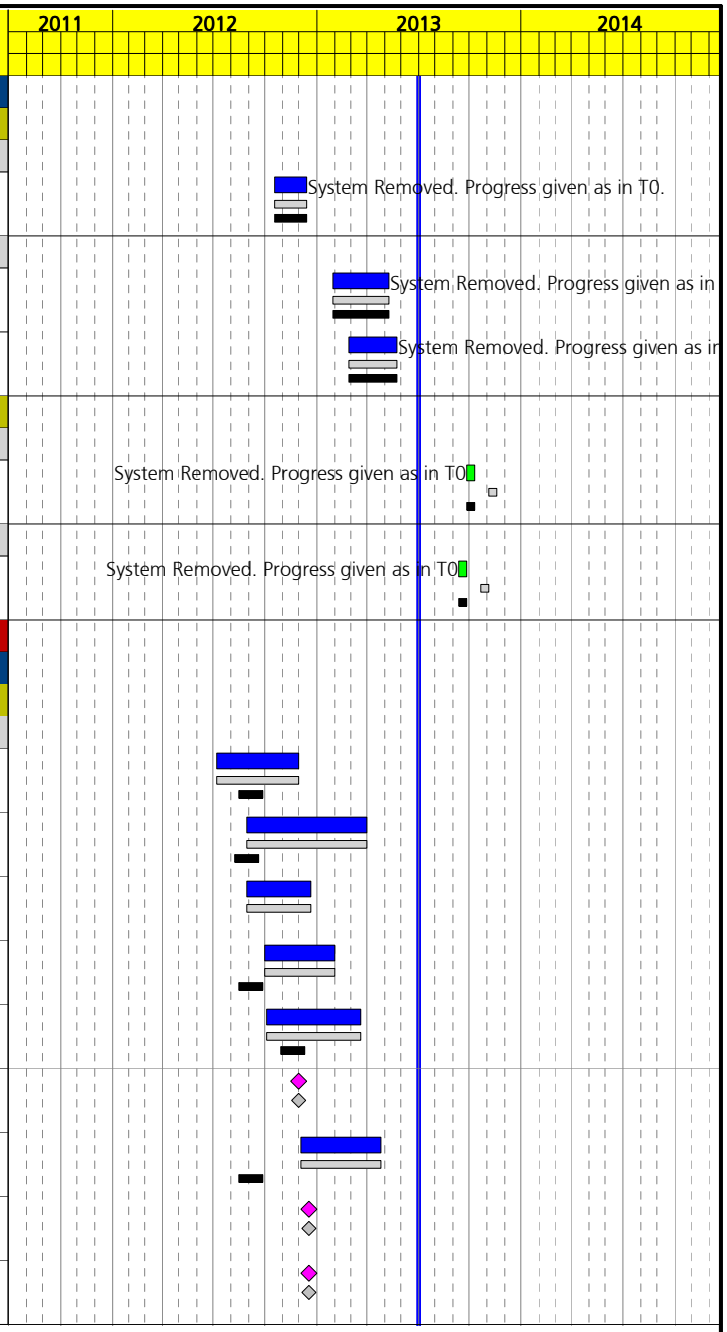

Activity ID	Activity Description	Orig Dur	% Comp	Early Start	Early Finish	Target 1 Early Start	Target 1 Early Finish
3RAKCOM85	P.O. Piping Assembly In Power Block	45	100	12MAR13A	30MAY13A		
3RAKCOM15	P.O. PB Piping Supports (Steam)	30	70	01APR13A	19JUL13		
3RAKCOM35	P.O. PB Piping Supports (Utilities)	30	70	01APR13A	19JUL13		
3RAKCOM95	Steam Area Mechanical Assembly P.O. Ready	0	100	17JUN13A			
Engineering							
Civil							
3RAKIGC95	Civil Works Engineering Rack	40	100	13JUN12A	18FEB13A	30OCT12	26DEC12
3RAKIGC85	Delivery Rack Forms & Loads	0	100	02JUL12A		30OCT12	
3RAKIGC55	Delivery of Rack 3 Foundations Design	0	100		22OCT12A		
3RAKIGC25	Delivery of Rack 3 Structure IfC	0	100		07NOV12A		
3RAKIGC05	Delivery of Rack 1 Structure IfC	0	100		20DEC12A		
3RAKIGC35	Delivery of Rack 1 Foundations Design	0	100		28JAN13A		
3RAKIGC15	Delivery of Rack 2 Structure IfC	0	100		29JAN13A		
3RAKIGC45	Delivery of Rack 2 Foundations Design	0	100		18FEB13A		
Mechanical							
3RAKIGM10	Piping Engineering in Rack	94	100	01AUG12A	26APR13A	20SEP12	13DEC12
3RAKIGM20	Delivery Rack 3 Piping Design IfC	0	100		01NOV12A		
3RAKIGM30	Delivery Rack 1 Piping Design IfC	0	100		26APR13A		
3RAKIGM40	Delivery Rack 2 Piping Design IfC	0	100		26APR13A		
Legalization							
3RAKIGL85	Permit Approval of Rack 3 Structure	13	100	08OCT12A	15NOV12A		
3RAKIGL25	Permit Approval of Rack 3 Foundations	25	100	26OCT12A	13NOV12A		

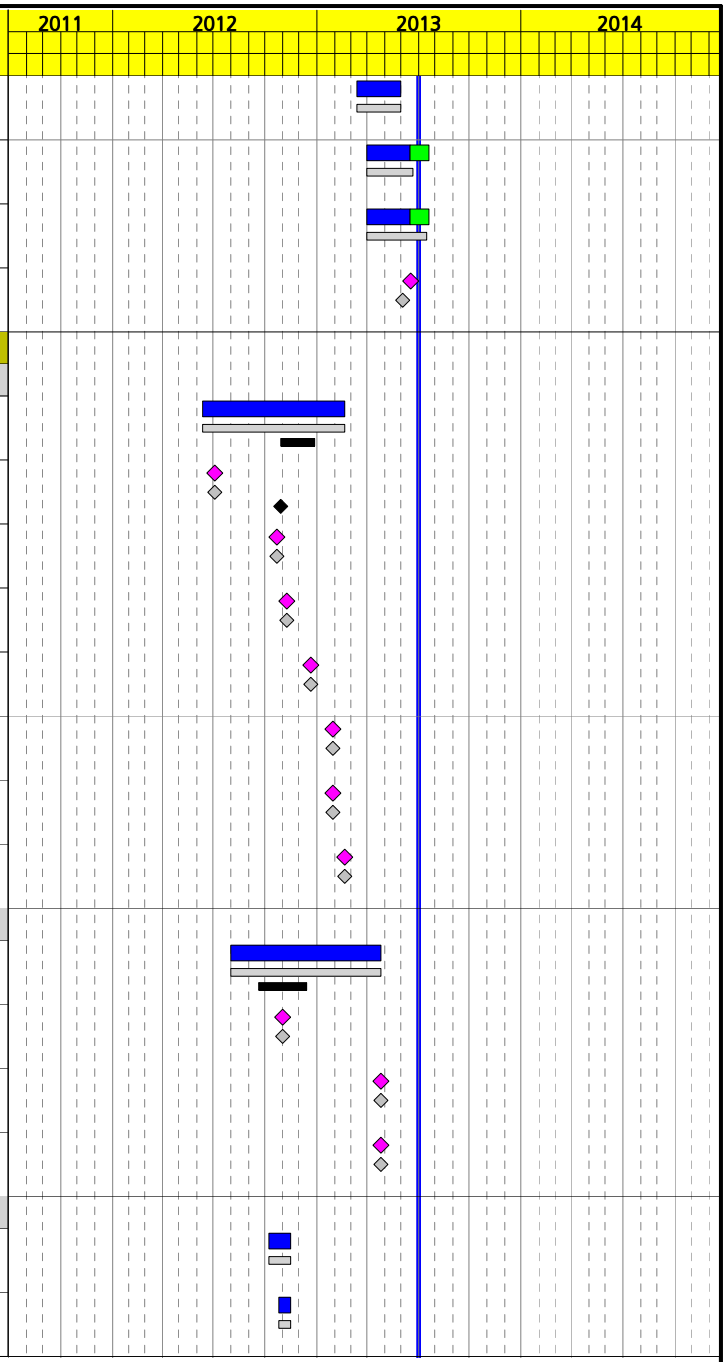

Activity ID	Activity Description	Orig Dur	% Comp	Early Start	Early Finish	Target 1 Early Start	Target 1 Early Finish
3RAKIGL65	Permit Approval of Rack 1 Structure	13	100	21DEC12A	22FEB13A		
3RAKIGL05	Permit Approval of Rack 1 Foundations	25	100	28JAN13A	28FEB13A		
3RAKIGL75	Permit Approval of Rack 2 Structure	25	100	30JAN13A	22MAR13A		
3RAKIGL15	Permit Approval of Rack 2 Foundations	25	100	19FEB13A	20MAR13A		
Manufacturing & Supply							
Civil							
3RAKFBC05	Manufacture & Supply Rack Structure	70	100	03DEC12A	28JUN13A	14DEC12	12FEB13
3RAKFBC45	Manufacture & Supply Rack 3 Structure	40	100	03DEC12A	27MAR13A		
3RAKFBC25	Manufacture & Supply Rack 1 Structure	40	100	29JAN13A	28JUN13A		
3RAKFBC35	Manufacture & Supply Rack 2 Structure	40	100	29JAN13A	28JUN13A		
3RAKFBC15	Manufacture & Supply Piping Supports	65	0	22JUL13	21OCT13	13SEP12	19FEB13
3RAKFBC85	Start Reception of Steam Area Supports	0	0	17SEP13			
3RAKFBC95	Start Reception of Utilities Area Supports	0	0	17SEP13			
Mechanical							
3RAKFBM95	Manufacture & Supply Manual Valves PB	157	74	02JAN13A	12SEP13	25SEP12	17JAN13
3RAKFBM60	Manufacture & Supply Carbon Steel PB Piping	80	100	25JAN13A	29MAR13A	12DEC12	28MAR13
3RAKFBM70	Manufacture & Supply Stainless Steel PB Piping	60	100	25JAN13A	15MAR13A	27DEC12	22MAR13
3RAKFBM33	Manufacture & Supply On/Off Valves PB	142	58	01MAR13A	18OCT13	25SEP12	15FEB13
3RAKFBM53	Manufacture & Supply PSV's PB	89	56	26APR13A	30AUG13	25SEP12	01MAR13
3RAKFBM105	Delivery of First Valves	0	100	01MAY13A			

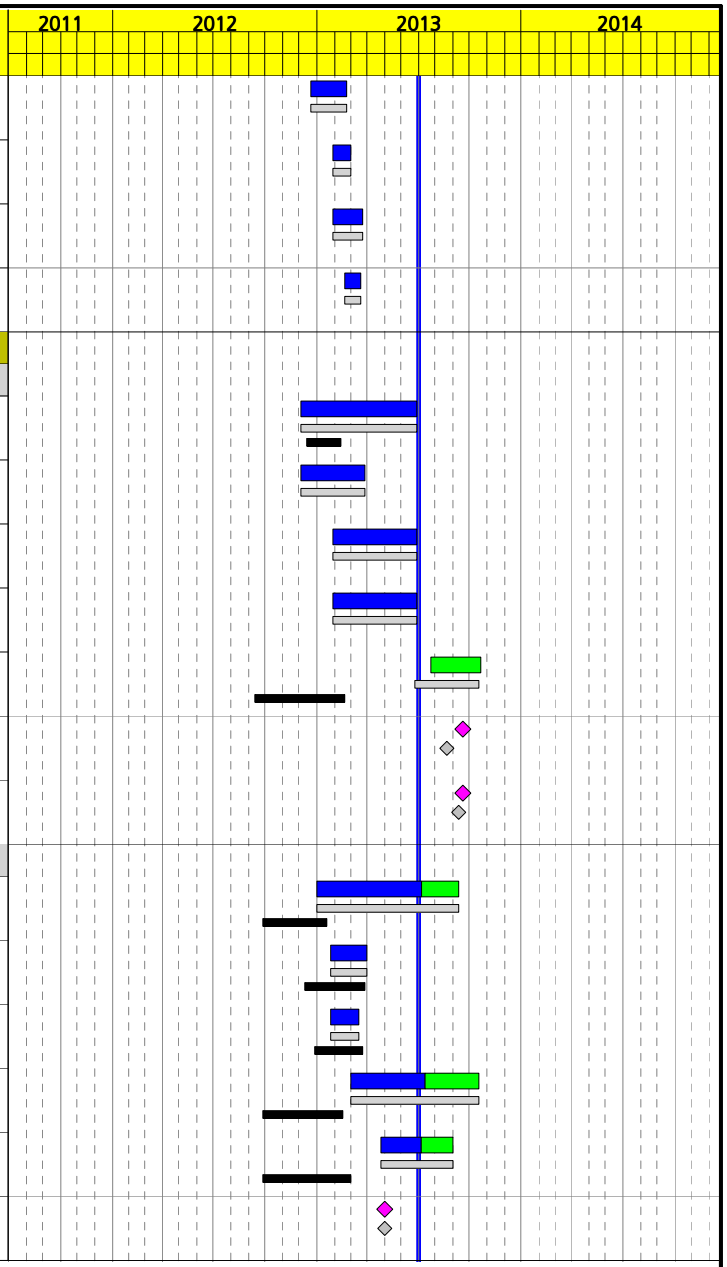

Activity ID	Activity Description	Orig Dur	% Comp	Early Start	Early Finish	Target 1 Early Start	Target 1 Early Finish
Alpha							
Construction							
Civil							
3RAKCNC20A	Rack & Piping Foundations in PB Alpha	80	100	07JAN13A	20MAY13A	27DEC12	01MAR13
3RAKCNC30A	Rack 1 Foundations Ready Alpha	0	100	10MAY13A			
Mechanical							
3RAKCNM12A	Piping Rack Installation Alpha	87	71	19MAR13A	31JUL13	26FEB13	16JUL13
3RAKCNM74A	Rack 3 Erection Alpha	25	100	19MAR13A	12APR13A		
3RAKCNM70A	Rack 1 Erection Alpha	37	78	12JUN13A	31JUL13		
3RAKCNM72A	Rack 2 Erection Alpha	65	45	12JUN13A	31JUL13		
3RAKCNM05A	Workshop&Onsite Install. Steam Pip&Acc.+HT Alpha	126	10	20JUN13A	06JAN14	01MAR13	06SEP13
3RAKCNM18A	Condensate&Feed Piping&Acc. Install.+HT Alpha	86	10	20JUN13A	13NOV13	02MAY13	04SEP13
3RAKCNM30A	Manual Valves Installation in PB Alpha	70	10	20JUN13A	11OCT13	12FEB13	04JUN13
3RAKCNM42A	Condensate Drainage Piping&Acc.Install.+HT Alpha	60	10	20JUN13A	19DEC13	13MAR13	05JUN13
3RAKCNM20A	Worksh&Onsite Install.Demi Water Pip&Acc+HT Alph	114	0	05JUL13	16DEC13	25MAR13	05AUG13
3RAKCNM35A	Worksh&Onsite Install.Compr.Air Pipe&Acc+HT Alph	70	0	15JUL13	21OCT13	26MAR13	02JUL13
3RAKCNM15A	Workshop&Onsite Inst.Drink Water Pip&Acc+HT Alph	65	0	22JUL13	21OCT13	25MAR13	24JUN13
3RAKCNM60A	Cooling Piping&Accessories Installation+HT Alpha	85	0	29JUL13	27NOV13	10APR13	10JUL13
3RAKCNM95A	Worksh&Onsite Inst. MakeUp Water Pip&Acc+HT Alph	80	0	29JUL13	19NOV13	26MAR13	16JUL13
3RAKCNM10A	Worksh&Onsite Install. Raw Water Pip&Acc+HT Alph	60	0	26AUG13	19NOV13	29MAR13	21JUN13
3RAKCNM27A	Pipe&Accesories Installation+HT Aux.Boiler Alpha	50	0	10SEP13	19NOV13	10APR13	03JUL13
3RAKCNM50A	PSV's Installation in PB Alpha	50	0	10SEP13	19NOV13	01JUL13	06SEP13

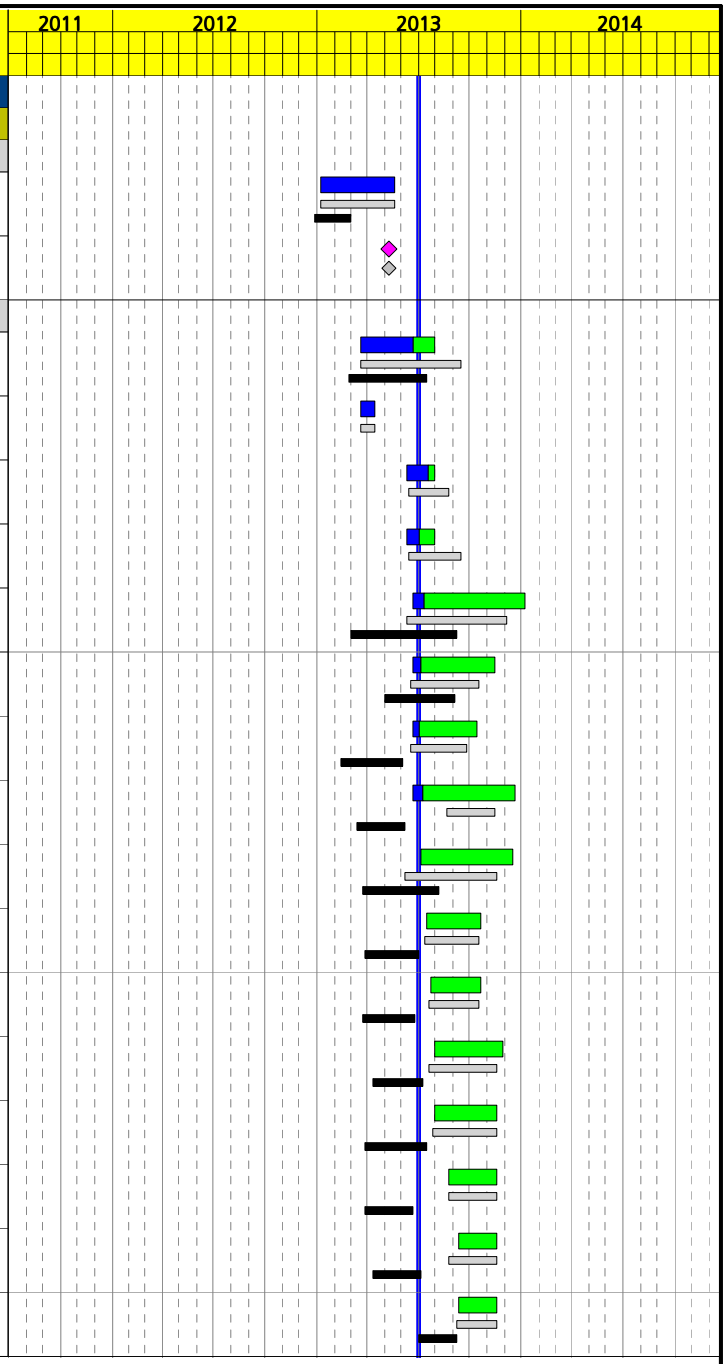

Activity ID	Activity Description	Orig Dur	% Comp	Early Start	Early Finish	Target 1 Early Start	Target 1 Early Finish
3RAKCNM25A	Worksh&Onsite Inst. Osmo.Water Pip&Acc+HT Alpha	40	0	24SEP13	19NOV13	22MAY13	16JUL13
3RAKCNM40A	On/Off Valves Installation in PB Alpha	65	0	21OCT13	23JAN14	29MAR13	28JUN13
3RAKCNM55A	PB Insulation Assembly Alpha	85	0	23OCT13	24FEB14	16JUL13	12NOV13
Electrical							
3RAKCNE30A	Electr. and I&C Trays Installation on Rack Alpha	25	0	01AUG13	05SEP13	26MAR13	16JUL13
Commissioning & Start Up							
Mechanical							
3RAKPEM05A	Flushing PB Piping Alpha	50	0	04OCT13	16DEC13	13DEC13	25FEB14
Beta							
Construction							
Civil							
3RAKCNC20B	Rack & Piping Foundations in PB Beta	80	100	07JAN13A	27MAY13A	27DEC12	15MAR13
3RAKCNC30B	Rack 1 Foundations Ready Beta	0	100	17MAY13A			
Mechanical							
3RAKCNM12B	Piping Rack Installation Beta	89	70	10APR13A	31JUL13	19MAR13	06AUG13
3RAKCNM74B	Rack 3 Erection Beta	20	100	10APR13A	19APR13A		
3RAKCNM70B	Rack 1 Erection Beta	37	73	12JUN13A	31JUL13		
3RAKCNM72B	Rack 2 Erection Beta	65	45	12JUN13A	31JUL13		
3RAKCNM05B	Workshop&Onsite Install. Steam Pip&Acc+HT Beta	139	10	20JUN13A	29JAN14	15MAR13	23SEP13
3RAKCNM18B	Condensate&Feed Piping&Acc. Install.+HT Beta	89	10	20JUN13A	19NOV13	13JUN13	17OCT13
3RAKCNM30B	Manual Valves Installation in PB Beta	65	10	20JUN13A	11OCT13	05MAR13	04JUN13
3RAKCNM42B	Condensate Drainage Piping&Acc.Install.+HT Beta	60	10	20JUN13A	19DEC13	29MAR13	21JUN13
3RAKCNM20B	Worksh&Onsite Install.Demi Water Pip&Acc+HT Beta	114	0	05JUL13	16DEC13	25MAR13	05AUG13

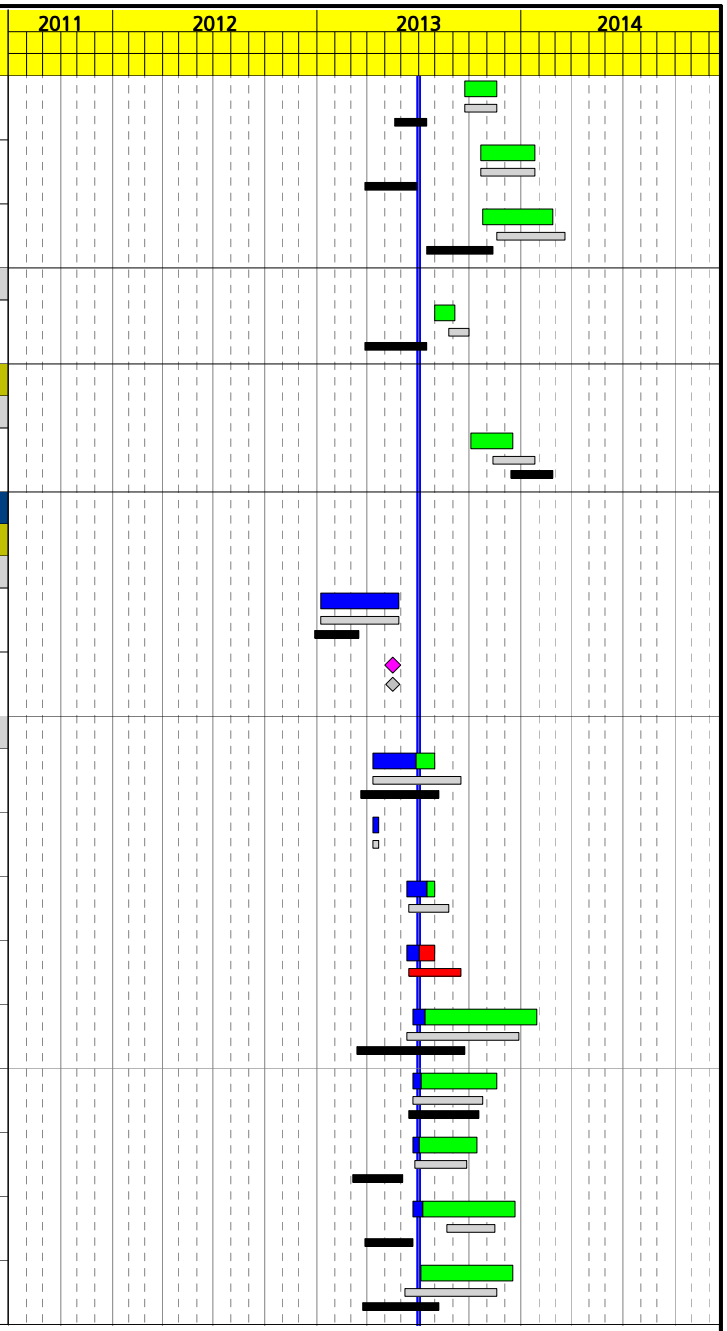

Activity ID	Activity Description	Orig Dur	% Comp	Early Start	Early Finish	Target 1 Early Start	Target 1 Early Finish
3RAKCNM35B	Worksh&Onsite Install. Compr.Air Pipe&Acc+HT Bet	70	0	15JUL13	21OCT13	16APR13	23JUL13
3RAKCNM15B	Workshop&Onsite Inst.Drink Water Pip&Acc+HT Beta	65	0	22JUL13	21OCT13	25MAR13	24JUN13
3RAKCNM95B	Worksh&Onsite Inst.Make Up Water Pip&Acc+HT Bet	80	0	29JUL13	19NOV13	16APR13	06AUG13
3RAKCNM10B	Worksh&Onsite Install. Raw Water Pip&Acc+HT Beta	60	0	26AUG13	19NOV13	29MAR13	21JUN13
3RAKCNM60B	Cooling Piping&Accessories Installation+HT Beta	85	0	26AUG13	26DEC13	10APR13	10JUL13
3RAKCNM50B	PSV's Installation in PB Beta	50	0	11SEP13	20NOV13	07AUG13	16OCT13
3RAKCNM25B	Worksh&Onsite Inst. Osmo.Water Pip&Acc+HT Beta	40	0	24SEP13	19NOV13	09APR13	04JUN13
3RAKCNM27B	Pipe&Accesories Installation+HT Aux.Boiler Beta	50	0	08OCT13	18DEC13	23MAY13	14AUG13
3RAKCNM40B	On/Off Valves Installation in PB Beta	65	0	21OCT13	23JAN14	07AUG13	06NOV13
3RAKCNM55B	PB Insulation Assembly Beta	85	0	08NOV13	12MAR14	04SEP13	06JAN14
Electrical							
3RAKCNE30B	Electr. and I&C Trays Installation on Rack Beta	25	0	01AUG13	05SEP13	16APR13	06AUG13
Commissioning & Start Up							
Mechanical							
3RAKPEM05B	Flushing PB Piping Beta	50	0	19NOV13	30JAN14	06DEC13	18FEB14
Electrical System							
Common							
Procurement							
Civil							
3SIECOC15	P.O. Electrical Buildings	40	100	31AUG12A	28FEB13A	10JUL12	03SEP12
Mechanical							
3SIECOM05	P.O. Air Conditioning	40	100	04SEP12A	28FEB13A	21DEC12	19FEB13
Electrical							
3SIECOE45	P.O. Main Transformer	40	100	14SEP11A	31JAN12A	12JAN12	07MAR12

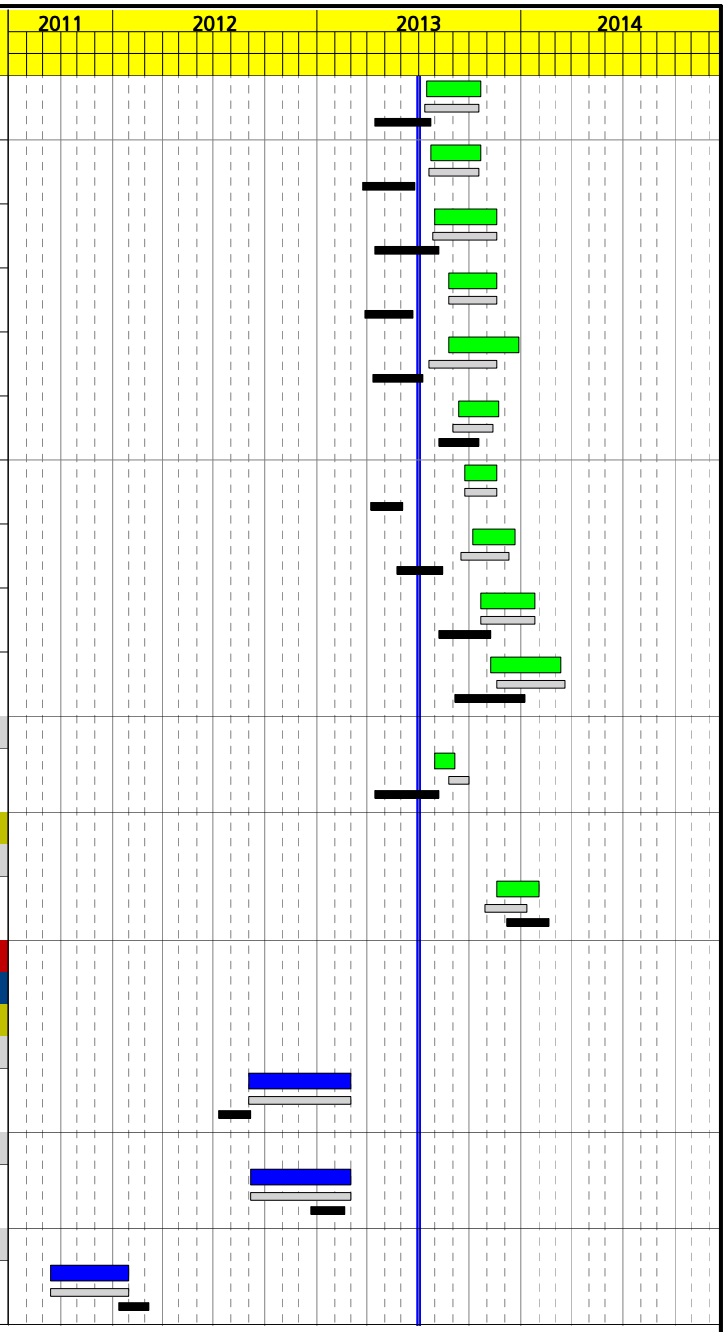

Activity ID	Activity Description	Orig Dur	% Comp	Early Start	Early Finish	Target 1 Early Start	Target 1 Early Finish
3SIECOE05	P.O. Auxiliary Transformers	40	100	01DEC11A	25JAN13A	21MAR12	16MAY12
3SIECOE16	P.O. Medium Voltage Electrical Cabinets	30	100	01DEC11A	20DEC12A	12JUL12	22AUG12
3SIECOE17	P.O. Low Voltage Electrical Cabinets	30	100	01DEC11A	28FEB13A	12JUL12	22AUG12
3SIECOE26	P.O. MCC's	35	100	01DEC11A	28FEB13A	12JUL12	29AUG12
3SIECOE76	P.O. Variable Frequency Drivers (VFD)	35	100	01DEC11A	28FEB13A	12JUL12	29AUG12
3SIECOE35	P.O. Electrical Substations	40	100	09DEC11A	02AUG12A	28MAR12	23MAY12
3SIECOE65	P.O. Auxiliary Main Transformer	40	100	09DEC11A	25JUL12A	21MAR12	16MAY12
3SIECOE94	P.O. Duct Bars	35	100	12DEC11A	30APR13A	04OCT12	22NOV12
3SIECOE74	P.O. Diesel Emergency Generator	40	100	31AUG12A	07FEB13A	04JUN12	13JUL12
3SIECOE55	P.O. Power Cables	30	100	07MAR13A	20MAY13A	30OCT12	11DEC12
3SIECOE25	P.O.Batteries and Chargers Direct Current System	30	35	19MAR13A	08JUL13	25JAN13	08MAR13
3SIECOE30	P.O. Uninterruptible Power Supply (UPS)	35	100	19MAR13A	28JUN13A	04OCT12	22NOV12
3SIECOE02	P.O. Electrical Installation PB	35	90	29MAR13A	31JUL13	30OCT12	26DEC12
3SIECOE84	P.O. Lightning Protection	35	90	29MAR13A	31JUL13	01NOV12	20DEC12
3SIECOE64	P.O. Earthing Cables for PB	25	100	22APR13A	15MAY13A	14JUN12	18JUL12
3SIECOE70	P.O. CCTV and PA Systems	35	10	28JUN13A	29JUL13	04OCT12	22NOV12
Engineering							
Civil							
3SIEIGC15	Substation Engineering	44	100	01AUG12A	15MAY13A	14JUN12	05SEP12
3SIEIGC25	Transformers' Civil works design	40	80	04SEP12A	19JUL13	12JUL12	05SEP12
3SIEIGC35	Delivery Transformers Forms & Loads	0	100	26APR13A		12JUL12	

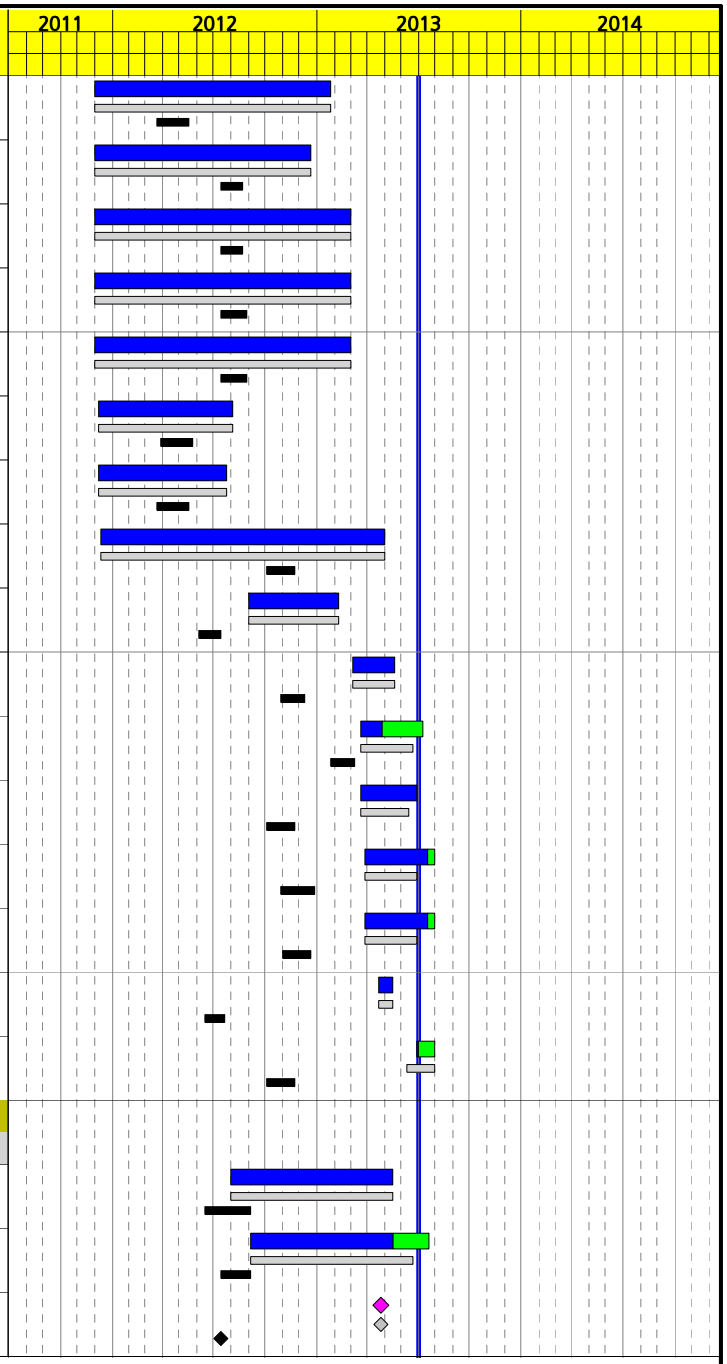

Activity ID	Activity Description	Orig Dur	% Comp	Early Start	Early Finish	Target 1 Early Start	Target 1 Early Finish
Power Purchase Agreement (PPA)							
3SIEIGP10	CAISO B1: Metering Scheme Overview	0	100	03JUN13A			
3SIEIGP20	CAISE B2: Initial Metering Package	0	0	13NOV13			
3SIEIGP30	CAISO B4: RIG Certific. and Final Metering Pack	0	0	15APR14			
3SIEIGP40	CAISO B5: Metering and Telemetry Testing	0	0	05MAY14			
Manufacturing & Supply							
Mechanical							
3SIEFBM05	Manufacture & Supply Air Conditioning	50	65	01MAR13A	01OCT13	20FEB13	15MAY13
Electrical							
3SIEFBE05	Manufacture & Supply Electrical Substations	151	100	03AUG12A	30APR13A	24MAY12	26MAR13
3SIEFBE76	Manufacture & Supply VFD's	126	89	03DEC12A	19SEP13	30AUG12	29MAY13
3SIEFBE25	Manufacture & Supply MV Electrical Cabinets	102	93	21DEC12A	06SEP13	23AUG12	09APR13
3SIEFBE19	Manufacture & Supply Auxiliary Transformers	80	86	28JAN13A	16AUG13	26JUL12	19MAR13
3SIEFBE29	Manufacture & Supply MCC's	118	67	01MAR13A	23SEP13	30AUG12	02APR13
3SIEFBE35	Manufacture & Supply Low Voltage Cabinets	118	67	01MAR13A	23SEP13	23AUG12	26MAR13
3SIEFBE80	M&S of Rig and Metering Equipment	50	100	01APR13A	10JUN13A		
3SIEFBE64	Manufacture & Supply PB Earthing Cable	10	100	14MAY13A	24JUN13A	19JUL12	12SEP12
3SIEFBE55	Manufacture & Supply Power Cable	15	98	21MAY13A	15JUL13	12DEC12	05APR13
3SIEFBE30	Manufacture & Supply DC Batteries&Chargers	70	0	09JUL13	15OCT13	11MAR13	24JUN13
3SIEFBE70	Manufacture & Supply CCTV&PA	50	0	30JUL13	08OCT13	06MAR13	15MAY13
3SIEFBE84	Manufacture & Supply Lightning Protection	60	0	01AUG13	24OCT13	20FEB13	15MAY13

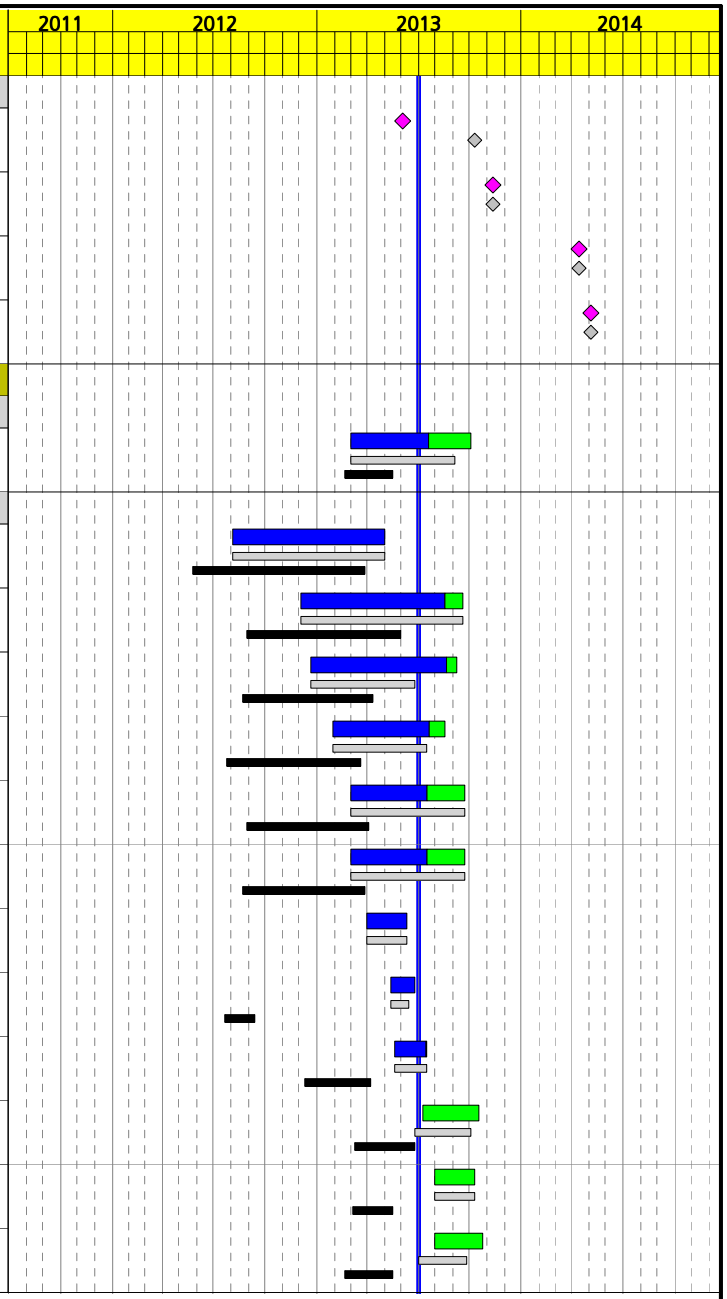

Activity ID	Activity Description	Orig Dur	% Comp	Early Start	Early Finish	Target 1 Early Start	Target 1 Early Finish
Alpha							
Manufacturing & Supply							
Electrical							
3SIEFBE27A	Manufac. & Supply Main Transformer Alpha	290	100	01FEB12A	05OCT12A	08MAR12	24APR13
3SIEFBE17A	Manufacture & Supply Aux. Main Transformer Alpha	189	100	26JUL12A	26FEB13A	17MAY12	02APR13
3SIEFBE74A	Manufact&Supply Emergency Diesel Generator Alpha	111	89	08FEB13A	02AUG13	19NOV12	24MAY13
3SIEFBE88A	Manufacture & Supply Duct Bars Alpha	103	40	03JUN13A	26NOV13	03JAN13	02AUG13
3SIEFBE40A	Manufacture & Supply UPS Alpha	70	0	01JUL13A	08OCT13	23NOV12	10JUL13
Construction							
Civil							
3SIECNC80A	Electrical Substation Civil Works Alpha	55	100	14SEP12A	30APR13A	23AUG12	07NOV12
3SIECNC10A	Control Electrical Room Erection Alpha	36	40	03JUN13A	29AUG13	23OCT12	10JAN13
3SIECNC30A	Cooling Towers Electrical Room Erection Alpha	36	40	03JUN13A	20SEP13	23OCT12	03JAN13
3SIECNC40A	HTF Electrical Room Erection Alpha	36	40	03JUN13A	11OCT13	13NOV12	24JAN13
3SIECNC85A	Turbine Electrical & Control Room Erection Alpha	38	40	03JUN13A	29AUG13	09JAN13	20MAR13
3SIECNC05A	Control Electrical Room Foundations Alpha	19	25	17JUN13A	01AUG13	02OCT12	22OCT12
3SIECNC15A	Cooling Towers Electrical Room Foundations Alpha	19	25	17JUN13A	22AUG13	02OCT12	22OCT12
3SIECNC25A	HTF Electrical Room Foundations Alpha	19	25	17JUN13A	22AUG13	23OCT12	12NOV12
3SIECNC65A	Underground Ducts in PB Alpha	60	10	25JUN13A	27SEP13	09OCT12	03JAN13
3SIECNC45A	Diesel Emergency Generator Foundation Alpha	20	0	26JUL13	22AUG13	06NOV12	04DEC12
3SIECNC55A	Civil Works Street lighting Alpha	40	0	15AUG13	10OCT13	01APR13	10JUN13
3SIECNC60A	Foundations&Walls of auxiliary Transformers Alph	25	0	23AUG13	27SEP13	05DEC12	17JAN13

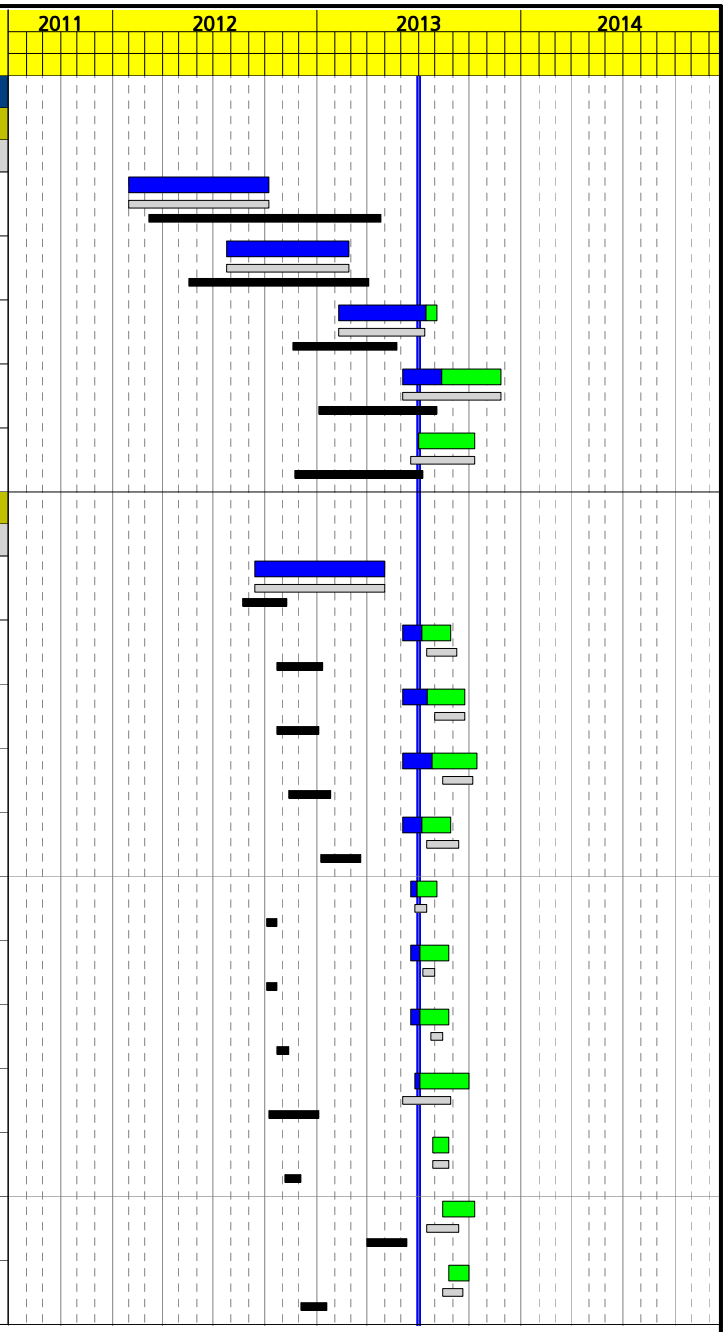

Activity ID	Activity Description	Orig Dur	% Comp	Early Start	Early Finish	Target 1 Early Start	Target 1 Early Finish
3SIECNC35A	A/C installation in Electrical Rooms Alpha	30	0	04SEP13	15OCT13	16MAY13	26JUN13
Electrical							
3SIECNE42A	Main Transformer Installation Alpha	15	100	03DEC12A	05DEC12A	25APR13	16MAY13
3SIECNE20A	Electrical Substation Assembly Alpha	38	99	22APR13A	15JUL13	15JAN13	03JUL13
3SIECNE22A	Auxiliary Main Transformer Installation Alpha	10	100	29APR13A	27MAY13A	03APR13	30APR13
3SIECNE97A	Installation of RIG and MEtering Equipment Alpha	10	0	10JUL13	23JUL13		
3SIECNE90A	PB Earthing Net Alpha	80	0	09AUG13	03DEC13	13SEP12	12MAR13
3SIECNE68A	Diesel Emergency Generator Installation Alpha	20	0	23AUG13	20SEP13	27MAY13	21JUN13
3SIECNE80A	Electrical Trays Installation Alpha	56	0	24SEP13	12DEC13	18JAN13	13MAY13
3SIECNE95A	PB Lights Installation Alpha	55	0	27SEP13	16DEC13	14MAY13	29JUL13
3SIECNE87A	Auxiliary Transformers Installation Alpha	10	0	30SEP13	11OCT13	21MAR13	25APR13
3SIECNE75A	CCTV & PA Systems Installation Alpha	30	0	09OCT13	20NOV13	06JUN13	17JUL13
3SIECNE32A	VFD's Installation Alpha	40	0	14OCT13	10DEC13	30MAY13	26JUN13
3SIECNE40A	Medium Voltage Cabinets Installation Alpha	10	0	14OCT13	25OCT13	10APR13	05JUN13
3SIECNE45A	Low Voltage Cabinets Installation Alpha	40	0	14OCT13	10DEC13	27MAR13	05JUN13
3SIECNE50A	MCC's Installation Alpha	40	0	14OCT13	10DEC13	03APR13	12JUN13
3SIECNE85A	Electrical Cable Installation PB Alpha	70	0	15OCT13	24JAN14	19JUN13	25SEP13
3SIECNE55A	Installation DC Batteries & Chargers Alpha	20	0	16OCT13	13NOV13	25JUN13	22JUL13
3SIECNE60A	UPS Installation Alpha	25	0	16OCT13	20NOV13	11JUL13	14AUG13
3SIECNE98A	Lightning Protection Installation Alpha	20	0	25OCT13	25NOV13	17JUL13	13AUG13

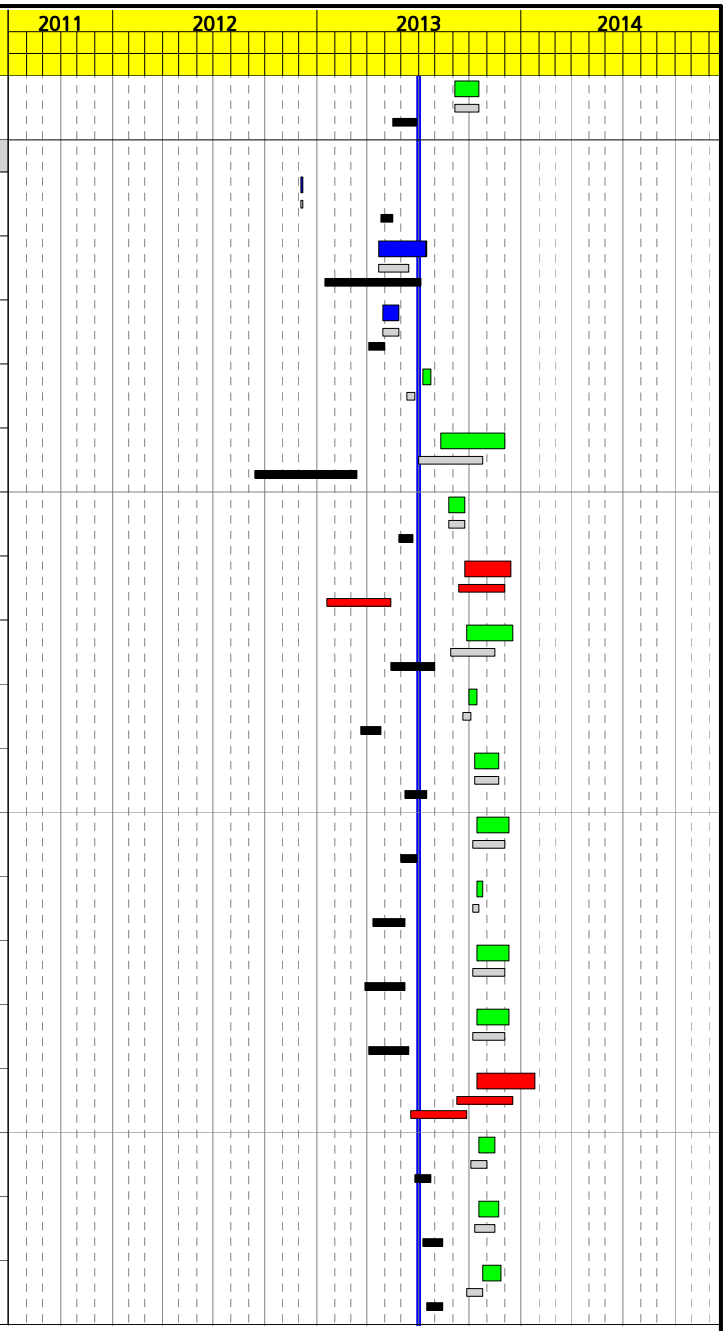

Activity ID	Activity Description	Orig Dur	% Comp	Early Start	Early Finish	Target 1 Early Start	Target 1 Early Finish
3SIECNE78A	Duct Bars Installation Alpha	15	0	11NOV13	03DEC13	09JUL13	02SEP13
Commissioning & Start Up							
Electrical							
3SIEPEE05A	Diesel Emergency Generator Start Up Alpha	10	0	23SEP13	04OCT13	26SEP13	09OCT13
3SIEPEE15A	Electrical Substation Commissioning Alpha	4	0	16OCT13	21OCT13	11SEP13	25SEP13
3SIEPEE70A	Main Transformer Commissioning Alpha	3	0	22OCT13	24OCT13	15MAY14	21MAY14
3SIEPEE23A	Auxiliary Main Transformer Commissioning Alpha	1	0	10DEC13	10DEC13	26SEP13	02OCT13
3SIEPEE30A	Medium Voltage Cabinets Commissioning Alpha	2	0	11DEC13	12DEC13	03OCT13	09OCT13
3SIEPEE25A	Distribution Transformers Commissioning Alpha	3	0	13DEC13	17DEC13	10OCT13	16OCT13
3SIEPEE35A	Low Voltage Elect. Cabinets Commissioning Alpha	3	0	18DEC13	20DEC13	17OCT13	23OCT13
3SIEPEE40A	MCC's Commissioning Alpha	3	0	23DEC13	26DEC13	24OCT13	30OCT13
3SIEPEE60A	VFD's Commissioning Alpha	3	0	27DEC13	31DEC13	31OCT13	06NOV13
3SIEPEE50A	Plant Electrical System Energization Alpha	0	0		31DEC13		06NOV13
Instrumentation & Control							
3SIEPEI05A	Communications Testing w/Transmission Owner Alph	3	0	02OCT13	04OCT13	28AUG13	03SEP13
3SIEPEI15A	Electrical System Signal Testing Alpha	10	0	11DEC13	24DEC13	17OCT13	06NOV13
Beta							
Manufacturing & Supply							
Electrical							
3SIEFBE27B	Manufac. & Supply Main Transformer Beta	290	100	01FEB12A	08OCT12A	08MAR12	24APR13
3SIEFBE17B	Manufacture & Supply Aux. Main Transformer Beta	189	100	26JUL12A	26FEB13A	17MAY12	08MAY13
3SIEFBE74B	Manufact&Supply Emergency Diesel Generator Beta	130	86	08FEB13A	09AUG13	19NOV12	24MAY13
3SIEFBE88B	Manufacture & Supply Duct Bars Beta	103	40	03JUN13A	26NOV13	30JAN13	29AUG13

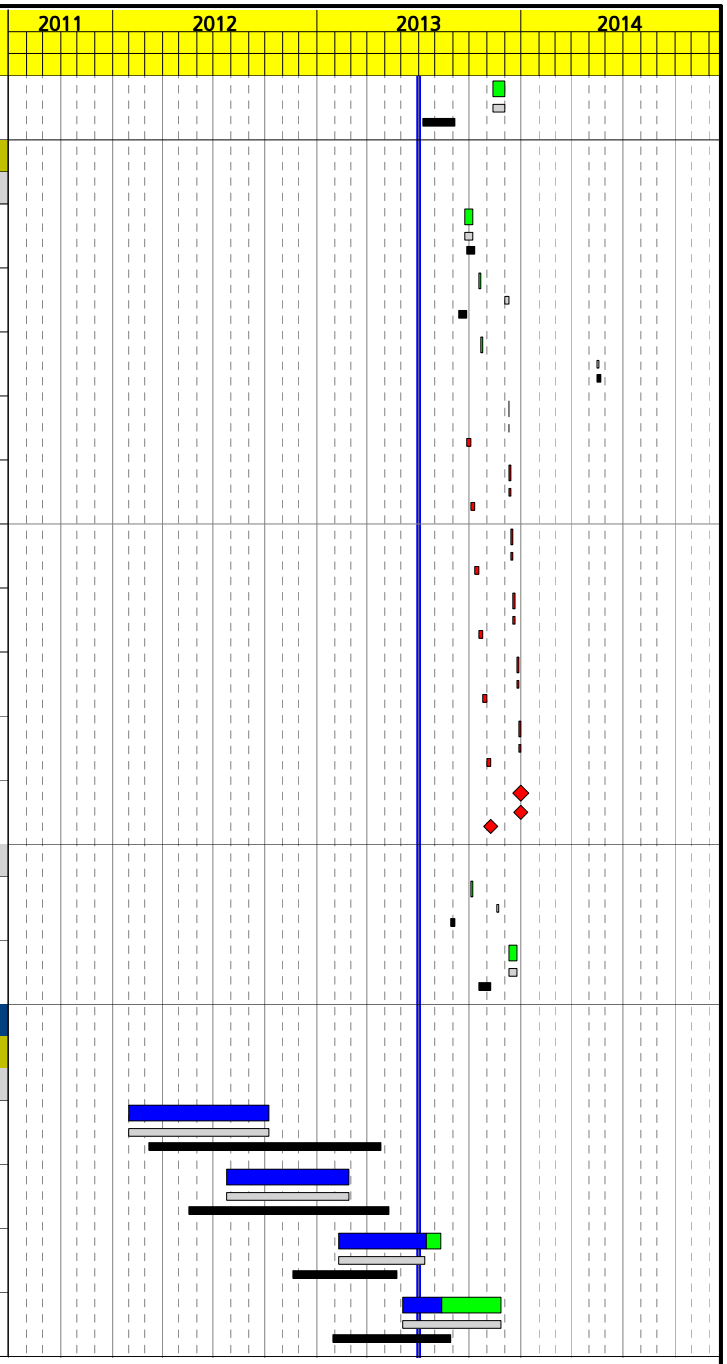

Activity ID	Activity Description	Orig Dur	% Comp	Early Start	Early Finish	Target 1 Early Start	Target 1 Early Finish
3SIEFBE40B	Manufacture & Supply UPS Beta	70	0	01JUL13	08OCT13	23NOV12	10JUL13
Construction							
Civil							
3SIECNC80B	Electrical Substation Civil Works Beta	54	100	17SEP12A	30APR13A	09AUG12	23OCT12
3SIECNC10B	Control Electrical Room Erection Beta	38	40	03JUN13A	29AUG13	23OCT12	10JAN13
3SIECNC30B	Cooling Towers Electrical Room Erection Beta	38	40	03JUN13A	20SEP13	23OCT12	03JAN13
3SIECNC40B	HTF Electrical Room Erection Beta	38	40	03JUN13A	16OCT13	13NOV12	24JAN13
3SIECNC85B	Turbine Electrical & Control Room Erection Beta	38	40	03JUN13A	29AUG13	09JAN13	20MAR13
3SIECNC05B	Control Electrical Room Foundations Beta	19	25	17JUN13A	01AUG13	02OCT12	22OCT12
3SIECNC15B	Cooling Towers Electrical Room Foundations Beta	19	25	17JUN13A	22AUG13	02OCT12	22OCT12
3SIECNC25B	HTF Electrical Room Foundations Beta	19	25	17JUN13A	22AUG13	23OCT12	12NOV12
3SIECNC65B	Underground Ducts in PB Beta	60	10	25JUN13A	27SEP13	23OCT12	17JAN13
3SIECNC45B	Diesel Emergency Generator Foundation Beta	20	0	26JUL13	22AUG13	06NOV12	04DEC12
3SIECNC55B	Civil Works Street lighting Beta	35	0	15AUG13	03OCT13	15APR13	24JUN13
3SIECNC60B	Foundations&Walls of auxiliary Transformers Beta	25	0	23AUG13	27SEP13	06SEP12	17OCT12
3SIECNC35B	A/C installation in Electrical Rooms Beta	30	0	05SEP13	16OCT13	16MAY13	26JUN13
Electrical							
3SIECNE42B	Main Transformer Installation Beta	15	100	03DEC12A	05DEC12A	25APR13	16MAY13
3SIECNE20B	Electrical Substation Assembly Beta	38	99	22APR13A	15JUL13	27FEB13	14AUG13
3SIECNE22B	Auxiliary Main Transformer Installation Beta	10	100	29APR13A	20MAY13A	09MAY13	05JUN13
3SIECNE97B	Installation of RIG and Metering Equipment Beta	10	0	10JUL13	23JUL13		



Activity ID	Activity Description	Orig Dur	% Comp	Early Start	Early Finish	Target 1 Early Start	Target 1 Early Finish
3SIECNE90B	PB Grounding Net Beta	80	0	09AUG13	03DEC13	13SEP12	12MAR13
3SIECNE68B	Diesel Emergency Generator Installation Beta	20	0	23AUG13	20SEP13	27MAY13	21JUN13
3SIECNE40B	Medium Voltage Cabinets Installation Beta	10	0	09SEP13	20SEP13	10APR13	05JUN13
3SIECNE80B	Electrical Trays Installation Beta	57	0	30SEP13	19DEC13	27DEC12	19APR13
3SIECNE87B	Auxiliary Transformers Installation Beta	10	0	30SEP13	11OCT13	21MAR13	25APR13
3SIECNE95B	PB Lights Installation Beta	55	0	04OCT13	23DEC13	25JUN13	09SEP13
3SIECNE75B	CCTV & PA Systems Installation Beta	30	0	09OCT13	20NOV13	16MAY13	26JUN13
3SIECNE55B	Installation DC Batteries & Chargers Beta	20	0	16OCT13	13NOV13	25JUN13	22JUL13
3SIECNE60B	UPS Installation Beta	25	0	16OCT13	20NOV13	11JUL13	14AUG13
3SIECNE32B	VFD's Installation Beta	40	0	17OCT13	13DEC13	04JAN13	31JAN13
3SIECNE45B	Low Voltage Cabinets Installation Beta	40	0	17OCT13	13DEC13	27MAR13	05JUN13
3SIECNE50B	MCC's Installation Beta	40	0	17OCT13	13DEC13	21NOV12	31JAN13
3SIECNE85B	Electrical Cable Installation PB Beta	65	0	21OCT13	23JAN14	03JUL13	09OCT13
3SIECNE98B	Lightning Protection Installation Beta	20	0	25OCT13	25NOV13	07AUG13	03SEP13
3SIECNE78B	Duct Bars Installation Beta	15	0	04NOV13	26NOV13	02AUG13	27SEP13
Commissioning & Start Up							
Electrical							
3SIEPEE15B	Electrical Substation Commissioning Beta	4	0	16SEP13	19SEP13	30AUG13	12SEP13
3SIEPEE70B	Main Transformer Commissioning Beta	3	0	20SEP13	24SEP13	09JUN14	13JUN14
3SIEPEE05B	Diesel Emergency Generator Start Up Beta	10	0	23SEP13	04OCT13	10OCT13	23OCT13
3SIEPEE23B	Auxiliary Main Transformer Commissioning Beta	1	0	11DEC13	11DEC13	10OCT13	16OCT13

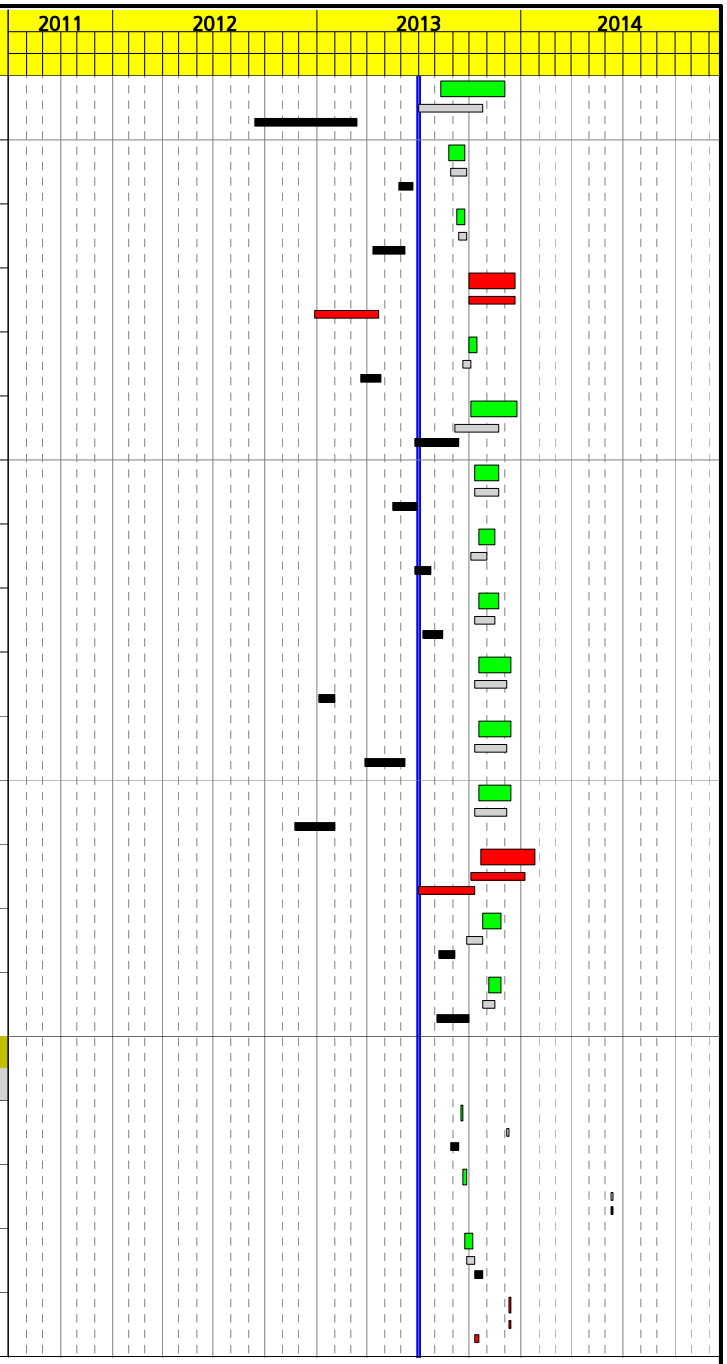

Activity ID	Activity Description	Orig Dur	% Comp	Early Start	Early Finish	Target 1 Early Start	Target 1 Early Finish
3SIEPEE30B	Medium Voltage Cabinets Commissioning Beta	3	0	12DEC13	16DEC13	17OCT13	23OCT13
3SIEPEE25B	Distribution Transformers Commissioning Beta	3	0	17DEC13	19DEC13	24OCT13	30OCT13
3SIEPEE35B	Low Voltage Elect. Cabinets Commissioning Beta	3	0	20DEC13	24DEC13	31OCT13	06NOV13
3SIEPEE40B	MCC's Commissioning Beta	3	0	26DEC13	30DEC13	07NOV13	13NOV13
3SIEPEE60B	VFD's Commissioning Beta	3	0	31DEC13	03JAN14	14NOV13	21NOV13
3SIEPEE50B	Plant Electrical System Energization Beta	0	0		03JAN14		21NOV13
Instrumentation & Control							
3SIEPEI05B	Communications Testing w/Transmission Owner Beta	3	0	30AUG13	04SEP13	16AUG13	22AUG13
3SIEPEI15B	Electrical System Signal Testing Beta	10	0	12DEC13	26DEC13	31OCT13	21NOV13
I&C System							
Common							
Procurement							
Instrumentation & Control							
3SIICOI20	P.O. Control Valves no HTF	35	100	01MAR12A	28FEB13A	14AUG12	01OCT12
3SIICOI70	P.O. Instrumentation for Block of Power	65	90	01NOV12A	15JUL13	16OCT12	11DEC12
3SIICOI30	P.O. Control Cables PB	25	45	15APR13A	15JUL13	30OCT12	11DEC12
3SIICOI03	P.O. I&C Installation in PB	40	0	16JUL13	10SEP13	30OCT12	26DEC12
Manufacturing & Supply							
Instrumentation & Control							
3SIIFBI60	Manufacture & Supply Control Valves PB	142	62	01MAR13A	27SEP13	02OCT12	20MAY13
3SIIFBI30	Manufacture & Supply Instruments for PB	98	55	01MAY13A	18SEP13	12DEC12	03JUN13
3SIIFBI05	Manufacture & Supply PB Control Cable	50	0	16JUL13	24SEP13	12DEC12	22FEB13

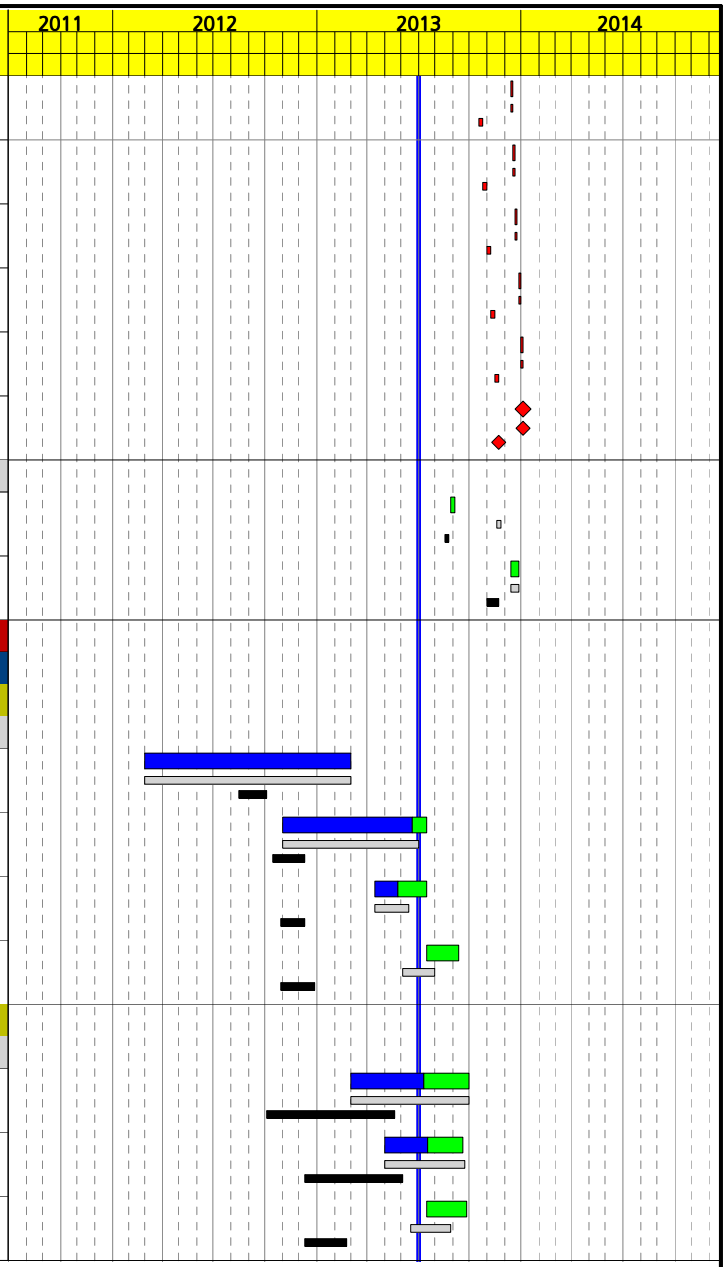

Activity ID	Activity Description	Orig Dur	% Comp	Early Start	Early Finish	Target 1 Early Start	Target 1 Early Finish
Alpha							
Construction							
Instrumentation & Control							
3SIICNI05A	I&C Installation on PB Alpha	110	0	25SEP13	03MAR14	07MAY13	08OCT13
Beta							
Construction							
Instrumentation & Control							
3SIICNI05B	I&C Installation on PB Beta	100	0	09OCT13	03MAR14	21MAY13	08OCT13
Start Up							
General							
Common							
Commissioning & Start Up							
General							
4GENPEG53	ASI Approval of Performance Test Procedure	10	0	15NOV13	29NOV13	13NOV13	27NOV13
4GENPEG33	Operation Personnel Available	0	0	08JAN14		10JAN14	
4GENPEG43	Delivery of Operation Procedures & Manuals	0	0	07MAY14		07MAY14	
Start Up							
Common							
Commissioning & Start Up							
General							
4PEMPEG21	Provisional Acceptance	0	0		07JUL14		09JUL14
Alpha							
Commissioning & Start Up							
General							
4PEMPEG10A	HTF Filling of Overflow & Expansion Tanks Alpha	8	0	20DEC13	02JAN14	10DEC13	31DEC13
4PEMPEG15A	Start Up HTF Filling/Discharge Pumps Alpha	3	0	20DEC13	24DEC13	10DEC13	13DEC13
4PEMPEG19A	HTF Fill Up PB Piping + Recirculation Alpha	6	0	03JAN14	10JAN14	02JAN14	08JAN14
4PEMPEG12A	Start Up Auxiliary HTF Pump Alpha	3	0	13JAN14	15JAN14	09JAN14	13JAN14
4PEMPEG33A	Start Up Electrical Heater Alpha	8	0	14JAN14	23JAN14	10JAN14	23JAN14

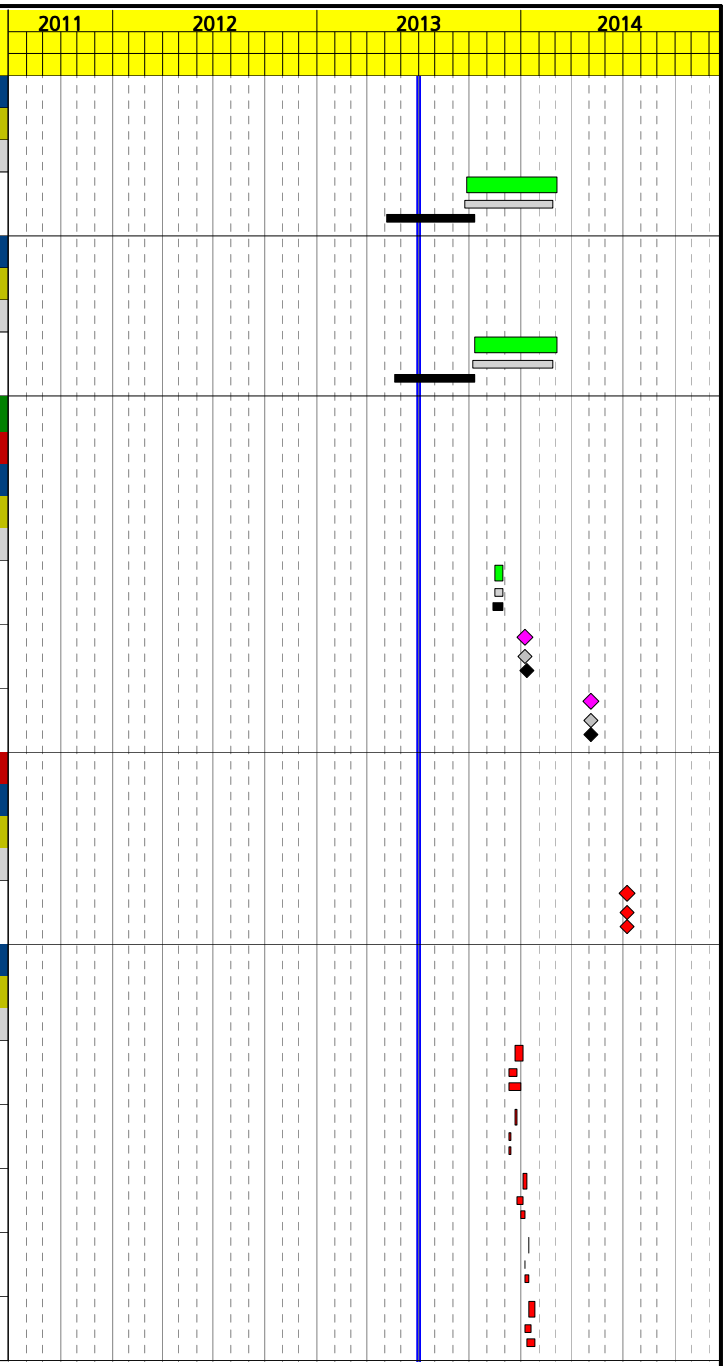

Activity ID	Activity Description	Orig Dur	% Comp	Early Start	Early Finish	Target 1 Early Start	Target 1 Early Finish
4PEMPEG22A	HTF Fill of Steam Generator Alpha	3	0	16JAN14	20JAN14	14JAN14	16JAN14
4PEMPEG05A	Chemical Cleaning Condensate System Alpha	4	0	24JAN14	29JAN14	24JAN14	30JAN14
4PEMPEG49A	Alkaline Boiling of Steam Generator Alpha	2	0	30JAN14	31JAN14	31JAN14	03FEB14
4PEMPEG35A	Solar Field Collector Pipe HTF Fill Up Alpha	5	0	03FEB14	07FEB14	04FEB14	11FEB14
4PEMPEG17A	Start Up HTF Main Circulation Pumps Alpha	4	0	10FEB14	13FEB14	12FEB14	17FEB14
4PEMPEG45A	Recirculation & HTF Cooking Alpha	6	0	10FEB14	17FEB14	12FEB14	18FEB14
4PEMPEG16A	HTF Loops Fill from Collector Pipe Alpha	8	0	18FEB14	27FEB14	19FEB14	25FEB14
4PEMPEG57A	Control&Operation tests of Steam Generator Alpha	7	0	18FEB14	26FEB14	19FEB14	27FEB14
4PEMPEG76A	Loops Control Valves Calibration Alpha	15	0	28FEB14	20MAR14	26FEB14	11MAR14
4PEMPEG26A	PTC Out of Sync Follow Up Alpha	18	0	14MAR14	08APR14	05MAR14	01APR14
4PEMPEG21A	Flushing of HTF System Alpha	3	0	26MAR14	28MAR14	19MAR14	26MAR14
4PEMPEG74A	Steam Blowing Alpha	6	0	31MAR14	07APR14	27MAR14	09APR14
4PEMPEG80A	DCS Communication Test to ByPass Alpha	5	0	08APR14	14APR14	10APR14	16APR14
4PEMPEG81A	ST Shaft Instrumentation Uninst.for Align Alpha	1	0	08APR14	08APR14	10APR14	10APR14
4PEMPEG82A	Steam Turbine Final Alignment Alpha	3	0	09APR14	11APR14	11APR14	15APR14
4PEMPEG83A	Condenser Grouting Alpha	2	0	14APR14	15APR14	16APR14	17APR14
4PEMPEG84A	Shaft Instruments Reinstall & Test Alpha	1	0	15APR14	15APR14	17APR14	17APR14
4PEMPEG86A	Turning gear Alpha	2	0	16APR14	17APR14	18APR14	21APR14
4PEMPEG89A	Auxiliary Systems Check Alpha	4	0	18APR14	23APR14	22APR14	25APR14
4PEMPEG90A	Control Valves, Emergency & ByPass Tests Alpha	2	0	18APR14	21APR14	22APR14	23APR14

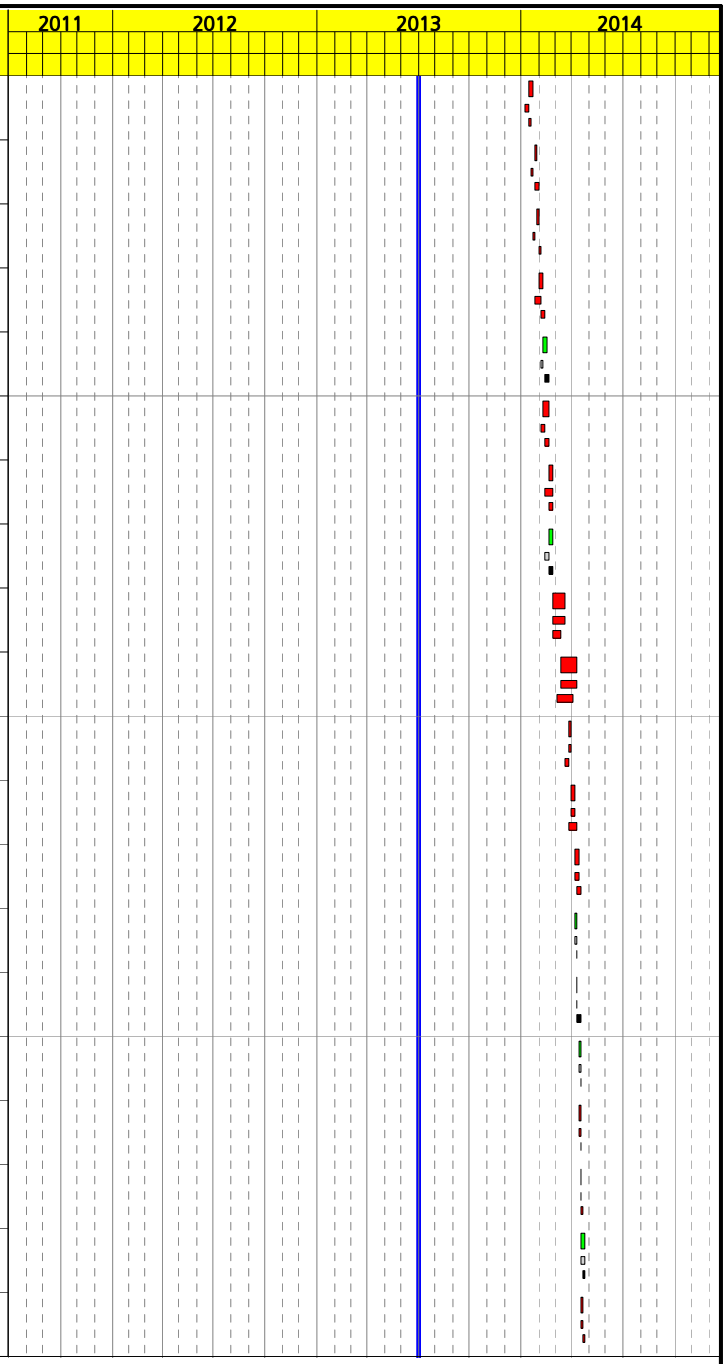

Activity ID	Activity Description	Orig Dur	% Comp	Early Start	Early Finish	Target 1 Early Start	Target 1 Early Finish
4PEMPEG97A	Steam Turbine Protections Blow Alpha	5	0	18APR14	24APR14	22APR14	28APR14
4PEMPEG88A	Safety Test w/AIO Low-High Evaporator Level Alph	2	0	22APR14	23APR14	21APR14	22APR14
4PEMPEG93A	Generator Tests (inc. AVR) Alpha	2	0	22APR14	23APR14	24APR14	25APR14
4PEMPEG91A	Reheater & Evaporator PSV Release Testing Alpha	4	0	24APR14	29APR14	23APR14	28APR14
4PEMPEG94A	First Run Up in Steam Turbine Alpha	2	0	24APR14	25APR14	28APR14	29APR14
4PEMPEG92A	Steam By Pass Tests Alpha	6	0	30APR14	07MAY14	29APR14	07MAY14
4PEMPEG95A	First Steam in Turbine Alpha	0	0	08MAY14		08MAY14	
4PEMPEG96A	Parameters Check w/ Steam Alpha	1	0	08MAY14	08MAY14	08MAY14	08MAY14
4PEMPEG98A	Overspeed Tests Alpha	1	0	08MAY14	08MAY14	08MAY14	08MAY14
4PEMPEG99A	Pre-Synchronization Alpha	1	0	09MAY14	09MAY14	09MAY14	09MAY14
4PEMPEG01A	First Synchronization ST Alpha	3	0	12MAY14	14MAY14	12MAY14	14MAY14
4PEMPEG03A	Increase Load Testing 25% Alpha	1	0	15MAY14	15MAY14	15MAY14	15MAY14
4PEMPEG06A	Increase Load Testing 50% Alpha	1	0	16MAY14	16MAY14	16MAY14	16MAY14
4PEMPEG07A	Increase Load Testing 75% Alpha	1	0	19MAY14	19MAY14	19MAY14	19MAY14
4PEMPEG09A	Increase Load Testing 100% Alpha	1	0	20MAY14	20MAY14	20MAY14	20MAY14
4PEMPEG02A	Gearbox Check Alpha	3	0	21MAY14	23MAY14	21MAY14	23MAY14
4PEMPEG11A	Stabilization, Tune Up&Internal Reliability Alph	5	0	21MAY14	27MAY14	21MAY14	27MAY14
4PEMPEG13A	Plant Performance Test Alpha	6	0	29MAY14	05JUN14	28MAY14	04JUN14

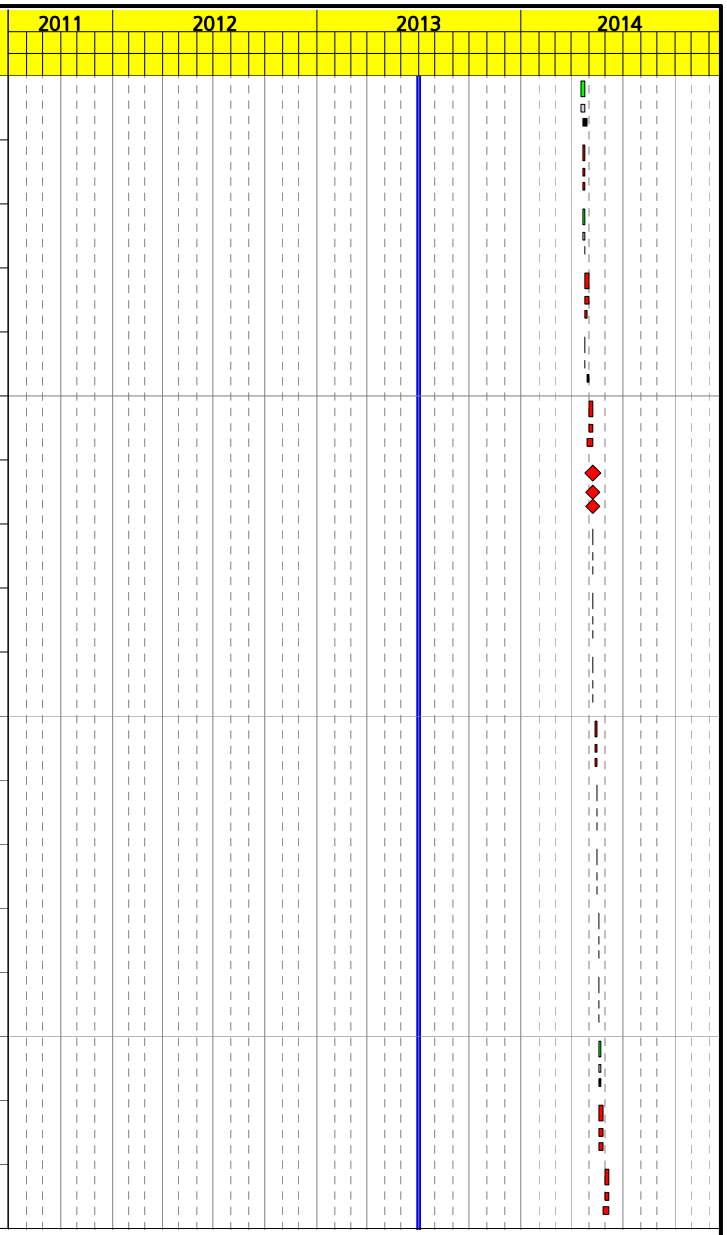

Activity ID	Activity Description	Orig Dur	% Comp	Early Start	Early Finish	Target 1 Early Start	Target 1 Early Finish
Beta							
Commissioning & Start Up							
General							
4PEMPEG10B	HTF Filling of Overflow & Expansion Tanks Beta	8	0	02JAN14	13JAN14	20DEC13	13JAN14
4PEMPEG15B	Start Up HTF Filling/Discharge Pumps Beta	3	0	02JAN14	06JAN14	20DEC13	26DEC13
4PEMPEG19B	HTF Fill Up PB Piping + Recirculation Beta	5	0	14JAN14	20JAN14	15JAN14	21JAN14
4PEMPEG12B	Start Up Auxiliary HTF Pump Beta	3	0	21JAN14	23JAN14	22JAN14	24JAN14
4PEMPEG33B	Start Up Electrical Heater Beta	8	0	22JAN14	31JAN14	23JAN14	06FEB14
4PEMPEG22B	HTF Fill of Steam Generator Beta	3	0	24JAN14	28JAN14	27JAN14	29JAN14
4PEMPEG05B	Chemical Cleaning Condensate System Beta	4	0	03FEB14	06FEB14	07FEB14	13FEB14
4PEMPEG49B	Alkaline Boiling of Steam Generator Beta	2	0	07FEB14	10FEB14	14FEB14	17FEB14
4PEMPEG35B	Solar Field Collector Pipe HTF Fill Up Beta	5	0	11FEB14	17FEB14	19FEB14	25FEB14
4PEMPEG17B	Start Up HTF Main Circulation Pumps Beta	4	0	18FEB14	21FEB14	26FEB14	03MAR14
4PEMPEG45B	Recirculation & HTF Cooking Beta	6	0	18FEB14	25FEB14	26FEB14	06MAR14
4PEMPEG16B	HTF Loops Fill from Collector Pipe Beta	8	0	26FEB14	07MAR14	07MAR14	13MAR14
4PEMPEG57B	Control&Operation tests of Steam Generator Beta	7	0	26FEB14	06MAR14	07MAR14	17MAR14
4PEMPEG76B	Loops Control Valves Calibration Beta	15	0	10MAR14	28MAR14	14MAR14	27MAR14
4PEMPEG26B	PTC Out of Sync Follow Up Beta	18	0	24MAR14	16APR14	21MAR14	17APR14
4PEMPEG21B	Flushing of HTF System Beta	8	0	03APR14	14APR14	04APR14	11APR14
4PEMPEG74B	Steam Blowing Beta	8	0	15APR14	24APR14	14APR14	25APR14
4PEMPEG80B	DCS Communication Test to ByPass Beta	5	0	25APR14	01MAY14	28APR14	05MAY14

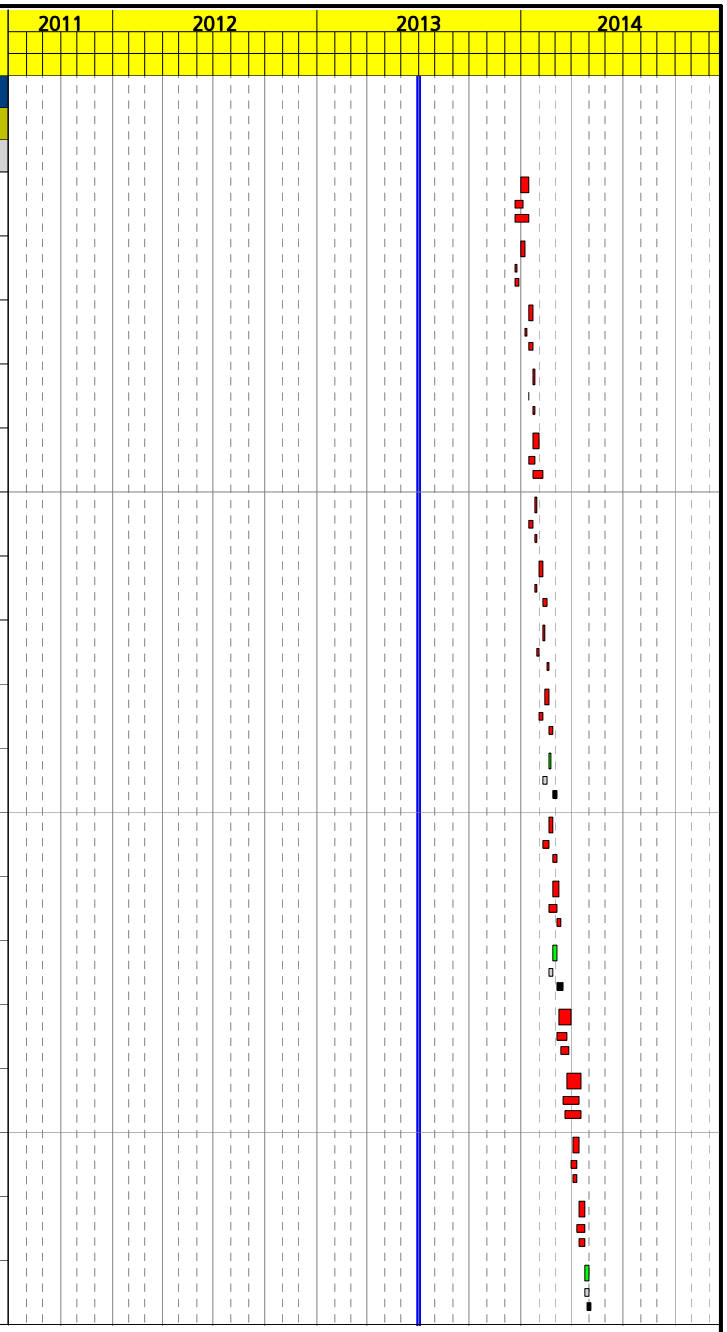

Activity ID	Activity Description	Orig Dur	% Comp	Early Start	Early Finish	Target 1 Early Start	Target 1 Early Finish
4PEMPEG81B	ST Shaft Instrumentation Uninst.for Align Beta	1	0	25APR14	25APR14	28APR14	28APR14
4PEMPEG82B	Steam Turbine Final Alignment Beta	3	0	09MAY14	13MAY14	13MAY14	15MAY14
4PEMPEG83B	Condenser Grouting Beta	2	0	14MAY14	15MAY14	16MAY14	19MAY14
4PEMPEG84B	Shaft Instruments Reinstall & Test Beta	1	0	14MAY14	14MAY14	16MAY14	16MAY14
4PEMPEG86B	Turning gear Beta	2	0	15MAY14	16MAY14	19MAY14	20MAY14
4PEMPEG89B	Auxiliary Systems Check Beta	5	0	19MAY14	23MAY14	21MAY14	27MAY14
4PEMPEG90B	Control Valves, Emergency & ByPass Tests Beta	2	0	19MAY14	20MAY14	21MAY14	22MAY14
4PEMPEG97B	Steam Turbine Protections Blow Beta	5	0	19MAY14	23MAY14	21MAY14	27MAY14
4PEMPEG88B	Safety Test w/AIO Low-High Evaporator Level Beta	2	0	21MAY14	22MAY14	20MAY14	21MAY14
4PEMPEG93B	Generator Tests (inc. AVR) Beta	2	0	21MAY14	22MAY14	23MAY14	26MAY14
4PEMPEG91B	Reheater & Evaporator PSV Release Testing Beta	4	0	23MAY14	29MAY14	22MAY14	27MAY14
4PEMPEG94B	First Run Up in Steam Turbine Beta	2	0	26MAY14	27MAY14	28MAY14	29MAY14
4PEMPEG92B	Steam By Pass Tests Beta	6	0	30MAY14	06JUN14	28MAY14	04JUN14
4PEMPEG95B	First Steam in Turbine Beta	0	0	09JUN14		05JUN14	
4PEMPEG96B	Parameters Check w/ Steam Beta	1	0	09JUN14	09JUN14	05JUN14	05JUN14
4PEMPEG98B	Overspeed Tests Beta	1	0	09JUN14	09JUN14	05JUN14	05JUN14
4PEMPEG99B	Pre-Synchronization Beta	1	0	10JUN14	10JUN14	06JUN14	06JUN14
4PEMPEG01B	First Synchronization ST Beta	3	0	11JUN14	13JUN14	09JUN14	11JUN14
4PEMPEG03B	Increase Load Testing 25% Beta	1	0	16JUN14	16JUN14	12JUN14	12JUN14
4PEMPEG06B	Increase Load Testing 50% Beta	1	0	17JUN14	17JUN14	13JUN14	13JUN14

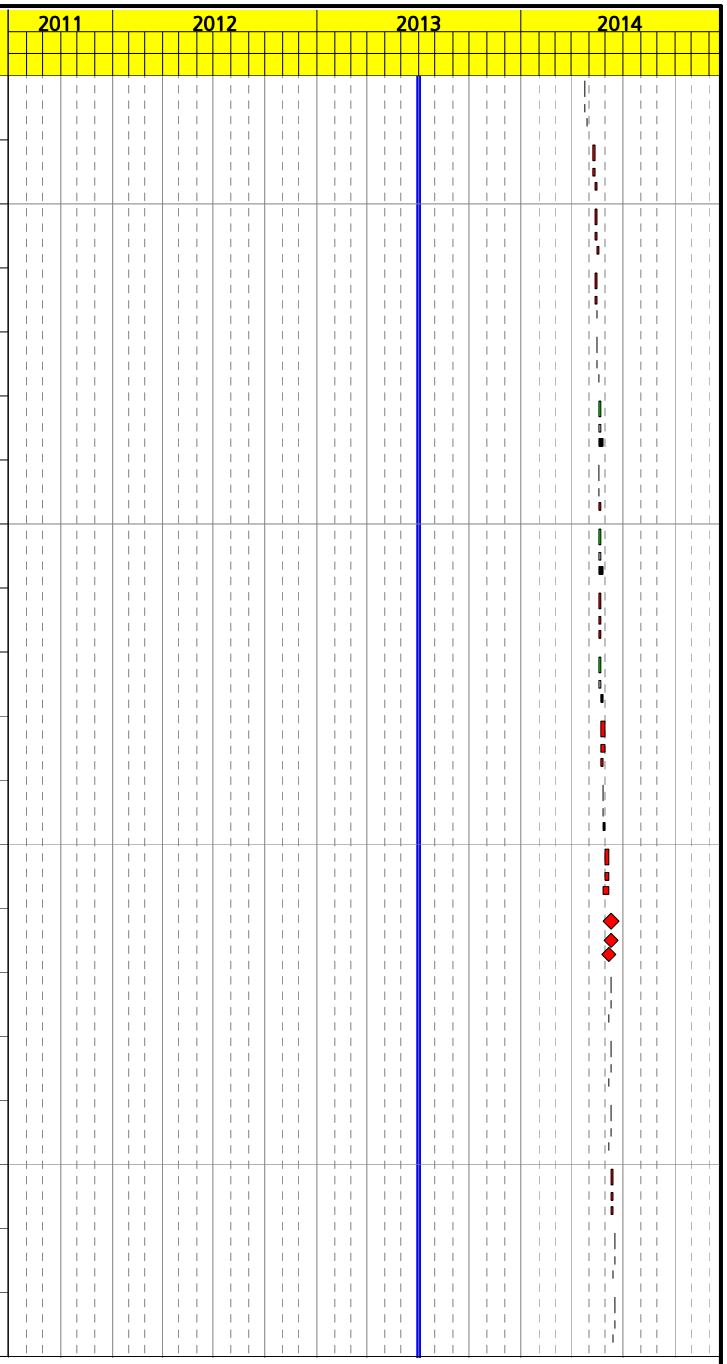

Activity ID	Activity Description	Orig Dur	% Comp	Early Start	Early Finish	Target 1 Early Start	Target 1 Early Finish
4PEMPEG07B	Increase Load Testing 75% Beta	1	0	18JUN14	18JUN14	16JUN14	16JUN14
4PEMPEG09B	Increase Load Testing 100% Beta	1	0	19JUN14	19JUN14	17JUN14	17JUN14
4PEMPEG02B	Gearbox Check Beta	3	0	20JUN14	24JUN14	18JUN14	20JUN14
4PEMPEG11B	Stabilization, Tune Up&Internal Reliability Beta	5	0	20JUN14	26JUN14	18JUN14	24JUN14
4PEMPEG13B	Plant Performance Test Beta	6	0	27JUN14	07JUL14	25JUN14	02JUL14

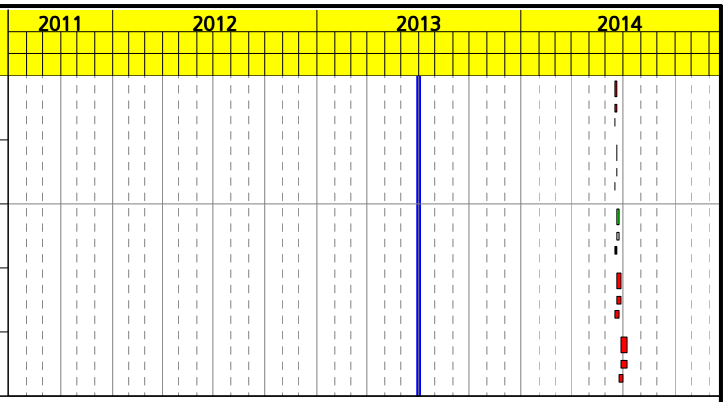

ABENER TEYMA MOJAVE

Compliance No.: GEN-2
Job : Mojave Solar Project
Date: 04/10/2012 Description: Civil Master Drawing List

Line No.	Sheet No.	Description	Type of Document	Revision Number	Applicable Condition of Certification	Vendor Supplied or EOR	Submittal Date
		Site Plan	Drawing		GEN-2	VENDOR	8/26/2011
1	6007-PLN-GFE-00-50-C001	Temporary Tortoise Exclusion Fencing Plan - Sheet Index and Key Map	Drawing		CIVIL - 1	VENDOR	3/2/2011
2	6007-PLN-GFE-00-50-C002	Temporary Tortoise Exclusion Fencing Plan - Enlarged Plan	Drawing		CIVIL - 1	VENDOR	3/2/2011
3	6007-PLN-GFE-00-50-C003	Temporary Tortoise Exclusion Fencing Plan - Enlarged Plan	Drawing		CIVIL - 1	VENDOR	3/2/2011
4	6007-PLN-GFE-00-50-C004	Temporary Tortoise Exclusion Fencing Plan - Enlarged Plan	Drawing		CIVIL - 1	VENDOR	3/2/2011
5	6007-PLN-GFE-00-50-C005	Temporary Tortoise Exclusion Fencing Plan - Fence Details	Drawing		CIVIL - 1	VENDOR	3/2/2011
6	6007-PLN-GFE-00-50-C000	Construction Plans Cover Sheet	Drawing		CIVIL - 1	VENDOR	8/10/2011
7	6007-PLN-GFE-00-50-C006	Sheet Index	Drawing		CIVIL - 1	VENDOR	8/10/2011
8	6007-PLN-GFE-00-50-C007	General Notes, Legend and Abbreviations	Drawing		CIVIL - 1	VENDOR	8/10/2011
9	6007-PLN-GFE-00-50-C010	Solar Field Grading and Drainage - Kay Map and Notes	Drawing		CIVIL - 1	VENDOR	8/10/2011
10	6007-PLN-GFE-00-50-C011	Alpha West - Solar Field Retention Basins Details	Drawing		CIVIL - 1	VENDOR	8/10/2011
11	6007-PLN-GFE-00-50-C016	Alpha West Solar Field Grading and Drainage - Plan A2	Drawing		CIVIL - 1	VENDOR	8/10/2011
12	6007-PLN-GFE-00-50-C020	Alpha West Solar Field Grading and Drainage - Plan B3W	Drawing		CIVIL - 1	VENDOR	8/10/2011
13	6007-PLN-GFE-00-50-C021	Alpha East Solar Field Grading and Drainage - Plan B3E	Drawing		CIVIL - 1	VENDOR	8/10/2011
14	6007-PLN-GFE-00-50-C022	Alpha East Solar Field Grading and Drainage - Plan B4	Drawing		CIVIL - 1	VENDOR	8/10/2011
15	6007-PLN-GFE-00-50-C023	Alpha East Solar Field Grading and Drainage - Plan B5	Drawing		CIVIL - 1	VENDOR	8/10/2011
16	6007-PLN-GFE-00-50-C027	Alpha West Solar Field Grading and Drainage - Plan C3W	Drawing		CIVIL - 1	VENDOR	8/10/2011
17	6007-PLN-GFE-00-50-C028	Alpha East Solar Field Grading and Drainage - Plan C3E	Drawing		CIVIL - 1	VENDOR	8/10/2011
18	6007-PLN-GFE-00-50-C029	Alpha East Solar Field Grading and Drainage - Plan C4	Drawing		CIVIL - 1	77	8/10/2011
19	6007-PLN-GFE-00-50-C030	Alpha East Solar Field Grading and Drainage - Plan C5	Drawing		CIVIL - 1	VENDOR	8/10/2011
20	6007-PLN-GFE-00-50-C042	Beta East Solar Field Grading and Drainage - Plan F7	Drawing		CIVIL - 1	VENDOR	8/10/2011
21	6007-PLN-GFE-00-50-C043	Alpha/Beta Power Island Paving, Grading and Drainage - Key Map and Notes	Drawing		CIVIL - 1	VENDOR	8/10/2011
22	6007-PLN-GFE-00-50-C044	Alpha Power Island Paving, Grading and Drainage Details	Drawing		CIVIL - 1	VENDOR	8/10/2011
23	6007-PLN-GFE-00-50-C045	South Alpha Power Island Paving, Grading and Drainage Plan	Drawing		CIVIL - 1	VENDOR	8/10/2011
24	6007-PLN-GFE-00-50-C046	North Alpha Power Island Paving, Grading and Drainage Plan	Drawing		CIVIL - 1	VENDOR	8/10/2011
25	6007-PLN-GFE-00-50-C047	South Beta Power Island Paving, Grading and Drainage Plan	Drawing		CIVIL - 1	VENDOR	8/10/2011
26	6007-PLN-GFE-00-50-C048	North Beta Power Island Paving, Grading and Drainage Plan	Drawing		CIVIL - 1	VENDOR	8/10/2011
27	6007-PLN-GFE-00-50-C049	Channels - Key Map and Notes	Drawing		CIVIL - 1	VENDOR	8/10/2011
28	6007-PLN-GFE-00-50-C050	Channels - Typical Sections I	Drawing		CIVIL - 1	VENDOR	8/10/2011
29	6007-PLN-GFE-00-50-C171	Channels - Typical Sections II	Drawing		CIVIL - 1	VENDOR	8/10/2011
30	6007-PLN-GFE-00-50-C172	Channels - Typical Sections III	Drawing		CIVIL - 1	VENDOR	8/10/2011
31	6007-PLN-GFE-00-50-C177	Lockhart Channel Plan-Profile - Sta 21+00 to 32+50	Drawing		CIVIL - 1	VENDOR	8/10/2011
32	6007-PLN-GFE-00-50-C178	Lockhart Channel Plan-Profile - Sta 32+50 to 44+00	Drawing		CIVIL - 1	VENDOR	8/10/2011
33	6007-PLN-GFE-00-50-C179	Lockhart Channel Plan-Profile - Sta 44+00 to 55+50	Drawing		CIVIL - 1	VENDOR	8/10/2011
34	6007-PLN-GFE-00-50-C180	Lockhart Channel Plan-Profile - Sta 55+50 to 67+00	Drawing		CIVIL - 1	VENDOR	8/10/2011
35	6007-PLN-GFE-00-50-C056	Lockhart Channel Plan-Profile - Sta 67+00 to 78+50	Drawing		CIVIL - 1	VENDOR	8/10/2011
36	6007-PLN-GFE-00-50-C057	Lockhart Channel Plan-Profile - Sta 78+50 to 90+00	Drawing		CIVIL - 1	VENDOR	8/10/2011
37	6007-PLN-GFE-00-50-C058	Lockhart Channel Plan-Profile - Sta 90+00 to 101+50	Drawing		CIVIL - 1	VENDOR	8/10/2011
38	6007-PLN-GFE-00-50-C059	Lockhart Channel Plan-Profile - Sta 101+50 to 113+00	Drawing		CIVIL - 1	VENDOR	8/10/2011
39	6007-PLN-GFE-00-50-C060	Lockhart Channel Plan-Profile - Sta 113+00 to 124+50	Drawing		CIVIL - 1	VENDOR	8/10/2011
40	6007-PLN-GFE-00-50-C061	Lockhart Channel Plan-Profile - Sta 124+50 to 135+00	Drawing		CIVIL - 1	VENDOR	8/10/2011
41	6007-PLN-GFE-00-50-C062	Lockhart Channel Plan-Profile - Sta 135+00 to 146+50	Drawing		CIVIL - 1	VENDOR	8/10/2011
42	6007-PLN-GFE-00-50-C063	Lockhart Channel Plan-Profile - Sta 146+50 to 148+00	Drawing		CIVIL - 1	VENDOR	8/10/2011
43	6007-PLN-GFE-00-50-C064	West Alpha Channel Plan-Profile - Sta 10+00 to 21+00	Drawing		CIVIL - 1	VENDOR	8/10/2011
44	6007-PLN-GFE-00-50-C065	West Alpha Channel Plan-Profile - Sta 21+00 to 32+50	Drawing		CIVIL - 1	VENDOR	8/10/2011
45	6007-PLN-GFE-00-50-C066	West Alpha Channel Plan-Profile - Sta 32+50 to 44+00	Drawing		CIVIL - 1	VENDOR	8/10/2011
46	6007-PLN-GFE-00-50-C067	West Alpha Channel Plan-Profile - Sta 44+00 to 55+00	Drawing		CIVIL - 1	VENDOR	8/10/2011
47	6007-PLN-GFE-00-50-C068	West Alpha Channel Plan-Profile - Sta 55+00 to 66+50	Drawing		CIVIL - 1	VENDOR	8/10/2011
48	6007-PLN-GFE-00-50-C069	West Alpha Channel Plan-Profile - Sta 66+50 to 78+00	Drawing		CIVIL - 1	VENDOR	8/10/2011
49	6007-PLN-GFE-00-50-C070	West Alpha Channel Plan-Profile - Sta 78+00 to 88+00	Drawing		CIVIL - 1	VENDOR	8/10/2011
50	6007-PLN-GFE-00-50-C071	West Alpha Channel Plan-Profile - Sta 88+00 to 98+00	Drawing		CIVIL - 1	VENDOR	8/10/2011
51	6007-PLN-GFE-00-50-C072	Main Beta Channel Plan-Profile - Sta 10+00 to 21+00	Drawing		CIVIL - 1	VENDOR	8/10/2011
52	6007-PLN-GFE-00-50-C073	Main Beta Channel Plan-Profile - Sta 21+00 to 32+50	Drawing		CIVIL - 1	VENDOR	8/10/2011
53	6007-PLN-GFE-00-50-C099	Main Beta Channel Plan-Profile - Sta 32+50 to 43+50	Drawing		CIVIL - 1	VENDOR	8/10/2011
54	6007-PLN-GFE-00-50-C100	Main Beta Channel Plan-Profile - Sta 43+50 to 55+00	Drawing		CIVIL - 1	VENDOR	8/10/2011
55	6007-PLN-GFE-00-50-C101	Main Beta Channel Plan-Profile - Sta 55+00 to 66+50	Drawing		CIVIL - 1	VENDOR	8/10/2011
56	6007-PLN-GFE-00-50-C102	Main Beta Channel Plan-Profile - Sta 66+50 to 78+00	Drawing		CIVIL - 1	VENDOR	8/10/2011
57	6007-PLN-GFE-00-50-C103	Main Beta Channel Plan-Profile - Sta 78+00 to 88+65.52	Drawing		CIVIL - 1	VENDOR	8/10/2011
58	6007-PLN-GFE-00-50-C104	East Beta Channel Plan-Profile - Sta 10+00 to 21+00	Drawing		CIVIL - 1	VENDOR	8/10/2011
59	6007-PLN-GFE-00-50-C105	East Beta Channel Plan-Profile - Sta 21+00 to 32+50	Drawing		CIVIL - 1	VENDOR	8/10/2011
60	6007-PLN-GFE-00-50-C106	East Beta Channel Plan-Profile - Sta 32+50 to 44+00	Drawing		CIVIL - 1	VENDOR	8/10/2011
61	6007-PLN-GFE-00-50-C107	East Beta Channel Plan-Profile - Sta 44+00 to 55+50	Drawing		CIVIL - 1	VENDOR	8/10/2011
62	6007-PLN-GFE-00-50-C108	East Beta Channel Plan-Profile - Sta 55+50 to 66+69.76	Drawing		CIVIL - 1	VENDOR	8/10/2011
63	6007-PLN-GFE-00-50-C109	South Beta Channel Plan-Profile - Sta 10+00 to 21+00	Drawing		CIVIL - 1	VENDOR	8/10/2011
64	6007-PLN-GFE-00-50-C110	South Beta Channel Plan-Profile - Sta 21+00 to 32+50	Drawing		CIVIL - 1	VENDOR	8/10/2011
65	6007-PLN-GFE-00-50-C111	South Beta Channel Plan-Profile - Sta 32+50 to 38+10.23	Drawing		CIVIL - 1	VENDOR	8/10/2011
66	6007-PLN-GFE-00-50-C112	West Beta Channel Plan-Profile - Sta 10+00 to 21+00	Drawing		CIVIL - 1	VENDOR	8/10/2011
67	6007-PLN-GFE-00-50-C113	West Beta Channel Plan-Profile - Sta 21+00 to 32+50	Drawing		CIVIL - 1	VENDOR	8/10/2011
68	6007-PLN-GFE-00-50-C114	West Beta Channel Plan-Profile - Sta 32+50 to 37+80.68	Drawing		CIVIL - 1	VENDOR	8/10/2011
69	6007-PLN-GFE-00-50-C115	Harper Lake Rd Culvert - Details I	Drawing		CIVIL - 1	VENDOR	8/10/2011
70	6007-PLN-GFE-00-50-C116	Harper Lake Rd Culvert - Details II	Drawing		CIVIL - 1	VENDOR	8/10/2011
71	6007-PLN-GFE-00-50-C117	Lockhart Rd West Culvert - Details I	Drawing		CIVIL - 1	VENDOR	8/10/2011
72	6007-PLN-GFE-00-50-C118	Lockhart Rd West Culvert - Details II	Drawing		CIVIL - 1	VENDOR	8/10/2011
73	6007-PLN-GFE-00-50-C119	Lockhart Rd East Culvert - Details I	Drawing		CIVIL - 1	VENDOR	8/10/2011
74	6007-PLN-GFE-00-50-C120	Lockhart Rd East Culvert - Details II	Drawing		CIVIL - 1	VENDOR	8/10/2011
75	6007-PLN-GFE-00-50-C121	Fencing Plan - Key Map and Notes	Drawing		CIVIL - 1	VENDOR	8/10/2011
76	6007-PLN-GFE-00-50-C122	Fencing Plan - Details I	Drawing		CIVIL - 1	VENDOR	8/10/2011
77	6007-PLN-GFE-00-50-C123	Fencing Plan - Details II	Drawing		CIVIL - 1	VENDOR	8/10/2011
78	6007-PLN-GFE-00-50-C124	Alpha West Fencing Plan	Drawing		CIVIL - 1	VENDOR	8/10/2011
79	6007-PLN-GFE-00-50-C350	Alpha East Fencing Plan	Drawing		CIVIL - 1	VENDOR	8/10/2011
80	6007-PLN-GFE-00-50-C354	Beta East/West Fencing Plan	Drawing		CIVIL - 1	VENDOR	8/10/2011
81		Electrical Grounding Details	Drawing		CIVIL - 1	VENDOR	8/10/2011
82		Electrical Grounding Details	Drawing		CIVIL - 1	VENDOR	8/10/2011
83		Fence Grounding Plan Alpha Site	Drawing		CIVIL - 1	VENDOR	8/10/2011
84		Fence Grounding Plan Alpha/Beta Site	Drawing		CIVIL - 1	VENDOR	8/10/2011
85		Fence Grounding Plan Beta Site	Drawing		CIVIL - 1	VENDOR	8/10/2011
86	6007-PLN-GFE-00-50-C370	Demolition - Key Map and Notes	Drawing		CIVIL - 1	VENDOR	8/10/2011
87	6007-PLN-GFE-00-50-C373	Demolition - Plan Sheet 1	Drawing		CIVIL - 1	VENDOR	8/10/2011
88	6007-PLN-GFE-00-50-C374	Demolition - Plan Sheet 2	Drawing		CIVIL - 1	VENDOR	8/10/2011
89	6007-PLN-GFE-00-50-C375	Demolition - Plan Sheet 3	Drawing		CIVIL - 1	VENDOR	8/10/2011
90	6007-PLN-GFE-00-50-C376	Demolition - Details A and B	Drawing		CIVIL - 1	VENDOR	8/10/2011
91	6007-PLN-GFE-00-50-C351	Demolition - Details C and D	Drawing		CIVIL - 1	VENDOR	8/10/2011
92	6007-PLN-GFE-00-50-C352	Demolition - Details E	Drawing		CIVIL - 1	VENDOR	8/10/2011
93	6007-PLN-GFE-00-50-C360	Demolition - Details F	Drawing		CIVIL - 1	VENDOR	8/10/2011
94	6007-PLN-GFE-00-50-C361	Demolition - Details G and H	Drawing		CIVIL - 1	VENDOR	8/10/2011
95	6007-PLN-GFE-00-50-C362	Demolition - Details I and J	Drawing		CIVIL - 1	VENDOR	8/10/2011
96	6007-PLN-GFE-00-50-C363	Demolition - Details K and L	Drawing		CIVIL - 1	VENDOR	8/10/2011
97	6007-PLN-GFE-00-50-C364	Temporary Construction - Key Map and Notes	Drawing		CIVIL - 1	VENDOR	8/10/2011
98	6007-PLN-GFE-00-50-C365	Temporary Construction - Details I	Drawing		CIVIL - 1	VENDOR	8/10/2011
99	6007-PLN-GFE-00-50-C366	Temporary Construction - Details II	Drawing		CIVIL - 1	VENDOR	8/10/2011
100	6007-PLN-GFE-00-50-C367	Temporary Construction - Alpha Island Temporary Facilities	Drawing		CIVIL - 1	VENDOR	8/10/2011
101	6007-PLN-GFE-00-50-C368	Temporary Construction - Alpha West Laydown Area	Drawing		CIVIL - 1	VENDOR	8/10/2011
102	6007-PLN-GFE-00-50-C369	Temporary Construction - Beta Island Temporary Facilities	Drawing		CIVIL - 1	VENDOR	8/10/2011
103	6007-PLN-GFE-00-50-C385	Temporary Construction - Beta South Laydown Area	Drawing		CIVIL - 1	VENDOR	8/10/2011
104	6007-PLN-GFE-00-50-C386	Water Pollution Control - Key Map and Notes	Drawing		CIVIL - 1	VENDOR	8/10/2011
105	6007-PLN-GFE-00-50-C387	Water Pollution Control - Typical Construction Staging Area	Drawing		CIVIL - 1	VENDOR	8/10/2011
106	6007-PLN-GFE-00-50-C306	Water Pollution Control Alpha West and Alpha East	Drawing		CIVIL - 1	VENDOR	8/10/2011
107	6007-PLN-GFE-00-50-C307	Water Pollution Control Alpha East and Beta West	Drawing		CIVIL - 1	VENDOR	8/10/2011
108	6007-PLN-GFE-00-50-C308	Water Pollution Control - Beta East and Beta West	Drawing		CIVIL - 1	VENDOR	8/10/2011
109	6007-PLN-GFE-00-50-C309	Water Pollution Control - Details I	Drawing		CIVIL - 1	VENDOR	8/10/2011
110	6007-PLN-GFE-00-50-C310	Water Pollution Control - Details II	Drawing		CIVIL - 1	VENDOR	8/10/2011
111	6007-PLN-GFE-00-50-C311	Water Pollution Control - Typical Mirror Field Erosion Control Layout	Drawing		CIVIL - 1	VENDOR	8/10/2011
112	6007-PLN-GFE-00-50-C447	C349 Cover Sheet	Drawing		CIVIL - 1	VENDOR	8/10/2011
113	6007-PLN-GFE-00-50-C448	C350 Key Map and Notes	Drawing		CIVIL - 1	VENDOR	8/10/2011
114	6007-PLN-GFE-00-50-C449	C351 Harper Lake Road Plan - Profile Sta10+00 to 21+00	Drawing		CIVIL - 1	VENDOR	8/10/2011
115	6007-PLN-GFE-00-50-C450	C352 Harper Lake Road Plan - Profile Sta 21+00 to 32+50	Drawing		CIVIL - 1	VENDOR	8/10/2011
116	6007-PLN-GFE-00-50-C451	C354 Harper Lake Road Roadway Typical Sections	Drawing		CIVIL - 1	VENDOR	8/10/2011

ABENER TEYMA MOJAVE

Compliance No.: GEN-2
Job : Mojave Solar Project
Date: 04/10/2012 Description: Civil Master Drawing List

Line No.	Sheet No.	Description	Type of Document	Revision Number	Applicable Condition of Certification	Vendor Supplied or EOR	Submittal Date
117	6007-PLN-GFE-00-50-C452	C360 Lockhart Road Plan - Profile Sta 10+00 to 19+50	Drawing		CIVIL - 1	VENDOR	8/10/2011
118	6007-PLN-GFE-00-50-C453	C361 Lockhart Road Plan - Profile Sta 19+50 to 31+00	Drawing		CIVIL - 1	VENDOR	8/10/2011
119	6007-PLN-GFE-00-50-C551	C362 Lockhart Road Plan - Profile Sta 31+00 to 42+50	Drawing		CIVIL - 1	VENDOR	8/10/2011
120	6007-PLN-GFE-00-50-C552	C363 Lockhart Road Plan - Profile Sta 42+50 to 54+00	Drawing		CIVIL - 1	VENDOR	8/10/2011
121	6007-PLN-GFE-00-50-C553	C364 Lockhart Road Plan - Profile Sta 54+00 to 65+50	Drawing		CIVIL - 1	VENDOR	8/10/2011
122	6007-PLN-GFE-00-50-C554	C365 Lockhart Road Plan - Profile Sta 65+50 to 77+00	Drawing		CIVIL - 1	VENDOR	8/10/2011
123	6007-PLN-GFE-00-50-C555	C366 Lockhart Road Plan - Profile Sta 77+00 to 88+50	Drawing		CIVIL - 1	VENDOR	8/10/2011
124	6007-PLN-GFE-00-50-C556	C367 Lockhart Road Plan - Profile Sta 88+50 to 100+00	Drawing		CIVIL - 1	VENDOR	8/10/2011
125	6007-PLN-GFE-00-50-C557	C370 Lockhart Road Roadway Typical Sections	Drawing		CIVIL - 1	VENDOR	8/10/2011
126	6007-PLN-GFE-00-50-C558	C371 Barrier Details SKT Terminal System	Drawing		CIVIL - 1	VENDOR	8/10/2011
127	6007-PLN-GFE-00-50-C601	C372 Barrier Details Type 12A Layout	Drawing		CIVIL - 1	VENDOR	8/10/2011
128	6007-PLN-GFE-00-50-C602	C380 Barrier Details Type WB Transition	Drawing		CIVIL - 1	VENDOR	8/10/2011
129	6007-PLN-GFE-00-50-C603	C381 Barrier Details Type 12AA Layout	Drawing		CIVIL - 1	VENDOR	8/10/2011
130	6007-PLN-GFE-00-50-C604	C382 San Bernardino County Street Marker Details	Drawing		CIVIL - 1	VENDOR	8/10/2011
131	6007-PLN-GFE-00-50-C605	C307 Beta Power Island Entrance Road Typical Section and Details	Drawing		CIVIL - 1	VENDOR	8/10/2011
132	6007-PLN-GFE-00-50-C606	C309 Beta Power Island Entrance Road Plan - Profile Sta 10+00 to21+00	Drawing		CIVIL - 1	VENDOR	8/10/2011
133	6007-PLN-GFE-00-50-C607	C310 Beta Power Island Entrance Road Plan - Profile Sta 21+00 to32+50	Drawing		CIVIL - 1	VENDOR	8/10/2011
134	6007-PLN-GFE-00-50-C651	C311 Beta Power Island Entrance Road Plan - Profile Sta 32+50 to43+27+	Drawing		CIVIL - 1	VENDOR	8/10/2011
135	6007-PLN-GFE-00-50-C709	Process Wastewater Evaporation Ponds and Bioremediation Facilities	Drawing		CIVIL - 1	VENDOR	8/10/2011
136	6007-PLN-GFG-00-50-C500	Mirror Assebly Building Paving, Grading and Drainage, and Fencing Cover Sheet	Drawing		CIVIL - 1	VENDOR	1/19/2012
137	6007-PLN-GFG-00-50-C501	Mirror Assebly Building General Notes, Legend and Abbreviations	Drawing		CIVIL - 1	VENDOR	1/19/2012
138	6007-PLN-GFG-00-50-C502	Mirror Assebly Building Paving, Grading and Drainage, and Fencing Site Plan	Drawing		CIVIL - 1	VENDOR	1/19/2012
139	6007-PLN-GFG-00-50-C503	Mirror Assebly Building Water Pollution Control Plan	Drawing		CIVIL - 1	VENDOR	1/19/2012
140	6007-PLN-GFG-00-50-C504	Mirror Assebly Building Paving, Grading and Drainage Details I	Drawing		CIVIL - 1	VENDOR	1/19/2012
141	6007-PLN-GFG-00-50-C510	Mirror Assebly Building Temporary Construction Plan I	Drawing		CIVIL - 1	VENDOR	1/19/2012
142	6007-PLN-GFG-00-50-C511	Mirror Assebly Building Temporary Construction Plan II	Drawing		CIVIL - 1	VENDOR	1/19/2012
143	6007-PLN-GFG-00-50-C512	Mirror Assebly Building Civil Works General Details I	Drawing		CIVIL - 1	VENDOR	1/19/2012
144	6007-PLN-GFG-00-50-C513	Mirror Assebly Building Temporary Construction Details II	Drawing		CIVIL - 1	VENDOR	1/19/2012
145	6007-HMD-GFG-00-50-0010	Mirror Assembly Building SWPPP Amendment Log	Drawing		CIVIL - 1	VENDOR	1/19/2012
146	6007-CAL-GFG-00-50-DM01	Mirror Assembly Building Drainage Memo	Calculation		CIVIL - 1	VENDOR	1/19/2012
147	6007-PLN-GFE-00-50-C012	Beta West - Solar Field Retention Basins Details	Drawing		CIVIL - 1	VENDOR	2/16/2012
148	6007-PLN-GFE-00-50-C013	Beta East - Solar Field Retention Basins Details	Drawing		CIVIL - 1	VENDOR	2/17/2012
149	6007-PLN-GFE-00-50-C031	Beta West Solar Field Grading and Drainage - Plan D4	Drawing		CIVIL - 1	VENDOR	2/18/2012
150	6007-PLN-GFE-00-50-C032	Beta West/East Solar Field Grading and Drainage - Plan D5	Drawing		CIVIL - 1	VENDOR	2/19/2012
151	6007-PLN-GFE-00-50-C033	Beta East Solar Field Grading and Drainage - Plan D6	Drawing		CIVIL - 1	VENDOR	2/20/2012
152	6007-PLN-GFE-00-50-C034	Beta East Solar Field Grading and Drainage - Plan D7	Drawing		CIVIL - 1	VENDOR	2/21/2012
153	6007-PLN-GFE-00-50-C035	Beta West Solar Field Grading and Drainage - Plan E4	Drawing		CIVIL - 1	VENDOR	2/22/2012
154	6007-PLN-GFE-00-50-C036	Beta West/East Solar Field Grading and Drainage - Plan E5	Drawing		CIVIL - 1	VENDOR	2/23/2012
155	6007-PLN-GFE-00-50-C037	Beta East Solar Field Grading and Drainage - Plan E6	Drawing		CIVIL - 1	VENDOR	2/24/2012
156	6007-PLN-GFE-00-50-C038	Beta East Solar Field Grading and Drainage - Plan E7	Drawing		CIVIL - 1	VENDOR	2/25/2012
157	6007-PLN-GFE-00-50-C039	Beta East Solar Field Grading and Drainage - Plan F5	Drawing		CIVIL - 1	VENDOR	2/26/2012
158	6007-PLN-GFE-00-50-C040	Beta East Solar Field Grading and Drainage - Plan F6	Drawing		CIVIL - 1	VENDOR	2/27/2012
159	6007-PLN-GFE-00-50-C041	Beta East Solar Field Grading and Drainage - Plan F7	Drawing		CIVIL - 1	VENDOR	2/28/2012
160	6007-PLN-GFG-00-50-C026	Alpha West Solar Field Grading and Drainage Plan C3W	Drawing	5	CIVIL - 1	VENDOR	3/1/2012
161	6007-PLN-GFG-00-50-C549	Evaporation Ponds / Bioremediation Facilities Alpha and Beta Sites Cover Sheet	Drawing	1	CIVIL - 1	VENDOR	3/1/2012
162	6007-PLN-GFG-00-50-C550	Evaporation Ponds / Bioremediation Facilities General Notes, Legend and Abbreviations	Drawing	1	CIVIL - 1	VENDOR	3/1/2012
163	6007-PLN-GFG-00-50-C551	Evaporation Ponds / Bioremediation Facilities Alpha Site Plan	Drawing	1	CIVIL - 1	VENDOR	3/1/2012
164	6007-PLN-GFG-00-50-C552	Evaporation Ponds / Bioremediation Facilities Alpha Site Grading and Drainage Plan	Drawing	1	CIVIL - 1	VENDOR	3/1/2012
165	6007-PLN-GFG-00-50-C553	Evaporation Ponds / Bioremediation Facilities Alpha Site Pond Sections	Drawing	1	CIVIL - 1	VENDOR	3/1/2012
166	6007-PLN-GFG-00-50-C554	Evaporation Ponds / Bioremediation Facilities Alpha Site Details	Drawing	1	CIVIL - 1	VENDOR	3/1/2012
167	6007-PLN-GFG-00-50-C555	Evaporation Ponds / Bioremediation Facilities Alpha Site Details 2	Drawing	1	CIVIL - 1	VENDOR	3/1/2012
168	6007-PLN-GFG-00-50-C556	Evaporation Ponds / Bioremediation Facilities Alpha Site Bioremediation Facilities Plan	Drawing	1	CIVIL - 1	VENDOR	3/1/2012
169	6007-PLN-GFG-00-50-C557	Evaporation Ponds / Bioremediation Facilities Alpha Site Bioremediation Facilities Sections and Details	Drawing	1	CIVIL - 1	VENDOR	3/1/2012
170	6007-PLN-GFG-00-50-C558	Evaporation Ponds / Bioremediation Facilities Beta Site Plan	Drawing	1	CIVIL - 1	VENDOR	3/1/2012
171	6007-PLN-GFG-00-50-C559	Evaporation Ponds / Bioremediation Facilities Beta Site Grading and Drainage Plan	Drawing	1	CIVIL - 1	VENDOR	3/1/2012
172	6007-PLN-GFG-00-50-C560	Evaporation Ponds / Bioremediation Facilities Beta Site Pond Sections	Drawing	1	CIVIL - 1	VENDOR	3/1/2012
173	6007-PLN-GFG-00-50-C561	Evaporation Ponds / Bioremediation Facilities Beta Site Details	Drawing	1	CIVIL - 1	VENDOR	3/1/2012
174	6007-PLN-GFG-00-50-C562	Evaporation Ponds / Bioremediation Facilities Beta Site Details 2	Drawing	1	CIVIL - 1	VENDOR	3/1/2012
175	6007-PLN-GFG-00-50-C563	Evaporation Ponds / Bioremediation Facilities Beta Site Bioremediation Facilities Plan	Drawing	1	CIVIL - 1	VENDOR	3/1/2012
176	6007-PLN-GFG-00-50-C564	Evaporation Ponds / Bioremediation Facilities Beta Site Bioremediation Facilities Sections and Details	Drawing	1	CIVIL - 1	VENDOR	3/1/2012
177	6007-PLN-GFG-00-50-C600	Raw Water Pipe and Evaporation Pond Force Main Construction Plans Cover Sheet	Drawing	0	CIVIL - 1	VENDOR	3/1/2012
178	6007-PLN-GFG-00-50-C601	Raw Water Pipe and Evaporation Pond Force Main General Notes, Legend and Abbreviations	Drawing	0	CIVIL - 1	VENDOR	3/1/2012
179	6007-PLN-GFG-00-50-C602	Raw Water Pipe and Evaporation Pond Force Main Alpha Power Island Site Plan I	Drawing	0	CIVIL - 1	VENDOR	3/1/2012
180	6007-PLN-GFG-00-50-C603	Raw Water Pipe and Evaporation Pond Force Main Alpha Power Island Site Plan II	Drawing	0	CIVIL - 1	VENDOR	3/1/2012
181	6007-PLN-GFG-00-50-C604	Raw Water Pipe and Evaporation Pond Force Main Alpha Site Evaporation Pond Force Main	Drawing	0	CIVIL - 1	VENDOR	3/1/2012
182	6007-PLN-GFG-00-50-C605	Raw Water Pipe and Evaporation Pond Force Main Beta Power Island Site Plan I	Drawing	0	CIVIL - 1	VENDOR	3/1/2012
183	6007-PLN-GFG-00-50-C606	Raw Water Pipe and Evaporation Pond Force Main Beta Power Island Site Plan II	Drawing	0	CIVIL - 1	VENDOR	3/1/2012
184	6007-PLN-GFG-00-50-C607	Raw Water Pipe and Evaporation Pond Force Main Beta Site Evaporation Pond Force Main	Drawing	0	CIVIL - 1	VENDOR	3/1/2012
185	6007-PLN-GFG-00-50-C649	Onsite Waste Water Disposal Systems Alpha and Beta Sites Cover Sheet	Drawing	1	CIVIL - 1	VENDOR	3/1/2012
186	6007-PLN-GFG-00-50-C650	Onsite Waste Water Disposal Systems General Notes, Legend and Abbreviations	Drawing	1	CIVIL - 1	VENDOR	3/1/2012
187	6007-PLN-GFG-00-50-C651	Onsite Waste Water Disposal Systems Alpha/Beta Waste Water Disposal Systems Key Map, Notes and Details	Drawing	1	CIVIL - 1	VENDOR	3/1/2012
188	6007-PLN-GFG-00-50-C652	Onsite Waste Water Disposal Systems Waste Water Disposal System Alpha Plot Plan	Drawing	1	CIVIL - 1	VENDOR	3/1/2012
189	6007-PLN-GFG-00-50-C653	Onsite Waste Water Disposal Systems Waste Water Disposal System Beta Plot Plan	Drawing	1	CIVIL - 1	VENDOR	3/1/2012
190	6007-ESP-ATP-00-50-3100	Concrete Forms and Accessories Specifications	Spec	1	CIVIL - 1	EOR	6/15/2011
191	6007-ESP-ATP-00-50-3200	Concrete Reinforcement Specifications	Spec	1	CIVIL - 1	EOR	6/15/2011
192	6007-ESP-ATP-00-50-5120	Structural Steel Specifications	Spec	1	CIVIL - 1	EOR	6/15/2011
193	6007-ESP-ATP-00-50-C021	Civil Site Prep Technical Specifications	Spec	1	CIVIL - 1	EOR	6/15/2011
194	6007-ESP-ATP-00-50-C022	Flexible Pavement Specifications	Spec	0	CIVIL - 1	EOR	6/15/2011
195	6007-ESP-ATP-00-50-C024	Site Clearing and Rough Grading Specifications	Spec	0	CIVIL - 1	EOR	5/27/2011
196	6007-ESP-ATP-00-50-C025	Earthwork Specifications	Spec	0	CIVIL - 1	EOR	6/15/2011
197	6007-ESP-ATP-00-50-C026	Erosion, Sediment Control Specifications	Spec	0	CIVIL - 1	EOR	5/27/2011
198	6007-ESP-ATP-00-50-C028	Aggregate Base Course Specifications	Spec	0	CIVIL - 1	EOR	5/27/2011
199	6007-ESP-ATP-00-50-C029	Cast-In-Place Concrete Specifications	Spec	0	CIVIL - 1	EOR	5/27/2011
200	6007-ESP-ATP-00-50-C030	Site Dust Control Specifications	Spec	0	CIVIL - 1	EOR	6/15/2011
201	6007-ESP-ATP-00-50-C014	Ready Mix Concrete Production & Delivery Specifications	Spec	0	CIVIL - 1	EOR	6/6/2011
202	6007-ESP-ATP-00-50-C015	Particular Commercial Conditions for Ready Mix Concrete Production & Delivery Specifications	Spec	0	CIVIL - 1	EOR	6/6/2011
203	6007-ESP-ATP-00-50-GW001.01	Groundwater Well Reconnaissance & Abandonment Specification Adendum	Spec	1	CIVIL - 1	EOR	9/13/2011
204	6007-ESP-ATP-00-50-WTW001	Groundwater Well Construction Specifications	Spec	0	CIVIL - 1	EOR	5/20/2011
205	6007-ESP-ATP-00-50-WTW0002	Well Construction Technical Specifications	Spec	X	CIVIL - 1	EOR	5/21/2011
206	6007-ESP-ATP-00-50-D001	Demolition Specifications	Spec	0	CIVIL - 1	EOR	6/20/2011
207	6007-ESP-ATP-00-50-C033	Site Fencing Specifications	Spec	0	CIVIL - 1	EOR	6/13/2011
208	6007-ESP-ATP-00-50-0001	Site Video Surveillance Specifications	Spec	0	CIVIL - 1	EOR	5/9/2011
209	6007-ESP-ATP-00-50-C027	Soil Stabilization Specifications	Spec	0	CIVIL - 1	EOR	6/11/2011
210	6007-PLN-GFG-00-50-C014	Alpha West Solar Field Grading and Drainage Plan A1	Drawing	5	CIVIL - 1	VENDOR	3/1/2012
211	6007-PLN-GFG-00-50-C015	Alpha West Solar Field Grading and Drainage Plan A2	Drawing	5	CIVIL - 1	VENDOR	3/1/2012
212	6007-PLN-GFG-00-50-C017	Alpha West Solar Field Grading and Drainage Plan B1	Drawing	5	CIVIL - 1	VENDOR	3/1/2012
213	6007-PLN-GFG-00-50-C018	Alpha West Solar Field Grading and Drainage Plan B2	Drawing	5	CIVIL - 1	VENDOR	3/1/2012
214	6007-PLN-GFG-00-50-C019	Alpha West Solar Field Grading and Drainage Plan B3W	Drawing	5	CIVIL - 1	VENDOR	3/1/2012
215	6007-PLN-GFG-00-50-C024	Alpha West Solar Field Grading and Drainage Plan C1	Drawing	5	CIVIL - 1	VENDOR	3/1/2012
216	6007-PLN-GFG-00-50-C025	Alpha West Solar Field Grading and Drainage Plan C2	Drawing	5	CIVIL - 1	VENDOR	3/1/2012
217	6007-PLN-GFG-00-50-C026	Alpha West Solar Field Grading and Drainage Plan C3W	Drawing	5	CIVIL - 1	VENDOR	3/1/2012
218	6007-PLN-GFG-00-50-C173	South Alpha Power Island Paving, Grading and Drainage Plan	Drawing	5	CIVIL - 1	VENDOR	3/1/2012
219	6007-PLN-GFG-00-50-C174	North Alpha Power Island Paving, Grading and Drainage Plan	Drawing	5	CIVIL - 1	VENDOR	3/1/2012
220	6007-PLN-GFG-00-50-C175	South Beta Power Island Paving, Grading and Drainage Plan	Drawing	5	CIVIL - 1	VENDOR	3/1/2012
221	6007-PLN-GFG-00-50-C176	North Beta Power Island Paving, Grading and Drainage Plan	Drawing	5	CIVIL - 1	VENDOR	3/1/2012
222	6007-PLN-GFG-00-50-C011	Alpha East - Solar Field Retention Basins Details	Drawing	3	CIVIL - 2	VENDOR	3/19/2012
223	6007-PLN-GFG-00-50-C016	Alpha East Solar Field Grading and Drainage Plan A3	Drawing	6	CIVIL - 3	VENDOR	3/19/2012
224	6007-PLN-GFG-00-50-C020	Alpha West/East Collector Field Grading and Drainage Plan B3E	Drawing	6	CIVIL - 4	VENDOR	3/19/2012
225	6007-PLN-GFG-00-50-C021	Alpha West/East Collector Field Grading and Drainage Plan B4	Drawing	5	CIVIL - 5	VENDOR	3/19/2012
226	6007-PLN-GFG-00-50-C022	Alpha West/East Collector Field Grading and Drainage Plan B5	Drawing	5	CIVIL - 6	VENDOR	3/19/2012
227	6007-PLN-GFG-00-50-C023	Alpha West/East Collector Field Grading and Drainage Plan B6	Drawing	5	CIVIL - 7	VENDOR	3/19/2012

ABENER TEYMA MOJAVE

Compliance No.: GEN-2
Job : Mojave Solar Project
Date: 04/10/2012 Description: Civil Master Drawing List

Line No.	Sheet No.	Description	Type of Document	Revision Number	Applicable Condition of Certification	Vendor Supplied or EOR	Submittal Date
228	6007-PLN-GFG-00-50-C027	Alpha West/East Collector Field Grading and Drainage Plan C3E	Drawing	5	CIVIL - 8	VENDOR	3/19/2012
229	6007-PLN-GFG-00-50-C028	Alpha West/East Collector Field Grading and Drainage Plan C4	Drawing	5	CIVIL - 9	VENDOR	3/19/2012
230	6007-PLN-GFG-00-50-C029	Alpha West/East Collector Field Grading and Drainage Plan C5	Drawing	5	CIVIL - 10	VENDOR	3/19/2012
231	6007-PLN-GFG-00-50-C030	Alpha West/East Collector Field Grading and Drainage Plan C6	Drawing	5	CIVIL - 11	VENDOR	3/19/2012
232	6007-PLN-GFG-00-50-C307	Beta Power Island Entrance Road Typical Section and Details	Drawing	3	CIVIL - 1	VENDOR	4/2/2012
233	6007-PLN-GFG-00-50-C309	Beta Power Island Entrance Road Plan-Profile Sta 10+00 to 21+00	Drawing	4	CIVIL - 1	VENDOR	4/2/2012
234	6007-PLN-GFG-00-50-C310	Beta Power Island Entrance Road Plan-Profile Sta 21+00 to 32+50	Drawing	4	CIVIL - 1	VENDOR	4/2/2012
235	6007-PLN-GFG-00-50-C311	Beta Power Island Entrance Road Plan-Profile Sta 32+50 to 44+00	Drawing	4	CIVIL - 1	VENDOR	4/2/2012
236	6007-PLN-GFG-00-50-C312	Beta Power Island Entrance Road Plan-Profile Sta 44+00 to 55+50	Drawing	0	CIVIL - 1	VENDOR	4/2/2012
237	6007-PLN-GFG-00-50-C313	Beta Power Island Entrance Road Plan-Profile Sta 55+50 to 64+35	Drawing	0	CIVIL - 1	VENDOR	4/2/2012
238	6007-PLN-GFG-00-50-C552	Evaporation. Ponds/Bioremediation. Facilities Alpha Site Grading and Drainage Plan	Drawing	1	CIVIL - 1	VENDOR	3/1/2012
239	6007-PLN-GFG-00-50-C559	Evaporation. Ponds/Bioremediation. Facilities Alpha Site Grading and Drainage Plan	Drawing	1	CIVIL - 1	VENDOR	3/1/2012
240	6007-PLN-GFG-00-50-C376	Lockhart Road West Culvert. Details II	Drawing	0	CIVIL - 1	VENDOR	5/20/2012
241	6007-PLN-GFG-00-50-C500	COVER SHEET	Drawing	0	CIVIL -1	VENDOR	1/9/2012
242	6007-PLN-GFG-00-50-C501	NOTES SHEET	Drawing	0	CIVIL - 1	VENDOR	1/9/2012
243	6007-PLN-GFG-00-50-C502	SITE PLAN	Drawing	0	CIVIL - 1	VENDOR	1/9/2012
244	6007-PLN-GFG-00-50-C503	SITE PLAN	Drawing	0	CIVIL - 1	VENDOR	1/9/2012
245	6007-PLN-GFG-00-50-C504	DETAILS	Drawing	0	CIVIL - 1	VENDOR	1/9/2012
246	6007-PLN-GFG-00-50-C505	DETAILS	Drawing		CIVIL - 1	VENDOR	
247	6007-PLN-GFG-00-50-C307	Typical Section and Details	Drawing	4	CIVIL - 1	VENDOR	6/11/2012
248	6007-PLN-GFG-00-50-C515	Alternate 2 - Temporary Fire Storage and Distribution System	Drawing	0	CIVIL - 1	VENDOR	7/12/2012
249	6007-PLN-GFG-00-50-C006	Sheet Index	Drawing	3	CIVIL - 1	VENDOR	6/11/2012
250	6007-PLN-GFG-00-50-C008	Beta East - Lowered NE Transition and Ramp Details	Drawing	0	CIVIL - 1	VENDOR	6/11/2012
251	6007-PLN-GFG-00-50-C009	Solar Field Grading and Drainage Key Map and Notes	Drawing	3	CIVIL - 1	VENDOR	6/11/2012
252	6007-PLN-GFG-00-50-C033	Beta East Solar Field Grading and Drainage. Plan D6	Drawing	6	CIVIL - 1	VENDOR	6/11/2012
253	6007-PLN-GFG-00-50-C034	Beta East Solar Field Grading and Drainage. Plan D7	Drawing	6	CIVIL - 1	VENDOR	6/10/2012
254	6007-PLN-GFG-00-50-C309	Beta Power Island Entrance Road. Plan-Profile Sta 10+00 to 21+00	Drawing	5	CIVIL - 1	VENDOR	6/11/2012
255	6007-PLN-GFG-00-50-C310	Beta Power Island Entrance Road. Plan-Profile Sta 21+00 to 32+50	Drawing	5	CIVIL - 1	VENDOR	6/11/2012
256	6007-PLN-GFG-00-50-C362	Lockhart Road. Plan-Profile Sta 31+00 to 42+50	Drawing	4	CIVIL - 1	VENDOR	3/30/2012
257	ONSE LETTER CIVIL-1-6.00X2-Fencing Plans-PC1				CIVIL - 1	VENDOR	
258	6007-PLN-GFG-00-50-C450		Drawing		CIVIL - 1	VENDOR	
259	Wind Fence_Not Installed_07-13-12 Sealed				CIVIL - 1	VENDOR	
260	nd Fence_Retrofit on Installed_07-13-12 Sealed				CIVIL - 1	VENDOR	
261	6007-PLN-GFG-00-50-C514		Drawing		CIVIL - 1	VENDOR	
262	6007-PLN-GFG-00-50-C549	Alpha and Beta Sites Cover Sheet	Drawing		CIVIL - 1	VENDOR	
263	6007-PLN-GFG-00-50-C550	General Notes, Legend and Abbreviations	Drawing		CIVIL - 1	VENDOR	
264	6007-PLN-GFG-00-50-C551	Alpha Site Plan	Drawing		CIVIL- 1	VENDOR	
265	6007-PLN-GFG-00-50-C552	Alpha Site Grading and Drainage Plan	Drawing		CIVIL - 1	VENDOR	
266	6007-PLN-GFG-00-50-C553	Alpha Site Pond Sections	Drawing		CIVIL - 1	VENDOR	
267	6007-PLN-GFG-00-50-C554	Alpha Site Details	Drawing		CIVIL - 1	VENDOR	
268	6007-PLN-GFG-00-50-C555	Alpha Site Details 2	Drawing		CIVIL - 1	VENDOR	
269	6007-PLN-GFG-00-50-C556	Alpha Site Bioremediation Facilities Plan	Drawing		CIVIL - 1	VENDOR	
270	6007-PLN-GFG-00-50-C557	Alpha Site Bioremediation Facilities Sections and Details	Drawing		CIVIL - 1	VENDOR	
271	6007-PLN-GFG-00-50-C558	Beta Site Plan	Drawing		CIVIL - 1	VENDOR	
272	6007-PLN-GFG-00-50-C559	Beta Site Grading and Drainage Plan	Drawing		CIVIL - 1	VENDOR	
273	6007-PLN-GFG-00-50-C560	Beta Site Pond Sections	Drawing		CIVIL - 1	VENDOR	
274	6007-PLN-GFG-00-50-C561	Beta Site Details	Drawing		CIVIL - 1	VENDOR	
275	6007-PLN-GFG-00-50-C562	Beta Site Details 2	Drawing		CIVIL - 1	VENDOR	
276	6007-PLN-GFG-00-50-C563	Beta Site Bioremediation Facilities Plan	Drawing		CIVIL - 1	VENDOR	
278	6007-PLN-GFG-00-50-C564	Beta Site Bioremediation Facilities Sections and Details	Drawing		CIVIL - 1	VENDOR	
279	ch Memo for Evap Ponds and Bio Fac 3-23-1	Design Technical Memorandum			CIVIL - 1	VENDOR	
280	nal Water Quality Control Board Documentation				CIVIL - 1	VENDOR	
281	6007-PLN-GFG-00-50-C448		Drawing		CIVIL - 1	VENDOR	
310	s r1 (DS 04-20-12) 0187P-A1&2 - MT-402 R	STRUCTURAL CALCULATIONS	Calculation		CIVIL -1	VENDOR	
311	6007-PLN-GFG-00-50-C173	South Alpha Power Island Paving,Grading and Drainage Plan	Drawing	7	CIVIL -1	VENDOR	
312	6007-PLN-GFG-00-50-C174	North Alpha Power Island Paving, Grading and Drainage Plan	Drawing	7	CIVIL -1	VENDOR	
312	6007-PLN-GFG-00-50-C175	South Beta Power Island Paving, Grading and Drainage Plan	Drawing	7	CIVIL -1	VENDOR	
314	6007-PLN-GFG-00-50-C176	North Beta Power Island Paving, Grading and Drainage Plan	Drawing	7	CIVIL -1	VENDOR	
315	6007-CAL-GFG-00-50-002	Wind fence calculations	Calculation	0	CIVIL -1	VENDOR	
316	6007-PLN-GFG-00-50-C454	Wind fence drawings	Drawing	0	CIVIL -1	VENDOR	
317	6007-PLN-GFG-00-50-C455	Wind fence drawings	Drawing	0	CIVIL -1	VENDOR	
318	6007-PLN-GFG-00-50-C456	Wind fence drawings	Drawing	0	CIVIL -1	VENDOR	
319	6007-PLN-GFG-00-50-C448	Fence Detail	Drawing	5	CIVIL -1	VENDOR	
320	6007-CAL-GFG-00-50-001	Perimeter Fence Design	Calculation	1	CIVIL -1	VENDOR	
321	6007-PLN-GFG-00-50-C449	Fence Detail	Drawing	4	CIVIL -1	VENDOR	
322	Screen Fence Retrofit 08-01/12 Sealed	Screen Fence Retrofit	Drawing	0	CIVIL -1	VENDOR	
333	6007-PLN-GFG-00-50-C451	Alpha West Fencing Plan	Drawing	4	CIVIL -1	VENDOR	10/2/2012
334	6007-PLN-GFG-00-50-C452	Alpha East Fencing Plan	Drawing	3	CIVIL -1	VENDOR	10/2/2012
335	6007-PLN-GFG-00-50-C453	Beta East/West Fencing Plan	Drawing	3	CIVIL -1	VENDOR	10/2/2012
336	6007-CAL-AGE-25-52-4000	Steam Turbine Generator Foundation - Calculation Report Alpha Plant	Calculation	3	CIVIL -1	VENDOR	11/27/2012
337	6007-CAL-AGE-25-52-8000	Steam Turbine Generator Foundation - Calculation Report Beta Plant	Calculation	3	CIVIL -1	VENDOR	11/27/2012
338	6007-PLN-AGE-25-52-4000	Steam Turbine Generator Foundation - Cover Sheet - Alpha Plant	Drawing	3	CIVIL -1	VENDOR	11/27/2012
339	6007-PLN-AGE-25-52-4020	Steam Turbine Generator Foundation - General notes - Alpha Plant	Drawing	3	CIVIL -1	VENDOR	11/27/2012
340	6007-PLN-AGE-25-52-4040	Steam Turbine Generator Foundation - Foundation plan - Alpha Plant	Drawing	3	CIVIL -1	VENDOR	11/27/2012
341	6007-PLN-AGE-25-52-4041	Steam Turbine Generator Foundation - Foundation Elevations - Alpha	Drawing	3	CIVIL -1	VENDOR	11/27/2012
342	6007-PLN-AGE-25-52-4060	Steam Turbine Generator Foundation - Details - Alpha plant	Drawing	3	CIVIL -1	VENDOR	11/27/2012
343	6007-PLN-AGE-25-52-4061	Steam Turbine Generator Foundation - Details - Alpha plant	Drawing	3	CIVIL -1	VENDOR	11/27/2012
344	6007-PLN-AGE-25-52-4062	Steam Turbine Generator Foundation - Details - Alpha plant	Drawing	3	CIVIL -1	VENDOR	11/27/2012
345	6007-PLN-AGE-25-52-4063	Steam Turbine Generator Foundation - Details - Alpha plant	Drawing	3	CIVIL -1	VENDOR	11/27/2012
346	6007-PLN-AGE-25-52-4064	Steam Turbine Generator Foundation - Details - Alpha plant	Drawing	3	CIVIL -1	VENDOR	11/27/2012
347	6007-PLN-AGE-25-52-4065	Steam Turbine Generator Foundation - Details - Alpha plant	Drawing	3	CIVIL -1	VENDOR	11/27/2012
348	6007-PLN-AGE-25-52-4066	Steam Turbine Generator Foundation - Details - Alpha plant	Drawing	3	CIVIL -1	VENDOR	11/27/2012
349	6007-PLN-AGE-25-52-4067	Steam Turbine Generator Foundation - Details - Alpha plant	Drawing	3	CIVIL -1	VENDOR	11/27/2012
350	6007-PLN-AGE-25-52-4068	Steam Turbine Generator Foundation - Details - Alpha plant	Drawing	2	CIVIL -1	VENDOR	11/27/2012
351	6007-PLN-AGE-25-52-4069	Steam Turbine Generator Foundation - Details - Alpha plant	Drawing	2	CIVIL -1	VENDOR	11/27/2012
352	6007-PLN-AGE-25-52-4070	Steam Turbine Generator Foundation - Details - Alpha plant	Drawing	2	CIVIL -1	VENDOR	11/27/2012
353	6007-PLN-AGE-25-52-4071	Steam Turbine Generator Foundation - Details - Alpha plant	Drawing	2	CIVIL -1	VENDOR	11/27/2012
354	6007-PLN-AGE-25-52-4072	Steam Turbine Generator Foundation - Details - Alpha plant	Drawing	2	CIVIL -1	VENDOR	11/27/2012
355	6007-PLN-AGE-25-52-8000	Steam Turbine Generator Foundation - Cover Sheet - Beta Plant	Drawing	3	CIVIL -1	VENDOR	11/27/2012
356	6007-PLN-AGE-25-52-8020	Steam Turbine Generator Foundation - General notes - Beta Plant	Drawing	3	CIVIL -1	VENDOR	11/27/2012
357	6007-PLN-AGE-25-52-8040	Steam Turbine Generator Foundation - Foundation plan - Beta Plant	Drawing	3	CIVIL -1	VENDOR	11/27/2012
358	6007-PLN-AGE-25-52-8041	Steam Turbine Generator Foundation - Foundation Elevations - Beta	Drawing	3	CIVIL -1	VENDOR	11/27/2012
359	6007-PLN-AGE-25-52-8060	Steam Turbine Generator Foundation - Details - Beta plant	Drawing	3	CIVIL -1	VENDOR	11/27/2012
360	6007-PLN-AGE-25-52-8061	Steam Turbine Generator Foundation - Details - Beta plant	Drawing	3	CIVIL -1	VENDOR	11/27/2012
361	6007-PLN-AGE-25-52-8062	Steam Turbine Generator Foundation - Details - Beta plant	Drawing	3	CIVIL -1	VENDOR	11/27/2012
362	6007-PLN-AGE-25-52-8063	Steam Turbine Generator Foundation - Details - Beta plant	Drawing	3	CIVIL -1	VENDOR	11/27/2012
363	6007-PLN-AGE-25-52-8064	Steam Turbine Generator Foundation - Details - Beta plant	Drawing	3	CIVIL -1	VENDOR	11/27/2012
364	6007-PLN-AGE-25-52-8065	Steam Turbine Generator Foundation - Details - Beta plant	Drawing	3	CIVIL -1	VENDOR	11/27/2012
365	6007-PLN-AGE-25-52-8066	Steam Turbine Generator Foundation - Details - Beta plant	Drawing	3	CIVIL -1	VENDOR	11/27/2012
366	6007-PLN-AGE-25-52-8067	Steam Turbine Generator Foundation - Details - Beta plant	Drawing	3	CIVIL -1	VENDOR	11/27/2012
367	6007-PLN-AGE-25-52-8068	Steam Turbine Generator Foundation - Details - Beta plant	Drawing	2	CIVIL -1	VENDOR	11/27/2012
368	6007-PLN-AGE-25-52-8069	Steam Turbine Generator Foundation - Details - Beta plant	Drawing	2	CIVIL -1	VENDOR	11/27/2012
369	6007-PLN-AGE-25-52-8070	Steam Turbine Generator Foundation - Details - Beta plant	Drawing	2	CIVIL -1	VENDOR	11/27/2012
370	6007-PLN-AGE-25-52-8071	Steam Turbine Generator Foundation - Details - Beta plant	Drawing	2	CIVIL -1	VENDOR	11/27/2012
371	6007-PLN-AGE-25-52-8072	Steam Turbine Generator Foundation - Details - Beta plant	Drawing	2	CIVIL -1	VENDOR	11/27/2012
372	6007-PLN-GFG-00-50-C549	6007-PLN-GFG-00-50-C549	Drawing	2	CIVIL -1	VENDOR	12/3/2012
373	6007-PLN-GFG-00-50-C550	6007-PLN-GFG-00-50-C550	Drawing	2	CIVIL -1	VENDOR	12/3/2012
374	6007-PLN-GFG-00-50-C551	6007-PLN-GFG-00-50-C551	Drawing	2	CIVIL -1	VENDOR	12/3/2012
375	6007-PLN-GFG-00-50-C553	Evaporation Ponds/Bioremediation Facilities/Alpha Site/Pond Sections	Drawing	2	CIVIL -1	VENDOR	12/3/2012
376	6007-PLN-GFG-00-50-C554	Evaporation Ponds/Bioremediation Facilities/Alpha Site/Details	Drawing	2	CIVIL -1	VENDOR	12/3/2012

ABENER TEYMA MOJAVE

Compliance No.: GEN-2
Job : Mojave Solar Project
Date: 04/10/2012 Description: Civil Master Drawing List

Line No.	Sheet No.	Description	Type of Document	Revision Number	Applicable Condition of Certification	Vendor Supplied or EOR	Submittal Date
377	6007-PLN-GFG-00-50-C555	Evaporation Ponds/Bioremediation Facilities/Alpha Site/Details 2	Drawing	2	CIVIL -1	VENDOR	12/3/2012
378	6007-PLN-GFG-00-50-C556	Evaporation Ponds/Bioremediation Facilities/Alpha Site/Bioremediation Facilities Plan	Drawing	2	CIVIL -1	VENDOR	12/3/2012
379	6007-PLN-GFG-00-50-C557	Evaporation Ponds/Bioremediation Facilities/Alpha Site/Bioremediation Facilities Sections and Details	Drawing	2	CIVIL -1	VENDOR	12/3/2012
380	6007-PLN-GFG-00-50-C558	Evaporation Ponds/Bioremediation Facilities/Beta Site/Plan	Drawing	2	CIVIL -1	VENDOR	12/3/2012
381	6007-PLN-GFG-00-50-C560	Evaporation Ponds/Bioremediation Facilities/Beta Site/Pond Sections	Drawing	2	CIVIL -1	VENDOR	12/3/2012
382	6007-PLN-GFG-00-50-C561	Evaporation Ponds/Bioremediation Facilities/Beta Site/Details	Drawing	2	CIVIL -1	VENDOR	12/3/2012
383	6007-PLN-GFG-00-50-C562	Evaporation Ponds/Bioremediation Facilities/Beta Site/Details 2	Drawing	2	CIVIL -1	VENDOR	12/3/2012
384	6007-PLN-GFG-00-50-C563	Evaporation Ponds/Bioremediation Facilities/Beta Site/Bioremediation Facilities Plan	Drawing	2	CIVIL -1	VENDOR	12/3/2012
385	6007-PLN-GFG-00-50-C564	Evaporation Ponds/Bioremediation Facilities/Beta Site/Bioremediation Facilities Sections and Details	Drawing	2	CIVIL -1	VENDOR	12/3/2012
386	6007-ESP-GFG-00-50-C001	Supplemental Technical Specifications	Spec	0	CIVIL -1	VENDOR	12/3/2012
387	6007-CAL-AGE-57-52-6277	Calculation Report	Calculation	4	CIVIL -1	VENDOR	2/22/2013
388	6007-PLN-AGE-57-52-6900	cover sheet	Drawing	6	CIVIL -1	VENDOR	2/22/2013
389	6007-PLN-AGE-57-52-6901	general notes	Drawing	5	CIVIL -1	VENDOR	2/22/2013
390	6007-PLN-AGE-57-52-6902	Elevation, plan, & Sections for Column 1 to 5	Drawing	6	CIVIL -1	VENDOR	2/22/2013
391	6007-PLN-AGE-57-52-6903	Elevation, plan, & Sections for Column 2, 3, 4	Drawing	5	CIVIL -1	VENDOR	2/22/2013
392	6007-PLN-AGE-57-52-6904	Elevation, plan, & Sections for Column 1 & 5	Drawing	6	CIVIL -1	VENDOR	2/22/2013
393	6007-PLN-AGE-57-52-6905	Elevation, plan, & Sections for Column C11-C20	Drawing	6	CIVIL -1	VENDOR	2/22/2013
394	6007-PLN-AGE-25-52-4000	Alpha . Steam Turbine Gen. Foundation Cover Sheet	Drawing	4	CIVIL -1	VENDOR	2/28/2013
395	6007-PLN-AGE-25-52-4020	Alpha . Steam Turbine Gen. Foundation General Notes	Drawing	6	CIVIL -1	VENDOR	2/28/2013
396	6007-PLN-AGE-25-52-4040	Alpha . Steam Turbine Gen. Foundation. Foundation Plan	Drawing	5	CIVIL -1	VENDOR	2/28/2013
397	6007-PLN-AGE-25-52-4041	Alpha . Steam Turbine Gen. Foundation. Foundation Elev.	Drawing	5	CIVIL -1	VENDOR	2/28/2013
398	6007-PLN-AGE-25-52-4060	Alpha . Steam Turbine Gen. Foundation. Details	Drawing	5	CIVIL -1	VENDOR	2/28/2013
399	6007-PLN-AGE-25-52-4061	Alpha . Steam Turbine Gen. Foundation. Details	Drawing	5	CIVIL -1	VENDOR	2/28/2013
400	6007-PLN-AGE-25-52-4062	Alpha . Steam Turbine Gen. Foundation. Details	Drawing	5	CIVIL -1	VENDOR	2/28/2013
401	6007-PLN-AGE-25-52-4063	Alpha . Steam Turbine Gen. Foundation. Details	Drawing	5	CIVIL -1	VENDOR	2/28/2013
402	6007-PLN-AGE-25-52-4064	Alpha . Steam Turbine Gen. Foundation. Details	Drawing	5	CIVIL -1	VENDOR	2/28/2013
403	6007-PLN-AGE-25-52-4065	Alpha . Steam Turbine Gen. Foundation. Details	Drawing	5	CIVIL -1	VENDOR	2/28/2013
404	6007-PLN-AGE-25-52-4066	Alpha . Steam Turbine Gen. Foundation. Details	Drawing	5	CIVIL -1	VENDOR	2/28/2013
405	6007-PLN-AGE-25-52-4067	Alpha . Steam Turbine Gen. Foundation. Details	Drawing	5	CIVIL -1	VENDOR	2/28/2013
406	6007-PLN-AGE-25-52-4068	Alpha . Steam Turbine Gen. Foundation. Details	Drawing	4	CIVIL -1	VENDOR	2/28/2013
407	6007-PLN-AGE-25-52-4069	Alpha . Steam Turbine Gen. Foundation. Details	Drawing	4	CIVIL -1	VENDOR	2/28/2013
408	6007-PLN-AGE-25-52-4070	Alpha . Steam Turbine Gen. Foundation. Details	Drawing	4	CIVIL -1	VENDOR	2/28/2013
409	6007-PLN-AGE-25-52-4071	Alpha . Steam Turbine Gen. Foundation. Details	Drawing	4	CIVIL -1	VENDOR	2/28/2013
410	6007-PLN-AGE-25-52-4072	Alpha . Steam Turbine Gen. Foundation. Details	Drawing	4	CIVIL -1	VENDOR	2/28/2013
411	6007-PLN-AGE-25-52-4073	Alpha . Anchor Bolts Coordinates Foundation Plan	Drawing	1	CIVIL -1	VENDOR	2/28/2013
412	6007-PLN-AGE-25-52-8000	Beta . Steam Turbine Gen. Foundation Cover Sheet	Drawing	4	CIVIL -1	VENDOR	2/28/2013
413	6007-PLN-AGE-25-52-8020	Beta . Steam Turbine Gen. Foundation General Notes	Drawing	6	CIVIL -1	VENDOR	2/28/2013
414	6007-PLN-AGE-25-52-8040	Beta . Steam Turbine Gen. Foundation. Foundation Plan	Drawing	5	CIVIL -1	VENDOR	2/28/2013
415	6007-PLN-AGE-25-52-8041	Beta . Steam Turbine Gen. Foundation. Foundation Elev.	Drawing	5	CIVIL -1	VENDOR	2/28/2013
416	6007-PLN-AGE-25-52-8060	Beta . Steam Turbine Gen. Foundation. Details	Drawing	5	CIVIL -1	VENDOR	2/28/2013
417	6007-PLN-AGE-25-52-8061	Beta . Steam Turbine Gen. Foundation. Details	Drawing	5	CIVIL -1	VENDOR	2/28/2013
418	6007-PLN-AGE-25-52-8062	Beta . Steam Turbine Gen. Foundation. Details	Drawing	5	CIVIL -1	VENDOR	2/28/2013
419	6007-PLN-AGE-25-52-8063	Beta . Steam Turbine Gen. Foundation. Details	Drawing	5	CIVIL -1	VENDOR	2/28/2013
420	6007-PLN-AGE-25-52-8064	Beta . Steam Turbine Gen. Foundation. Details	Drawing	5	CIVIL -1	VENDOR	2/28/2013
421	6007-PLN-AGE-25-52-8065	Beta . Steam Turbine Gen. Foundation. Details	Drawing	5	CIVIL -1	VENDOR	2/28/2013
422	6007-PLN-AGE-25-52-8066	Beta . Steam Turbine Gen. Foundation. Details	Drawing	5	CIVIL -1	VENDOR	2/28/2013
423	6007-PLN-AGE-25-52-8067	Beta . Steam Turbine Gen. Foundation. Details	Drawing	5	CIVIL -1	VENDOR	2/28/2013
424	6007-PLN-AGE-25-52-8068	Beta . Steam Turbine Gen. Foundation. Details	Drawing	4	CIVIL -1	VENDOR	2/28/2013
425	6007-PLN-AGE-25-52-8069	Beta . Steam Turbine Gen. Foundation. Details	Drawing	4	CIVIL -1	VENDOR	2/28/2013
426	6007-PLN-AGE-25-52-8070	Beta . Steam Turbine Gen. Foundation. Details	Drawing	4	CIVIL -1	VENDOR	2/28/2013
427	6007-PLN-AGE-25-52-8071	Beta . Steam Turbine Gen. Foundation. Details	Drawing	4	CIVIL -1	VENDOR	2/28/2013
428	6007-PLN-AGE-25-52-8072	Beta . Steam Turbine Gen. Foundation. Details	Drawing	4	CIVIL -1	VENDOR	2/28/2013
429	6007-PLN-AGE-25-52-8073	Beta . Anchor Bolts Coordinates Foundation Plan	Drawing	1	CIVIL -1	VENDOR	2/28/2013
430	6007-CAL-AGE-25-52-4000	Calculation report for Steam Turbine-Generator Found. Alpha	Calculation	5	CIVIL -1	VENDOR	2/28/2013
431	6007-CAL-AGE-25-52-8000	Calculation report for Steam Turbine-Generator Found. Beta	Calculation	5	CIVIL -1	VENDOR	2/28/2013
432	6007-PLN-GFG-00-50-C451	Alpha West Fencing Plan	Drawing	5	CIVIL -1	VENDOR	3/4/2013
433	6007-PLN-GFG-00-50-C452	Alpha East Fencing Plan	Drawing	4	CIVIL -1	VENDOR	3/4/2013
434	6007-PLN-GFG-00-50-C453	Beta East/West Fencing Plan	Drawing	4	CIVIL -1	VENDOR	3/4/2013
435	6007-PLN-AGE-25-52-4040	Alpha – Steam Turbine Gen. Foundation. Foundation Plan	Drawing	6	CIVIL -1	VENDOR	2/28/2013
436	6007-PLN-AGE-25-52-4062	Alpha – Steam Turbine Gen. Foundation. Details	Drawing	6	CIVIL -1	VENDOR	2/28/2013
437	6007-PLN-AGE-25-52-4063	Alpha – Steam Turbine Gen. Foundation. Details	Drawing	6	CIVIL -1	VENDOR	3/3/2013
438	6007-PLN-AGE-25-52-4068	Alpha – Steam Turbine Gen. Foundation. Details	Drawing	5	CIVIL -1	VENDOR	3/3/2013
439	6007-PLN-AGE-25-52-4069	Alpha – Steam Turbine Gen. Foundation. Details	Drawing	5	CIVIL -1	VENDOR	3/3/2013
440	6007-PLN-AGE-25-52-4070	Alpha – Steam Turbine Gen. Foundation. Details	Drawing	5	CIVIL -1	VENDOR	3/3/2013
441	6007-PLN-AGE-25-52-4071	Alpha – Steam Turbine Gen. Foundation. Details	Drawing	5	CIVIL -1	VENDOR	3/3/2013
442	6007-PLN-AGE-25-52-4073	Alpha – Anchor Bolts Coordinates Foundation Plan	Drawing	2	CIVIL -1	VENDOR	3/3/2013
443	6007-PLN-AGE-25-52-8040	Beta – Steam Turbine Gen. Foundation. Foundation Plan	Drawing	6	CIVIL -1	VENDOR	3/3/2013
444	6007-PLN-AGE-25-52-8068	Beta – Steam Turbine Gen. Foundation. Details	Drawing	5	CIVIL -1	VENDOR	3/3/2013
445	6007-PLN-AGE-25-52-8069	Beta – Steam Turbine Gen. Foundation. Details	Drawing	5	CIVIL -1	VENDOR	3/3/2013
446	6007-PLN-AGE-25-52-8070	Beta – Steam Turbine Gen. Foundation. Details	Drawing	5	CIVIL -1	VENDOR	3/3/2013
447	6007-PLN-AGE-25-52-8071	Beta – Steam Turbine Gen. Foundation. Details	Drawing	5	CIVIL -1	VENDOR	3/3/2013
448	6007-PLN-AGE-25-52-8073	Beta – Anchor Bolts Coordinates Foundation Plan	Drawing	2	CIVIL -1	VENDOR	3/3/2013
449	6007-CAL-AGE-57-54-6277	Calculations	Calculation	4	CIVIL -1	VENDOR	3/13/2013
450	6007-PLN-AGE-57-54-6900	Cover Sheet	Drawing	5	CIVIL -1	VENDOR	3/13/2013
451	6007-PLN-AGE-57-54-6901	General Notes	Drawing	5	CIVIL -1	VENDOR	3/13/2013
452	6007-PLN-AGE-57-54-6902	Plan Views	Drawing	5	CIVIL -1	VENDOR	3/13/2013
453	6007-PLN-AGE-57-54-6903	Plan Views & Details	Drawing	5	CIVIL -1	VENDOR	3/13/2013
454	6007-PLN-AGE-57-54-6904	Elevation of Frame A & B	Drawing	5	CIVIL -1	VENDOR	3/13/2013
455	6007-PLN-AGE-57-54-6905	Elevation of Fraame 1 to 5	Drawing	5	CIVIL -1	VENDOR	3/13/2013
456	6007-PLN-AGE-57-54-6906	Connection Details for Frame A & B	Drawing	5	CIVIL -1	VENDOR	3/13/2013
457	6007-PLN-AGE-57-54-6907	Connection Details for Frame 1 to 5	Drawing	5	CIVIL -1	VENDOR	3/13/2013
458	6007-PLN-AGE-57-54-6908	Connection Details for Plan at EL 2064'-3" & 2070'-3"	Drawing	5	CIVIL -1	VENDOR	3/13/2013
459	6007-PLN-AGE-57-54-6909	Staircase & Baseplate Details	Drawing	5	CIVIL -1	VENDOR	3/13/2013
460	6007-CAL-AGE-57-54-6700	Calculation Report	Calculation	0	CIVIL -1	VENDOR	3/13/2013
461	6007-PLN-AGE-57-54-6700	Cover Sheet	Drawing	0	CIVIL -1	VENDOR	3/13/2013
462	6007-PLN-AGE-57-54-6701	General Notes	Drawing	0	CIVIL -1	VENDOR	3/13/2013
463	6007-PLN-AGE-57-54-6702	Plan View	Drawing	0	CIVIL -1	VENDOR	3/13/2013
464	6007-PLN-AGE-57-54-6703	Plan View & Details	Drawing	0	CIVIL -1	VENDOR	3/13/2013
465	6007-PLN-AGE-57-54-6704	Elevation A & B	Drawing	0	CIVIL -1	VENDOR	3/13/2013
466	6007-PLN-AGE-57-54-6705	Elevation of Frame 1 to 5	Drawing	0	CIVIL -1	VENDOR	3/13/2013
467	6007-PLN-AGE-57-54-6706	Staircase & Base plate Details	Drawing	0	CIVIL -1	VENDOR	3/13/2013
468	6007-PLN-AGE-57-54-6707	Connection Detail	Drawing	0	CIVIL -1	VENDOR	3/13/2013
469	6007-PLN-AGE-57-54-6708	Connection Detail	Drawing	0	CIVIL -1	VENDOR	3/13/2013
470	6007-PLN-AGE-57-54-6709	Connection Detail	Drawing	0	CIVIL -1	VENDOR	3/13/2013
471	6007-TMT-AGE-ATE-0993	AG Transmittal	Drawing		CIVIL -1	VENDOR	3/13/2013
472	6007-CAL-AGE-57-52-4950-R03	Main HTF pipe support foundations in PSV areas. Alpha Plant	Calculation	3	CIVIL -1	VENDOR	3/18/2013
473	6007-LIS-AGE-58-52-2401-R03	Coordiantes list for Main HTF pipe support foundations in PSV areas. Alpha plant	List	3	CIVIL -1	VENDOR	3/18/2013
474	6007-PLN-AGE-57-52-2600-R03	Alpha Plant. HTF Pipes support foundations in PSV areas. Cover sheet	Drawing	3	CIVIL -1	VENDOR	3/18/2013
475	6007-PLN-AGE-57-52-2601-R03	Alpha Plant. HTF Pipes support foundations in PSV areas. General Notes	Drawing	3	CIVIL -1	VENDOR	3/18/2013
476	6007-PLN-AGE-57-52-2602-R03	Alpha Plant. HTF Pipes support foundations in PSV areas. Foundations plan & coordinates	Drawing	3	CIVIL -1	VENDOR	3/18/2013
477	6007-PLN-AGE-57-52-2603-R03	Alpha Plant. HTF Pipes support foundations in PSV areas. Sections and details I	Drawing	3	CIVIL -1	VENDOR	3/18/2013
478	6007-PLN-AGE-57-52-2604-R03	Alpha Plant. HTF Pipes support foundations in PSV areas. Sections and details II	Drawing	3	CIVIL -1	VENDOR	3/18/2013
479	6007-PLN-AGE-57-52-2605-R03	Alpha Plant. HTF Pipes support foundations in PSV areas. Sections and details III	Drawing	3	CIVIL -1	VENDOR	3/18/2013
480	6007-CAL-AGE-58-52-2400-R03	Calculation report for Central plant. HTF main pipe support foundation. Alpha plant	Calculation	3	CIVIL -1	VENDOR	3/18/2013
481	6007-LIS-AGE-58-52-2400-R03	Coordiantes list for Central plant. HTF main pipe support foundation. Alpha plant	List	3	CIVIL -1	VENDOR	3/18/2013
482	6007-PLN-AGE-58-52-2400-R03	Central Plant, Main HTF Pipes Support Foundations. Cover sheet	Drawing	3	CIVIL -1	VENDOR	3/18/2013
483	6007-PLN-AGE-58-52-2401-R02	Central Plant, Main HTF Pipes Support Foundations. General Notes	Drawing	2	CIVIL -1	VENDOR	3/18/2013
484	6007-PLN-AGE-58-52-2402-R02	Central Plant, Main HTF Pipes Support Foundations. Foundations plan	Drawing	2	CIVIL -1	VENDOR	3/18/2013
485	6007-PLN-AGE-58-52-2403-R03	Central Plant, Main HTF Pipes Support Foundations. Sections & details I	Drawing	3	CIVIL -1	VENDOR	3/18/2013
486	6007-PLN-AGE-58-52-2404-R03	Central Plant, Main HTF Pipes Support Foundations. Sections & details II	Drawing	3	CIVIL -1	VENDOR	3/18/2013

ABENER TEYMA MOJAVE

Compliance No.: GEN-2
Job : Mojave Solar Project
Date: 04/10/2012 Description: Civil Master Drawing List

Line No.	Sheet No.	Description	Type of Document	Revision Number	Applicable Condition of Certification	Vendor Supplied or EOR	Submittal Date
487	6007-CAL-AGE-58-52-2405 R02	Calculation report for Central plant. HTF main sleepres-pipes supp. II. Alpha plant	Calculation	2	CIVIL -1	VENDOR	3/18/2013
488	6007-LIS-AGE-58-52-2405_R02	Coordinates list for Central plant. HTF main sleepres-pipes supp. II. Alpha plant	List	2	CIVIL -1	VENDOR	3/18/2013
489	6007-PLN-AGE-58-52-2405-R02	Central Plant, Main HTF Pipes Support Foundations II. Cover sheet	Drawing	2	CIVIL -1	VENDOR	3/18/2013
490	6007-PLN-AGE-58-52-2405-R02	Central Plant, Main HTF Pipes Support Foundations II. General Notes	Drawing	2	CIVIL -1	VENDOR	3/18/2013
491	6007-PLN-AGE-58-52-2407-R02	Central Plant, Main HTF Pipes Support Foundations II. Foundations plan	Drawing	2	CIVIL -1	VENDOR	3/18/2013
492	6007-PLN-AGE-58-52-2408-R02	Central Plant, Main HTF Pipes Support Foundations II. Sections & details	Drawing	2	CIVIL -1	VENDOR	3/18/2013
493	6007-CAL-AGE-58-52-2410-R02	Calculation report for Central Plant, HTF Mian Sleepers-Pipes Supp. III. Alpha Plant	Calculation	2	CIVIL -1	VENDOR	3/18/2013
494	6007-LIS-AGE-58-52-2410-R02	Coordinates list for Central Plant, HTF Main Sleepers-Pipes Supp. III. Alpha Plant	List	2	CIVIL -1	VENDOR	3/18/2013
495	6007-PLN-AGE-58-52-2410-R02	Central Plant, Main HTF Pipes Support Foundations III. Cover sheet	Drawing	2	CIVIL -1	VENDOR	3/18/2013
496	6007-PLN-AGE-58-52-2411-R02	Central Plant, Main HTF Pipes Support Foundations III. General Notes	Drawing	2	CIVIL -1	VENDOR	3/18/2013
497	6007-PLN-AGE-58-52-2412-R02	Central Plant, Main HTF Pipes Support Foundations III. General Notes	Drawing	2	CIVIL -1	VENDOR	3/18/2013
498	6007-PLN-AGE-58-52-2413-R02	Central Plant, Main HTF Pipes Support Foundations III. Sections & details	Drawing	2	CIVIL -1	VENDOR	3/18/2013
499	6007-PLN-AGE-58-52-2414-R02	Central Plant, Main HTF Pipes Support Foundations III. Sections & details II	Drawing	2	CIVIL -1	VENDOR	3/18/2013
500	6007-PLN-AGE-58-52-2415-R02	Central Plant, Main HTF Pipes Support Foundations III. Sections & details III	Drawing	2	CIVIL -1	VENDOR	3/18/2013
501	6007-CAL-AGE-57-52-6277	Calculation Report for DrainageChannel Crossing Pipe Support Steel Truss Foundations Far West	Calculation	4	CIVIL -1	VENDOR	3/19/2013
502	6007-PLN-AGE-57-52-6900	Drainage Channel Crossing Far West Field Beta, HTF Pipe Support Steel Truss Foundations Cover Sheet	Drawing	7	CIVIL -1	VENDOR	3/19/2013
503	6007-PLN-AGE-57-52-6901	Drainage Channel Crossing Far West Field Beta, HTF Pipe Support Steel Truss Foundations General Notes	Drawing	6	CIVIL -1	VENDOR	3/19/2013
504	6007-PLN-AGE-57-52-6902	Drainage Channel Crossing Far West Field Beta, HTF Pipe Support Steel Truss Foundations Elevation, Plan & Sections for Column 1 to 5	Drawing	7	CIVIL -1	VENDOR	3/19/2013
505	6007-PLN-AGE-57-52-6903	Drainage Channel Crossing Far West Field Beta, HTF Pipe Support Steel Truss Foundations Plan, Section and Details for Column 2,3 & 4	Drawing	6	CIVIL -1	VENDOR	3/19/2013
506	6007-PLN-AGE-57-52-6904	Drainage Channel Crossing Far West Field Beta, HTF Pipe Support Steel Truss Foundations Plan, Section and Details for Column 1 & 5	Drawing	7	CIVIL -1	VENDOR	3/19/2013
507	6007-PLN-AGE-57-52-6905	Drainage Channel Crossing Far West Field Beta, HTF Pipe Support Steel Truss Foundations Elevation, Plan & Sections for Column C11-C20	Drawing	7	CIVIL -1	VENDOR	3/19/2013
508	Sketch STGF	Sketch STGF	Drawing	na	CIVIL -1	VENDOR	3/19/2013
509	6007-PLN-AGE-25-52-4041	Field Alpha Steam Generator Foundation Elevations (View Only)	Drawing	3	CIVIL -1	VENDOR	3/19/2013
510	RFI 0005	Steam Generator Turbine Foundations	Drawing	na	CIVIL -1	VENDOR	3/19/2013
511	xxxx-xxx-xxx-xx-xx-xxxx	Steam Turbine Supports L2 & L3	Drawing	0	CIVIL -1	VENDOR	3/19/2013
512	RFI 0006	Steam Generator Turbine Foundations	Drawing	na	CIVIL -1	VENDOR	3/19/2013
513	S1	Abengoa Solar Elevator 3-15-13	Drawing	n.a.	CIVIL -1	VENDOR	3/21/2013
514	6007-PLN-WSI-00-00-A001	Abengoa Solar Architectural 3-15-13	Drawing	n.a.	CIVIL -1	VENDOR	3/21/2013
515	6007-PLN-WSI-42-73-M001	Abengoa Solar Mechanical 3-15-13	Drawing	n.a.	CIVIL -1	VENDOR	3/21/2013
516	6007-PLN-WSI-29-82-P001	Abengoa Solar Plumbing 3-15-13	Drawing	n.a.	CIVIL -1	VENDOR	3/21/2013
517	1.01	Abengoa Solar Structural Plans 3-15-13	Drawing	n.a.	CIVIL -1	VENDOR	3/21/2013
518	6007-PLN-ATM-18-53-F1.0	Abengoa Solar Foundation Plans 3-15-13	Drawing	n.a.	CIVIL -1	VENDOR	3/21/2013
519	2	Abengoa Solar Foundation Calcs 3-15-13	Drawing	n.a.	CIVIL -1	VENDOR	3/21/2013
520	1.01	Abengoa Solar Structural Calcs 3-15-13	Drawing	n.a.	CIVIL -1	VENDOR	3/21/2013
521	LTG-1C	Abengoa T24 Electrical 3-15-13	Drawing	n.a.	CIVIL -1	VENDOR	3/21/2013
522	C13025	Abengoa T 24 Mech & Envl 3-15-13	Drawing	n.a.	CIVIL -1	VENDOR	3/21/2013
523	C13025	HVAC_Heating_&_Cooling_Calcs	Drawing	n.a.	CIVIL -1	VENDOR	3/21/2013
524	6007-PLN-WSI-27-31-E001	Abengoa Solar E-001 3-15-13	Drawing	n.a.	CIVIL -1	VENDOR	3/21/2013
525	6007-PLN-WSI-27-31-E002	Abengoa Solar E-002 3-15-13	Drawing	n.a.	CIVIL -1	VENDOR	3/21/2013
526	6007-PLN-WSI-27-31-E003	Abengoa Solar E-003 3-15-13	Drawing	n.a.	CIVIL -1	VENDOR	3/21/2013
527	6007-PLN-WSI-27-31-E004	Abengoa Solar E-004 3-15-13	Drawing	n.a.	CIVIL -1	VENDOR	3/21/2013
528	6007-PLN-WSI-27-31-E005	Abengoa Solar E-005 3-15-13	Drawing	n.a.	CIVIL -1	VENDOR	3/21/2013
529	6007-PLN-AGE-11-50-0000-R04	Effluent water line. Alpha plant. Cover sheet	Drawing	4	CIVIL -1	VENDOR	3/21/2013
530	6007-PLN-AGE-11-50-0001-R04	Effluent water line. Alpha plant. General Notes	Drawing	4	CIVIL -1	VENDOR	3/21/2013
531	6007-PLN-AGE-11-50-0002-R04	Effluent water line. Alpha plant. Plan 1	Drawing	4	CIVIL -1	VENDOR	3/21/2013
532	6007-PLN-AGE-11-50-0003-R04	Effluent water line. Alpha plant. Plan 2	Drawing	4	CIVIL -1	VENDOR	3/21/2013
533	6007-PLN-AGE-11-50-0004-R04	Effluent water line. Alpha plant. Plan 3	Drawing	4	CIVIL -1	VENDOR	3/21/2013
534	6007-PLN-AGE-11-50-0005-R04	Effluent water line. Alpha plant. Cross sections	Drawing	4	CIVIL -1	VENDOR	3/21/2013
535	6007-PLN-AGE-11-50-0006-R04	Effluent water line. Alpha plant. Details	Drawing	4	CIVIL -1	VENDOR	3/21/2013
536	6007-PLN-GFG-00-50-C551	Alpha Site plan Evaporation ponds/Bioremediation facilities.	Drawing	4	CIVIL -1	VENDOR	3/23/2013
537	6007-PLN-GFG-00-50-C552	Alpha Site, Grading and Drainage Plan, Evaporation ponds/Bioremediation facilities	Drawing	4	CIVIL -1	VENDOR	3/23/2013
538	6007-PLN-GFG-00-50-C554	Alpha Site Details, Evaporation ponds/ Bioremediation facilities	Drawing	5	CIVIL -1	VENDOR	3/23/2013
539	6007-PLN-GFG-00-50-C555	Alpha site, Details 2, Evaporation ponds/ bioremediation facilities.	Drawing	4	CIVIL -1	VENDOR	3/23/2013
540	6007-PLN-GFG-00-50-C556	Alpha site, Bioremediation facilities. Evaporation ponds/Bioremediation facilities.	Drawing	3	CIVIL -1	VENDOR	3/23/2013
541	6007-PLN-GFG-00-50-C604	Alpha site, Evaporation ponds, Force main.Evaporation ponds/Bioremediation facilities.	Drawing	3	CIVIL -1	VENDOR	3/23/2013
542	6007-CAL-AGE-58-52-6400-R02	Calculation Report for HTF pipe supports foundations South Beta Plant	Calculation	2	CIVIL -1	VENDOR	3/22/2013
543	6007-LIS-AGE-58-52-6400-R01	Coordiantes List for Central Plant South. HTF main pipe supports	List	1	CIVIL -1	VENDOR	3/22/2013
544	6007-PLN-AGE-58-52-6400-R03	Beta Central Plant, HTF Pipe Support Foundations. Cover Sheet	Drawing	3	CIVIL -1	VENDOR	3/22/2013
545	6007-PLN-AGE-58-52-6401-R03	Beta Central Plant, HTF Pipe Support Foundations. General Notes	Drawing	3	CIVIL -1	VENDOR	3/22/2013
546	6007-PLN-AGE-58-52-6402-R03	Beta Central Plant, HTF Pipe Support Foundations. Foundation Plan	Drawing	3	CIVIL -1	VENDOR	3/22/2013
547	6007-PLN-AGE-58-52-6404-R03	Beta Central Plant, HTF Pipe Support Foundations. Sections and Details I	Drawing	3	CIVIL -1	VENDOR	3/22/2013
548	6007-CAL-AGE-23-52-4000	Beta Central Plant, HTF Pipe Support Foundations. Sections and Details II	Calculation	3	CIVIL -1	VENDOR	3/22/2013
549	6007-CAL-AGE-23-52-4000	Calculation Report for Exitation Transformer Foundation. Alpha Plant	Calculation	1	CIVIL -1	VENDOR	3/22/2013
550	6007-CAL-AGE-23-52-8000	Calculation Report for Exitation Transformer Foundation. Beta Plant	Calculation	1	CIVIL -1	VENDOR	3/22/2013
551	6007-PLN-AGE-23-52-4000_Rev 01	Alpha. Exitation Transformer #33 Foundation. Cover Sheet	Drawing	1	CIVIL -1	VENDOR	3/22/2013
552	6007-PLN-AGE-23-52-4020_Rev 01	Alpha. Exitation Transformer #33 Foundation. General Notes	Drawing	1	CIVIL -1	VENDOR	3/22/2013
553	6007-PLN-AGE-23-52-4040_Rev 01	Alpha. Exitation Transformer #33 Foundation. Fouindation Plan & details	Drawing	1	CIVIL -1	VENDOR	3/22/2013
554	6007-PLN-AGE-23-52-8000_Rev 01	Beta. Exitation Transformer #33 Foundation. Cover Sheet	Drawing	1	CIVIL -1	VENDOR	3/22/2013
555	6007-PLN-AGE-23-52-8020_Rev 01	Beta. Exitation Transformer #33 Foundation. General Notes	Drawing	1	CIVIL -1	VENDOR	3/22/2013
556	6007-PLN-AGE-23-52-8040_Rev 01	Beta. Exitation Transformer #33 Foundation. Fouindation Plan & details	Drawing	1	CIVIL -1	VENDOR	3/22/2013
557	6007-LIS-AGE-57-52-6601-R02	Main HTF pipe support foundations in PSV areas. Beta Plant	List	2	CIVIL -1	VENDOR	3/25/2013
558	6007-PLN-AGE-57-52-6600-R02	Main HTF pipe support foundations in PSV areas. Cover sheet	Drawing	2	CIVIL -1	VENDOR	3/25/2013
559	6007-PLN-AGE-57-52-6601-R02	Main HTF pipe support foundations in PSV areas. General Notes	Drawing	2	CIVIL -1	VENDOR	3/25/2013
560	6007-PLN-AGE-57-52-6602-R02	Main HTF pipe support foundations in PSV areas.East & West area foundations plan	Drawing	2	CIVIL -1	VENDOR	3/25/2013
561	6007-PLN-AGE-57-52-6603-R02	Main HTF pipe support foundations in PSV areas.North & South area foundations plan	Drawing	2	CIVIL -1	VENDOR	3/25/2013
562	6007-PLN-AGE-57-52-6604-R02	Main HTF pipe support foundations in PSV areas.Sections & details I	Drawing	2	CIVIL -1	VENDOR	3/25/2013
563	6007-PLN-AGE-57-52-6605-R02	Main HTF pipe support foundations in PSV areas.Sections & details II	Drawing	2	CIVIL -1	VENDOR	3/25/2013
564	6007-PLN-AGE-57-52-6606-R02	Main HTF pipe support foundations in PSV areas.Sections & details III	Drawing	2	CIVIL -1	VENDOR	3/25/2013
565	6007-PLN-AGE-57-52-6607-R02	Main HTF pipe support foundations in PSV areas.Sections & details IV	Drawing	2	CIVIL -1	VENDOR	3/25/2013
566	6007-PLN-AGE-57-52-6608-R02	Main HTF pipe support foundations in PSV areas.Sections & details V	Drawing	2	CIVIL -1	VENDOR	3/25/2013
567	6007-PLN-AGE-57-52-6609-R02	Main HTF pipe support foundations in PSV areas.Sections & details VI	Drawing	2	CIVIL -1	VENDOR	3/25/2013
568	6007-PLN-AGE-57-52-6610-R02	Main HTF pipe support foundations in PSV areas.Sections & details VII	Drawing	2	CIVIL -1	VENDOR	3/25/2013
569	6007-PLN-AGE-57-52-6611-R00	Main HTF pipe support foundations in PSV areas.Sections & details VIII	Drawing	0	CIVIL -1	VENDOR	3/25/2013
570	6007-PLN-GFG-00-50-C551	Alpha Site plan	Drawing	4	CIVIL -1	VENDOR	3-24-2013
571	6007-PLN-GFG-00-50-C552	Alpha Site, Grading and Drainage Plan	Drawing	4	CIVIL -1	VENDOR	3-24-2013
572	6007-PLN-GFG-00-50-C554	Alpha Site Details 1	Drawing	5	CIVIL -1	VENDOR	3-24-2013
573	6007-PLN-GFG-00-50-C555	Alpha site, Details 2	Drawing	4	CIVIL -1	VENDOR	3-24-2013
574	6007-PLN-GFG-00-50-C556	Alpha site, Bioremediation facilities	Drawing	3	CIVIL -1	VENDOR	3-24-2013
575	6007-PLN-GFG-00-50-C604	Alpha site, Evaporation ponds, Force main	Drawing	3	CIVIL -1	VENDOR	3-24-2013
576	6007-PLN-AGE-29-55-4000	Cover Sheet	Drawing	6	CIVIL -1	VENDOR	3-24-2013
577	6007-PLN-AGE-29-55-4020	General notes	Drawing	6	CIVIL -1	VENDOR	3-24-2013
578	6007-PLN-AGE-29-55-4040	underground plan	Drawing	6	CIVIL -1	VENDOR	3-24-2013
579	6007-PLN-AGE-29-55-4060	Details	Drawing	6	CIVIL -1	VENDOR	3-24-2013
580	6007-PLN-AGE-29-55-4065	Details	Drawing	6	CIVIL -1	VENDOR	3-24-2013
581	6007-PLN-AGE-00-50-S001	General civil and Structural notes	Drawing	3	CIVIL -1	VENDOR	3-24-2013
582	6007-CAL-AGE-58-52-2400-R04	Central plant, HTF Main Sleepers-Pipes Support Foundations. Alpha plant	Calculation	4	CIVIL -1	VENDOR	3/29/2013
583	6007-LIS-AGE-58-52-2400-R03	Central plant, HTF Main Sleepers-Pipes Support Foundations. Alpha plant	List	3	CIVIL -1	VENDOR	3/29/2013
584	6007-PLN-AGE-58-52-2400-R03	Mojave solar project. Alpha plant. Central plant, Main HTF Pipes support foundations. Cover Sheet	Drawing	3	CIVIL -1	VENDOR	3/29/2013
585	6007-PLN-AGE-58-52-2401-R03	Mojave solar project. Alpha plant. Central plant, Main HTF Pipes support foundations. General Notes	Drawing	3	CIVIL -1	VENDOR	3/29/2013
586	6007-PLN-AGE-58-52-2402-R02	Mojave solar project. Alpha plant. Central plant, Main HTF Pipes support foundations. Foundations plan	Drawing	2	CIVIL -1	VENDOR	3/29/2013
587	6007-PLN-AGE-58-52-2403-R04	Mojave solar project. Alpha plant. Central plant, Main HTF Pipes support foundations. Sections and details I	Drawing	4	CIVIL -1	VENDOR	3/29/2013
588	6007-PLN-AGE-58-52-2404-R04	Mojave solar project. Alpha plant. Central plant, Main HTF Pipes support foundations. Sections and details II	Drawing	4	CIVIL -1	VENDOR	3/29/2013
589	6007-PLN-AGE-58-52-2415-R03	Mojave solar project. Alpha plant. Central plant, Main HTF Pipes support foundations. Sections and details II	Drawing	3	CIVIL -1	VENDOR	3/29/2013
590	6007-CAL-AGE-58-52-2405-R03	Central plant, HTF Main Sleepers-Pipes Supp. II. Alpha plant	Calculation	3	CIVIL -1	VENDOR	3/29/2013
591	6007-LIS-AGE-58-52-2405_R02	Central plant, HTF Main Sleepers-Pipes Supp. II. Alpha plant	List	2	CIVIL -1	VENDOR	3/29/2013
592	6007-PLN-AGE-58-52-2405-R02	Mojave solar project. Alpha plant. Central plant, Main HTF Pipes support foundations II. Cover Sheet	Drawing	2	CIVIL -1	VENDOR	3/29/2013
593	6007-PLN-AGE-58-52-2406-R03	Mojave solar project. Alpha plant. Central plant, Main HTF Pipes support foundations II. General Notes	Drawing	3	CIVIL -1	VENDOR	3/29/2013
594	6007-PLN-AGE-58-52-2407-R02	Mojave solar project. Alpha plant. Central plant, Main HTF Pipes support foundations II. Foundations plan	Drawing	2	CIVIL -1	VENDOR	3/29/2013
595	6007-PLN-AGE-58-52-2408-R03	Mojave solar project. Alpha plant. Central plant, Main HTF Pipes support foundations II. Sections and details	Drawing	3	CIVIL -1	VENDOR	3/29/2013
596	6007-CAL-AGE-58-52-2410-R03	Central plant, HTF Main Sleepers-Pipes Supp. III. Alpha plant	Calculation	3	CIVIL -1	VENDOR	3/29/2013

ABENER TEYMA MOJAVE

Compliance No.: GEN-2
Job : Mojave Solar Project
Date: 04/10/2012 Description: Civil Master Drawing List

Line No.	Sheet No.	Description	Type of Document	Revision Number	Applicable Condition of Certification	Vendor Supplied or EOR	Submittal Date
597	6007-LIS-AGE-58-52-2410-R02	Central plant, HTF Main Sleepers-Pipes Supp. III. Alpha plant	List	2	CIVIL -1	VENDOR	3/29/2013
598	6007-PLN-AGE-58-52-2410-R02	Mojave solar project. Alpha plant. Central plant, Main HTF Pipes support foundations III. Cover Sheet	Drawing	2	CIVIL -1	VENDOR	3/29/2013
599	6007-PLN-AGE-58-52-2411-R03	Mojave solar project. Alpha plant. Central plant, Main HTF Pipes support foundations III. General Notes	Drawing	3	CIVIL -1	VENDOR	3/29/2013
600	6007-PLN-AGE-58-52-2412-R02	Mojave solar project. Alpha plant. Central plant, Main HTF Pipes support foundations III. Foundations plan	Drawing	2	CIVIL -1	VENDOR	3/29/2013
601	6007-PLN-AGE-58-52-2413-R03	Mojave solar project. Alpha plant. Central plant, Main HTF Pipes support foundations III. Sections and details I	Drawing	3	CIVIL -1	VENDOR	3/29/2013
602	6007-PLN-AGE-58-52-2414-R03	Mojave solar project. Alpha plant. Central plant, Main HTF Pipes support foundations III. Sections and details II	Drawing	3	CIVIL -1	VENDOR	3/29/2013
603	6007-CAL-AGE-57-52-4950-R03	Main HTF Pipes Support Foundations in PSV areas. Alpha plant	Calculation	3	CIVIL -1	VENDOR	3/29/2013
604	6007-LIS-AGE-58-52-2401-R03.pdf	Main HTF pipes support foundations in PSV areas. Alpha Plant	List	3	CIVIL -1	VENDOR	3/29/2013
605	6007-PLN-AGE-57-52-2600-R03.pdf	Mojave solar project. Alpha plant. HTF Pipes support foundations in PSV Areas. Cover Sheet	Drawing	3	CIVIL -1	VENDOR	3/29/2013
606	6007-PLN-AGE-57-52-2601-R04.pdf	Mojave solar project. Alpha plant. HTF Pipes support foundations in PSV Areas. General Notes.	Drawing	4	CIVIL -1	VENDOR	3/29/2013
607	6007-PLN-AGE-57-52-2602-R03.pdf	Mojave solar project. Alpha plant. HTF Pipes support foundations in PSV Areas. Foundations plan & coordinates.	Drawing	3	CIVIL -1	VENDOR	3/29/2013
608	6007-PLN-AGE-57-52-2603-R04.pdf	Mojave solar project. Alpha plant. HTF Pipes support foundations in PSV Areas. Sections & details I	Drawing	4	CIVIL -1	VENDOR	3/29/2013
609	6007-PLN-AGE-57-52-2604-R04.pdf	Mojave solar project. Alpha plant. HTF Pipes support foundations in PSV Areas. Sections & details II	Drawing	4	CIVIL -1	VENDOR	3/29/2013
610	6007-PLN-AGE-57-52-2605-R04.pdf	Mojave solar project. Alpha plant. HTF Pipes support foundations in PSV Areas. Sections & details III	Drawing	4	CIVIL -1	VENDOR	3/29/2013
611	6007-PLN-AGE-58-52-2485	Cover sheet	Drawing	2	CIVIL -1	VENDOR	3/29/2013
612	6007-PLN-AGE-58-52-2486	General notes	Drawing	2	CIVIL -1	VENDOR	3/29/2013
613	6007-PLN-AGE-58-52-2487	Basin layout	Drawing	2	CIVIL -1	VENDOR	3/29/2013
614	6007-PLN-AGE-58-52-2488	Sections & staircase details	Drawing	2	CIVIL -1	VENDOR	3/29/2013
615	6007-PLN-AGE-58-52-2489	Sump and trench details	Drawing	2	CIVIL -1	VENDOR	3/29/2013
616	6007-PLN-AGE-58-52-2490	Pump A-MP-204A foundation plan, sections & details	Drawing	2	CIVIL -1	VENDOR	3/29/2013
617	6007-PLN-AGE-58-52-2491	Tank A-MV-206A foundation plan, sections & details	Drawing	2	CIVIL -1	VENDOR	3/29/2013
618	6007-PLN-AGE-58-52-2492	Pedestal details & coordinates	Drawing	2	CIVIL -1	VENDOR	3/29/2013
619	6007-CAL-AGE-58-52-2485	Overflow basin calc report	Calculation	1	CIVIL -1	VENDOR	3/29/2013
620	6007-CAL-AGE-58-52-2490	Pump report	Calculation	1	CIVIL -1	VENDOR	3/29/2013
621	6007-PLN-AGE-58-52-6485	Cover sheet	Drawing	2	CIVIL -1	VENDOR	3/29/2013
622	6007-PLN-AGE-58-52-6486	General notes	Drawing	2	CIVIL -1	VENDOR	3/29/2013
623	6007-PLN-AGE-58-52-6487	Basin layout	Drawing	2	CIVIL -1	VENDOR	3/29/2013
624	6007-PLN-AGE-58-52-6488	Sections & staircase details	Drawing	2	CIVIL -1	VENDOR	3/29/2013
625	6007-PLN-AGE-58-52-6489	Sump and trench details	Drawing	2	CIVIL -1	VENDOR	3/29/2013
626	6007-PLN-AGE-58-52-6490	Pump A-MP-204A foundation plan, sections & details	Drawing	2	CIVIL -1	VENDOR	3/29/2013
627	6007-PLN-AGE-58-52-6491	Tank A-MV-206A foundation plan, sections & details	Drawing	2	CIVIL -1	VENDOR	3/29/2013
628	6007-PLN-AGE-58-52-6492	Pedestal details & coordinates	Drawing	2	CIVIL -1	VENDOR	3/29/2013
629	6007-CAL-AGE-58-52-6485	Overflow basin calc report	Calculation	1	CIVIL -1	VENDOR	3/29/2013
630	6007-CAL-AGE-58-52-6490	Pump report	Calculation	1	CIVIL -1	VENDOR	3/29/2013
631	6007-PLN-AGE-18-52-4200	Cover sheet	Drawing	1	CIVIL -1	VENDOR	3/29/2013
632	6007-PLN-AGE-18-52-4220	General notes	Drawing	1	CIVIL -1	VENDOR	3/29/2013
633	6007-PLN-AGE-18-52-4240	Foundation drawings	Drawing	2	CIVIL -1	VENDOR	3/29/2013
634	6007-CAL-AGE-18-52-4200	Calc report	Calculation	2	CIVIL -1	VENDOR	3/29/2013
635	6007-PLN-AGE-18-52-8200	Cover sheet	Drawing	1	CIVIL -1	VENDOR	3/29/2013
636	6007-PLN-AGE-18-52-8220	General notes	Drawing	1	CIVIL -1	VENDOR	3/29/2013
637	6007-PLN-AGE-18-52-8240	Foundation drawings	Drawing	2	CIVIL -1	VENDOR	3/29/2013
638	6007-CAL-AGE-18-52-8200	Calc report	Calculation	2	CIVIL -1	VENDOR	3/29/2013
639	6007-PLN-AGE-18-52-4100	Cover sheet	Drawing	2	CIVIL -1	VENDOR	4/2/2013
640	6007-PLN-AGE-18-52-4120	General notes	Drawing	1	CIVIL -1	VENDOR	4/2/2013
641	6007-PLN-AGE-18-52-4140	Foundation drawings	Drawing	2	CIVIL -1	VENDOR	4/2/2013
642	6007-CAL-AGE-18-52-4100	Calc report	Calculation	2	CIVIL -1	VENDOR	4/2/2013
643	6007-PLN-AGE-18-52-8100	Cover sheet	Drawing	2	CIVIL -1	VENDOR	4/2/2013
644	6007-PLN-AGE-18-52-8120	General notes	Drawing	1	CIVIL -1	VENDOR	4/2/2013
645	6007-PLN-AGE-18-52-8140	Foundation drawings	Drawing	2	CIVIL -1	VENDOR	4/2/2013
646	6007-CAL-AGE-18-52-8100	Calc report	Calculation	2	CIVIL -1	VENDOR	4/2/2013
647	6007-PLN-AGE-18-52-4200	Cover sheet	Drawing	2	CIVIL -1	VENDOR	4/2/2013
648	6007-PLN-AGE-18-52-4220	General notes	Drawing	1	CIVIL -1	VENDOR	4/2/2013
649	6007-PLN-AGE-18-52-4240	Foundation drawings	Drawing	2	CIVIL -1	VENDOR	4/2/2013
650	6007-CAL-AGE-18-52-4200	Calc report	Calculation	2	CIVIL -1	VENDOR	4/2/2013
651	6007-PLN-AGE-18-52-8200	Cover sheet	Drawing	2	CIVIL -1	VENDOR	4/2/2013
652	6007-PLN-AGE-18-52-8220	General notes	Drawing	1	CIVIL -1	VENDOR	4/2/2013
653	6007-PLN-AGE-18-52-8240	Foundation drawings	Drawing	2	CIVIL -1	VENDOR	4/2/2013
654	6007-CAL-AGE-18-52-8200	Calc report	Calculation	2	CIVIL -1	VENDOR	4/2/2013
655	6007-PLN-AGE-18-52-4300	Cover sheet	Drawing	1	CIVIL -1	VENDOR	4/1/2013
656	6007-PLN-AGE-18-52-4320	General notes	Drawing	1	CIVIL -1	VENDOR	4/1/2013
657	6007-PLN-AGE-18-52-4340	Foundation drawings	Drawing	2	CIVIL -1	VENDOR	4/1/2013
658	6007-CAL-AGE-18-52-4300	Calc report	Calculation	2	CIVIL -1	VENDOR	4/1/2013
659	6007-PLN-AGE-18-52-8300	Cover sheet	Drawing	1	CIVIL -1	VENDOR	4/1/2013
660	6007-PLN-AGE-18-52-8320	General notes	Drawing	1	CIVIL -1	VENDOR	4/1/2013
661	6007-PLN-AGE-18-52-8340	Foundation drawings	Drawing	2	CIVIL -1	VENDOR	4/1/2013
662	6007-CAL-AGE-18-52-8300	Calc report	Calculation	2	CIVIL -1	VENDOR	4/1/2013
663	6007-PLN-AGE-41-52-4000	Cover sheet	Drawing	2	CIVIL -1	VENDOR	4/1/2013
664	6007-PLN-AGE-41-52-4020	General notes	Drawing	2	CIVIL -1	VENDOR	4/1/2013
665	6007-PLN-AGE-41-52-4040	Foundation drawings	Drawing	2	CIVIL -1	VENDOR	4/1/2013
666	6007-CAL-AGE-41-52-4000	Calc report	Calculation	2	CIVIL -1	VENDOR	4/1/2013
667	6007-PLN-AGE-41-52-8000	Cover sheet	Drawing	2	CIVIL -1	VENDOR	4/1/2013
668	6007-PLN-AGE-41-52-8020	General notes	Drawing	2	CIVIL -1	VENDOR	4/1/2013
669	6007-PLN-AGE-41-52-8040	Foundation drawings	Drawing	2	CIVIL -1	VENDOR	4/1/2013
670	6007-CAL-AGE-41-52-8000	Calc report	Calculation	2	CIVIL -1	VENDOR	4/1/2013
671	6007-PLN-AGE-16-52-4000	Cover sheet	Drawing	1	CIVIL -1	VENDOR	4/1/2013
672	6007-PLN-AGE-16-52-4020	General notes	Drawing	1	CIVIL -1	VENDOR	4/1/2013
673	6007-PLN-AGE-16-52-4040	Foundation drawings	Drawing	1	CIVIL -1	VENDOR	4/1/2013
674	6007-CAL-AGE-16-52-4010	Calc report	Calculation	0	CIVIL -1	VENDOR	4/1/2013
675	6007-PLN-AGE-16-52-8000	Cover sheet	Drawing	1	CIVIL -1	VENDOR	4/1/2013
676	6007-PLN-AGE-16-52-8020	General notes	Drawing	1	CIVIL -1	VENDOR	4/1/2013
677	6007-PLN-AGE-16-52-8040	Foundation drawings	Drawing	1	CIVIL -1	VENDOR	4/1/2013
678	6007-CAL-AGE-16-52-8010	Calc report	Calculation	0	CIVIL -1	VENDOR	4/1/2013
679	6007-PLN-AGE-40-52-4100-R02	Cover sheet	Drawing	2	CIVIL -1	VENDOR	4/1/2013
680	6007-PLN-AGE-40-52-4120-R02	General notes	Drawing	2	CIVIL -1	VENDOR	4/1/2013
681	6007-PLN-AGE-40-52-4140-R02	Arrangment plan view	Drawing	2	CIVIL -1	VENDOR	4/1/2013
682	6007-PLN-AGE-40-52-4141-R02	Mat bottom reinforcement	Drawing	2	CIVIL -1	VENDOR	4/1/2013
683	6007-PLN-AGE-40-52-4142-R02	Mat top reinforcement	Drawing	2	CIVIL -1	VENDOR	4/1/2013
684	6007-PLN-AGE-40-52-4143-R00	Extra top reinforcement	Drawing	0	CIVIL -1	VENDOR	4/1/2013
685	6007-PLN-AGE-40-52-4144-R00	Extra bottom reinforcement	Drawing	0	CIVIL -1	VENDOR	4/1/2013
686	6007-PLN-AGE-40-52-4145-R00	Mat reinforcement details	Drawing	0	CIVIL -1	VENDOR	4/1/2013
687	6007-PLN-AGE-40-52-4150-R00	Drainage	Drawing	0	CIVIL -1	VENDOR	4/1/2013
688	6007-PLN-AGE-40-52-4160-R00	Pier and rack support anchor layout	Drawing	0	CIVIL -1	VENDOR	4/1/2013
689	6007-PLN-AGE-40-52-4161-R00	Pier and rack support anchor details	Drawing	0	CIVIL -1	VENDOR	4/1/2013
690	6007-PLN-AGE-40-52-4162-R00	Anchor bolts. Assemblies and details	Drawing	0	CIVIL -1	VENDOR	4/1/2013
691	6007-PLN-AGE-40-52-4163-R00	Skid and bench support layout	Drawing	0	CIVIL -1	VENDOR	4/1/2013
692	6007-PLN-AGE-40-52-4164-R00	Skid support details	Drawing	0	CIVIL -1	VENDOR	4/1/2013
693	6007-PLN-AGE-40-52-4173-R00	Skid support layout	Drawing	0	CIVIL -1	VENDOR	4/1/2013
694	6007-CAL-AGE-40-52-4000-R00	WTP foundation calc report	Calculation	2	CIVIL -1	VENDOR	4/1/2013
695	6007-PLN-AGE-40-52-8100-R02	Cover sheet	Drawing	2	CIVIL -1	VENDOR	4/1/2013
696	6007-PLN-AGE-40-52-8120-R02	General notes	Drawing	2	CIVIL -1	VENDOR	4/1/2013
697	6007-PLN-AGE-40-52-8140-R02	Arrangment plan view	Drawing	2	CIVIL -1	VENDOR	4/1/2013
698	6007-PLN-AGE-40-52-8141-R02	Mat bottom reinforcement	Drawing	2	CIVIL -1	VENDOR	4/1/2013
699	6007-PLN-AGE-40-52-8142-R02	Mat top reinforcement	Drawing	2	CIVIL -1	VENDOR	4/1/2013
700	6007-PLN-AGE-40-52-8143-R00	Extra top reinforcement	Drawing	0	CIVIL -1	VENDOR	4/1/2013
701	6007-PLN-AGE-40-52-8144-R00	Extra bottom reinforcement	Drawing	0	CIVIL -1	VENDOR	4/1/2013
702	6007-PLN-AGE-40-52-8145-R00	Mat reinforcement details	Drawing	0	CIVIL -1	VENDOR	4/1/2013
703	6007-PLN-AGE-40-52-8150-R00	Drainage	Drawing	0	CIVIL -1	VENDOR	4/1/2013
704	6007-PLN-AGE-40-52-8160-R00	Pier and rack support anchor layout	Drawing	0	CIVIL -1	VENDOR	4/1/2013
705	6007-PLN-AGE-40-52-8161-R00	Pier and rack support anchor details	Drawing	0	CIVIL -1	VENDOR	4/1/2013
706	6007-PLN-AGE-40-52-8162-R00	Anchor bolts. Assemblies and details	Drawing	0	CIVIL -1	VENDOR	4/1/2013

ABENER TEYMA MOJAVE

Compliance No.: GEN-2
Job : Mojave Solar Project
Date: 04/10/2012 Description: Civil Master Drawing List

Line No.	Sheet No.	Description	Type of Document	Revision Number	Applicable Condition of Certification	Vendor Supplied or EOR	Submittal Date
707	6007-PLN-AGE-40-52-8163-R00	Skid and bench support layout	Drawing	0	CIVIL -1	VENDOR	4/1/2013
708	6007-PLN-AGE-40-52-8164-R00	Skid support details	Drawing	0	CIVIL -1	VENDOR	4/1/2013
709	6007-PLN-AGE-40-52-8173-R00	Skid support layout	Drawing	0	CIVIL -1	VENDOR	4/1/2013
710	6007-CAL-AGE-40-52-8000-R00	WTP foundation calc report	Calculation	2	CIVIL -1	VENDOR	4/1/2013
711	6007-PLN-AGE-16-52-4000	Cover sheet	Drawing	1	CIVIL -1	VENDOR	4/2/2013
712	6007-PLN-AGE-16-52-4040	Foundation drawings	Drawing	1	CIVIL -1	VENDOR	4/2/2013
713	6007-PLN-AGE-16-52-8000	Cover sheet	Drawing	1	CIVIL -1	VENDOR	4/2/2013
714	6007-PLN-AGE-16-52-8040	Foundation drawings	Drawing	1	CIVIL -1	VENDOR	4/2/2013
715	6007-PLN-AGE-18-52-4300	Cover sheet	Drawing	2	CIVIL -1	VENDOR	4/2/2013
716	6007-PLN-AGE-18-52-4340	Foundation drawings	Drawing	2	CIVIL -1	VENDOR	4/2/2013
717	6007-PLN-AGE-18-52-8300	Cover sheet	Drawing	2	CIVIL -1	VENDOR	4/2/2013
718	6007-PLN-AGE-18-52-8340	Foundation drawings	Drawing	2	CIVIL -1	VENDOR	
719	6007-PLN-GFG-50-C400	Cover Sheet	Drawing	0	CIVIL -1	VENDOR	4/2/2013
720	6007-PLN-GFG-50-C401	General Notes, Legend and Abbreviations	Drawing	0	CIVIL -1	VENDOR	4/2/2013
721	6007-PLN-GFG-50-C402	Grading and Drainage Plan 1	Drawing	0	CIVIL -1	VENDOR	4/2/2013
722	6007-PLN-GFG-50-C403	Grading and Drainage Plan 2	Drawing	0	CIVIL -1	VENDOR	4/2/2013
723	6007-PLN-GFG-50-C404	Details	Drawing	0	CIVIL -1	VENDOR	4/2/2013
724	6007-PLN-GFG-50-C405	Site Sections	Drawing	0	CIVIL -1	VENDOR	4/2/2013
725	6007-PLN-GFG-50-C406	Water Pollution Control Plan 1	Drawing	0	CIVIL -1	VENDOR	4/2/2013
726	6007-PLN-GFG-50-C407	Water Pollution Control Plan 2	Drawing	0	CIVIL -1	VENDOR	4/2/2013
727	Eng Temp Trailers G&D Memo	Eng Temp Trailers G&D Memo	Drawing	0	CIVIL -1	VENDOR	4/2/2013
728	6007-PLN-GFG-00-50-C735	Alpha West Laydown Area	Drawing	4	CIVIL -1	VENDOR	4/2/2013
729	6007-PLN-GFG-00-50-C736	Beta Island Temporary Facilities	Drawing	8	CIVIL -1	VENDOR	4/2/2013
730	6007-PLN-GFG-00-50-C738	Medical Trailer Location Plan	Drawing	0	CIVIL -1	VENDOR	4/2/2013
731	6007-CAL-AGE-57-52-2310-R05	Calculation report for vertical loops steel frame foundations North East, Alpha Plant	Calculation	5	CIVIL -1	VENDOR	4/5/2013
732	6007-CAL-AGE-57-52-2320-R03	Calculation report for vertical loops steel frame foundations North East, Alpha Plant	Calculation	3	CIVIL -1	VENDOR	4/5/2013
733	6007-CAL-AGE-57-52-2330-R02	Calculation report for vertical loops steel frame foundations North West, Alpha Plant	Calculation	2	CIVIL -1	VENDOR	4/5/2013
734	6007-CAL-AGE-57-52-2340-R02	Calculation report for vertical loops steel frame foundations West, Alpha Plant	Calculation	2	CIVIL -1	VENDOR	4/5/2013
735	6007-CAL-AGE-57-52-6320-R03	Calculation report for vertical loops steel frame foundations West, Beta Plant	Calculation	3	CIVIL -1	VENDOR	4/5/2013
736	6007-CAL-AGE-57-52-6330_R03	Calculation report for vertical loops steel frame foundations North, Beta Plant	Calculation	3	CIVIL -1	VENDOR	4/5/2013
737	6007-CAL-AGE-57-52-6340-R03	Calculation report for vertical loops steel frame foundations Far West, Beta Plant	Calculation	3	CIVIL -1	VENDOR	4/5/2013
738	6007-CAL-AGE-58-52-3600-R02	Calculation report for vertical loops steel frame foundations Central Plant, Alpha Plant	Calculation	2	CIVIL -1	VENDOR	4/5/2013
739	6007-CAL-AGE-58-52-6410-R02	Calculation report for vertical loops steel frame foundations Central Plant North, Beta Plant	Calculation	2	CIVIL -1	VENDOR	4/5/2013
740	6007-PLN-AGE-57-52-2310-R04	Cover sheet for vertical loops steel frame foundations North East, Alpha Plant	Drawing	4	CIVIL -1	VENDOR	4/5/2013
741	6007-PLN-AGE-57-52-2311-R04	General notes for vertical loops steel frame foundations North East, Alpha Plant	Drawing	4	CIVIL -1	VENDOR	4/5/2013
742	6007-PLN-AGE-57-52-2312-R05	ANEF01.Plan and details for vertical loops steel frame foundations North East, Alpha Plant	Drawing	5	CIVIL -1	VENDOR	4/5/2013
743	6007-PLN-AGE-57-52-2320-R02	Cover sheet for vertical loops steel frame foundations North East, Alpha Plant	Drawing	2	CIVIL -1	VENDOR	4/5/2013
744	6007-PLN-AGE-57-52-2321-R03	General notes for vertical loops steel frame foundations North East, Alpha Plant	Drawing	3	CIVIL -1	VENDOR	4/5/2013
745	6007-PLN-AGE-57-52-2322-R04	AEF01.Plan and sections for vertical loops steel frame foundations North East, Alpha Plant	Drawing	4	CIVIL -1	VENDOR	4/5/2013
746	6007-PLN-AGE-57-52-2323-R04	AEF02.Plan and sections for vertical loops steel frame foundations North East, Alpha Plant	Drawing	4	CIVIL -1	VENDOR	4/5/2013
747	6007-PLN-AGE-57-52-2330-R03	Cover sheet for vertical loops steel frame foundations North West, Alpha Plant	Drawing	3	CIVIL -1	VENDOR	4/5/2013
748	6007-PLN-AGE-57-52-2331-R03	General notes for vertical loops steel frame foundations North West, Alpha Plant	Drawing	3	CIVIL -1	VENDOR	4/5/2013
749	6007-PLN-AGE-57-52-2332-R03	ANW01.Plan and sections for vertical loops steel frame foundations North West, Alpha Plant	Drawing	3	CIVIL -1	VENDOR	4/5/2013
750	6007-PLN-AGE-57-52-2333-R03	ANW02.Plan and sections for vertical loops steel frame foundations North West, Alpha Plant	Drawing	3	CIVIL -1	VENDOR	4/5/2013
751	6007-PLN-AGE-57-52-2334-R03	ANW02.Details for vertical loops steel frame foundations North West, Alpha Plant	Drawing	3	CIVIL -1	VENDOR	4/5/2013
752	6007-PLN-AGE-57-52-2335-R03	ANW03.Plan and details for vertical loops steel frame foundations North West, Alpha Plant	Drawing	3	CIVIL -1	VENDOR	4/5/2013
753	6007-PLN-AGE-57-52-2340-R02	Covert sheet for vertical loops steel frame foundations West, Alpha Plant	Drawing	2	CIVIL -1	VENDOR	4/5/2013
754	6007-PLN-AGE-57-52-2341-R02	General notes for vertical loops steel frame foundations West, Alpha Plant	Drawing	2	CIVIL -1	VENDOR	4/5/2013
755	6007-PLN-AGE-57-52-2342-R02	AWF01. Plan and details for vertical loops steel frame foundations West, Alpha Plant	Drawing	2	CIVIL -1	VENDOR	4/5/2013
756	6007-PLN-AGE-57-52-2343-R02	AWF02. Plan and details for vertical loops steel frame foundations West, Alpha Plant	Drawing	2	CIVIL -1	VENDOR	4/5/2013
757	6007-PLN-AGE-57-52-6350-R03	Cover sheet for vertical loops steel frame foundations West, Beta Plant	Drawing	3	CIVIL -1	VENDOR	4/5/2013
758	6007-PLN-AGE-57-52-6351-R03	General notes for vertical loops steel frame foundations West, Beta Plant	Drawing	3	CIVIL -1	VENDOR	4/5/2013
759	6007-PLN-AGE-57-52-6352-R04	BWF01. Plan and details for vertical loops steel frame foundations West, Beta Plant	Drawing	4	CIVIL -1	VENDOR	4/5/2013
760	6007-PLN-AGE-57-52-6370-R03	Cover sheet for vertical loops steel frame foundations North, Beta Plant	Drawing	3	CIVIL -1	VENDOR	4/5/2013
761	6007-PLN-AGE-57-52-6371-R03	General notes for vertical loops steel frame foundations North, Beta Plant	Drawing	3	CIVIL -1	VENDOR	4/5/2013
762	6007-PLN-AGE-57-52-6372-R03	BNF01. Plan and details for vertical loops steel frame foundations North, Beta Plant	Drawing	3	CIVIL -1	VENDOR	4/5/2013
763	6007-PLN-AGE-57-52-6373-R03	BNF02. Plan and details for vertical loops steel frame foundations North, Beta Plant	Drawing	3	CIVIL -1	VENDOR	4/5/2013
764	6007-PLN-AGE-57-52-6390-R02	Cover sheet for vertical loops steel frame foundations Far West, Beta Plant	Drawing	2	CIVIL -1	VENDOR	4/5/2013
765	6007-PLN-AGE-57-52-6391-R03	General notes for vertical loops steel frame foundations Far West, Beta Plant	Drawing	3	CIVIL -1	VENDOR	4/5/2013
766	6007-PLN-AGE-57-52-6392-R03	BFWF01. Plan and details for vertical loops steel frame foundations Far West, Beta Plant	Drawing	3	CIVIL -1	VENDOR	4/5/2013
767	6007-PLN-AGE-57-52-6393-R03	BFWF02. Plan and details for vertical loops steel frame foundations Far West, Beta Plant	Drawing	3	CIVIL -1	VENDOR	4/5/2013
768	6007-PLN-AGE-58-52-3600-R02	Cover sheet for vertical loops steel frame foundations Central Plant, Alpha Plant	Drawing	2	CIVIL -1	VENDOR	4/5/2013
769	6007-PLN-AGE-58-52-3601-R02	General notes for vertical loops steel frame foundations Central Plant, Alpha Plant	Drawing	2	CIVIL -1	VENDOR	4/5/2013
770	6007-PLN-AGE-58-52-3602-R02	Foundations for vertical loops steel frame foundations Central Plant, Alpha Plant	Drawing	2	CIVIL -1	VENDOR	4/5/2013
771	6007-PLN-AGE-58-52-6410-R02	Cover sheet for vertical loops steel frame foundations Central Plant North, Beta Plant	Drawing	2	CIVIL -1	VENDOR	4/5/2013
772	6007-PLN-AGE-58-52-6411-R02	General notes for vertical loops steel frame foundations Central Plant North, Beta Plant	Drawing	2	CIVIL -1	VENDOR	4/5/2013
773	6007-PLN-AGE-58-52-6412-R02	Foundations I. Plan and details for vertical loops steel frame foundations Central Plant North, Beta Plant	Drawing	2	CIVIL -1	VENDOR	4/5/2013
774	6007-PLN-AGE-58-52-6413-R01	Foundations II. Plan and details for vertical loops steel frame foundations Central Plant North, Beta Plant	Drawing	1	CIVIL -1	VENDOR	4/5/2013
775	6007-CAL-AGE-50-00-2001_R00	Calcuation Report	Calculation	4	CIVIL -1	VENDOR	4/5/2013
776	Plan Check Reply CIVIL-1-23.01		Drawing	4	CIVIL -1	VENDOR	4/5/2013
777	6007-PLN-AGE-29-55-2000	Cover Sheet	Drawing	4	CIVIL -1	VENDOR	4/5/2013
778	6007-PLN-AGE-29-55-2001	General Notes	Drawing	4	CIVIL -1	VENDOR	4/5/2013
779	6007-PLN-AGE-29-55-2002	Plain View	Drawing	4	CIVIL -1	VENDOR	4/5/2013
780	6007-PLN-AGE-29-55-2003	Sections	Drawing	4	CIVIL -1	VENDOR	4/5/2013
781	6007-PLN-AGE-29-55-2004	Details I	Drawing	4	CIVIL -1	VENDOR	4/5/2013
782	6007-PLN-AGE-29-55-2005	Details II	Drawing	2	CIVIL -1	VENDOR	4/5/2013
783	6007-PLN-AGE-29-55-2006	Details III	Drawing	2	CIVIL -1	VENDOR	4/5/2013
784	6007-PLN-AGE-29-55-2007	Details IV	Drawing	2	CIVIL -1	VENDOR	4/5/2013
785	6007-PLN-AGE-29-55-2008	Details V	Drawing	2	CIVIL -1	VENDOR	4/5/2013
786	6007-PLN-AGE-29-55-2009	Details VI	Drawing	2	CIVIL -1	VENDOR	4/5/2013
787	6007-PLN-AGE-29-55-2010	Details VII	Drawing	2	CIVIL -1	VENDOR	4/5/2013
788	6007-PLN-AGE-29-55-2011	Details VIII	Drawing	4	CIVIL -1	VENDOR	4/5/2013
789	6007-PLN-AGE-29-55-2012	Details IX	Drawing	2	CIVIL -1	VENDOR	4/5/2013
790	6007-PLN-AGE-29-55-2013	Details X	Drawing	2	CIVIL -1	VENDOR	4/5/2013
791	6007-PLN-AGE-29-55-2014	Details XI	Drawing	2	CIVIL -1	VENDOR	4/5/2013
792	6007-PLN-AGE-29-55-2015	Details XII	Drawing	2	CIVIL -1	VENDOR	4/5/2013
793	6007-PLN-AGE-29-55-2016	Details XIII	Drawing	2	CIVIL -1	VENDOR	4/5/2013
794	6007-PLN-AGE-00-50-S001	General civil and structural notes	Drawing	2	CIVIL -1	VENDOR	4/5/2013
795	CIVIL-1-25.00X1 Revision List	Revision list	List	n/a	CIVIL -1	VENDOR	4/5/2013
796	6007-PLN-AGE-29-55-4000-R08	Cover sheet	Drawing	8	CIVIL -1	VENDOR	4/5/2013
797	6007-PLN-AGE-29-55-4020_R06	General notes	Drawing	6	CIVIL -1	VENDOR	4/5/2013
798	6007-PLN-AGE-29-55-4040-R08	Underground Plan	Drawing	8	CIVIL -1	VENDOR	4/5/2013
799	6007-PLN-AGE-29-55-4060-R08	Details	Drawing	8	CIVIL -1	VENDOR	4/5/2013
800	6007-PLN-AGE-29-55-4065-R02	Details	Drawing	2	CIVIL -1	VENDOR	4/5/2013
801	6007-PLN-AGE-00-50-S001-R03	GENERAL CIVIL STRUCTURAL NOTES	Drawing	3	CIVIL -1	VENDOR	4/5/2013
802	6007-PLN-AGE-29-55-3999_R00	Cover sheet	Drawing	0	CIVIL -1	VENDOR	4/5/2013
803	6007-PLN-AGE-29-55-4001_R00	General notes	Drawing	0	CIVIL -1	VENDOR	4/5/2013
804	6007-PLN-AGE-29-55-4002_R00	Underground plan	Drawing	0	CIVIL -1	VENDOR	4/5/2013
805	6007-PLN-AGE-29-55-4003_R00	Detail	Drawing	0	CIVIL -1	VENDOR	4/5/2013
806	6007-PLN-AGE-29-55-7999_R00	Cover sheet	Drawing	0	CIVIL -1	VENDOR	4/5/2013
807	6007-PLN-AGE-29-55-8001_R00	General notes	Drawing	0	CIVIL -1	VENDOR	4/5/2013
808	6007-PLN-AGE-29-55-8002_R00	Underground plan	Drawing	0	CIVIL -1	VENDOR	4/5/2013
809	6007-PLN-AGE-29-55-8003_R00	Detail	Drawing	0	CIVIL -1	VENDOR	4/5/2013
810	6007-PLN-GFG-00-50-C554_-_SIGNED	BIOREMEDIATION ALPHA DETAILS	Drawing	5	CIVIL -1	VENDOR	4/5/2013
811	6007-PLN-GFG-00-50-C561_-_SIGNED	BIOREMEDIATION BETA DETAILS	Drawing	2	CIVIL -1	VENDOR	4/5/2013
812	RFI#6 4 inch HDPE DR17	RFI RESPONSE	Drawing	n/a	CIVIL -1	VENDOR	4/5/2013
813	6007-TMT-SUP-83-50-006	Neutron Probe Plan	Drawing	n/a	CIVIL -1	VENDOR	4/5/2013
814	6007-TMT-SUP-83-50-007	4" HDPE DR 17 Recommendation for Neutron Probe Pipe	Drawing	n/a	CIVIL -1	VENDOR	4/5/2013
815	RFI#7 Sand gradation table.	RFI RESPONSE	Drawing	n/a	CIVIL -1	VENDOR	4/5/2013
816	6007-PLN-AGE-57-52-6900-R08	Cover sheet	Drawing	8	CIVIL -1	VENDOR	4/15/2013

ABENER TEYMA MOJAVE

Compliance No.: GEN-2
Job : Mojave Solar Project
Date: 04/10/2012 Description: Civil Master Drawing List

Line No.	Sheet No.	Description	Type of Document	Revision Number	Applicable Condition of Certification	Vendor Supplied or EOR	Submittal Date
817	6007-PLN-AGE-57-52-6901-R07	General notes	Drawing	7	CIVIL -1	VENDOR	4/15/2013
818	6007-PLN-AGE-57-52-6902-R08	Elevation, Plan, and Sections for Columns 1 to 5	Drawing	8	CIVIL -1	VENDOR	4/15/2013
819	6007-PLN-AGE-57-52-6903-R07	Plan, Sections, and Details for Columns 2, 3, and 4	Drawing	7	CIVIL -1	VENDOR	4/15/2013
820	6007-PLN-AGE-57-52-6904-R07	Plan, Sections, and Details for Columns 1 and 5	Drawing	7	CIVIL -1	VENDOR	4/15/2013
821	6007-PLN-AGE-57-52-6905-R08	Plan, Sections, and Details for Columns C11-C20	Drawing	8	CIVIL -1	VENDOR	4/15/2013
822	6007-CAL-AGE-57-52-6277-R06	CALCULATIONS	Calculation	6	CIVIL -1	VENDOR	4/15/2013
823	6007-PLN-AGE-29-55-2000-R05	Cover sheet	Drawing	5	CIVIL -1	VENDOR	4/18/2013
824	6007-PLN-AGE-29-55-2001sheet1-2-R05	General Notes Sheet - Concrete	Drawing	5	CIVIL -1	VENDOR	4/18/2013
825	6007-PLN-AGE-29-55-2001sheet1-2-R05	General Notes Sheet - Steel	Drawing	5	CIVIL -1	VENDOR	4/18/2013
826	6007-PLN-AGE-29-55-2002-R04	Plan View	Drawing	4	CIVIL -1	VENDOR	4/18/2013
827	6007-PLN-AGE-29-55-2003-R04	Sections	Drawing	4	CIVIL -1	VENDOR	4/18/2013
828	6007-PLN-AGE-29-55-2004-R04	Details I	Drawing	4	CIVIL -1	VENDOR	4/18/2013
829	6007-PLN-AGE-29-55-2005-R04	Details II	Drawing	4	CIVIL -1	VENDOR	4/18/2013
830	6007-PLN-AGE-29-55-2006-R04	Details III	Drawing	4	CIVIL -1	VENDOR	4/18/2013
831	6007-PLN-AGE-29-55-2007-R02	Details IV	Drawing	2	CIVIL -1	VENDOR	4/18/2013
832	6007-PLN-AGE-29-55-2008-R02	Details V	Drawing	2	CIVIL -1	VENDOR	4/18/2013
833	6007-PLN-AGE-29-55-2009-R02	Details VI	Drawing	2	CIVIL -1	VENDOR	4/18/2013
834	6007-PLN-AGE-29-55-2010-R02	Details VII	Drawing	2	CIVIL -1	VENDOR	4/18/2013
835	6007-PLN-AGE-29-55-2011-R02	Details VIII	Drawing	2	CIVIL -1	VENDOR	4/18/2013
836	6007-PLN-AGE-29-55-2012-R04	Details IX	Drawing	4	CIVIL -1	VENDOR	4/18/2013
837	6007-PLN-AGE-29-55-2013-R02	Details X	Drawing	2	CIVIL -1	VENDOR	4/18/2013
838	6007-PLN-AGE-29-55-2014-R03	Details XI	Drawing	3	CIVIL -1	VENDOR	4/18/2013
839	6007-PLN-AGE-29-55-2015-R03	Details XII	Drawing	3	CIVIL -1	VENDOR	4/18/2013
840	6007-PLN-AGE-29-55-2016-R03	Details XIII	Drawing	3	CIVIL -1	VENDOR	4/18/2013
841	6007-CAL-AGE50-00-2001-R01	Calculation Report	Calculation	1	CIVIL -1	VENDOR	4/18/2013
842	6007-CAL-AGE-57-52-2310-R05	Calculation report for vertical loops steel frame foundations North East, Alpha Plant	Calculation	5	CIVIL -1	VENDOR	4/22/2013
843	6007-CAL-AGE-57-52-2320-R03	Calculation report for vertical loops steel frame foundations North East, Alpha Plant	Calculation	3	CIVIL -1	VENDOR	4/22/2013
844	6007-CAL-AGE-57-52-2330-R02	Calculation report for vertical loops steel frame foundations North West, Alpha Plant	Calculation	2	CIVIL -1	VENDOR	4/22/2013
845	6007-CAL-AGE-57-52-2340-R02	Calculation report for vertical loops steel frame foundations West, Alpha Plant	Calculation	2	CIVIL -1	VENDOR	4/22/2013
846	6007-CAL-AGE-57-52-6320-R03	Calculation report for vertical loops steel frame foundations West, Beta Plant	Calculation	3	CIVIL -1	VENDOR	4/22/2013
847	6007-CAL-AGE-57-52-6330_R03	Calculation report for vertical loops steel frame foundations North, Beta Plant	Calculation	3	CIVIL -1	VENDOR	4/22/2013
848	6007-CAL-AGE-57-52-6340-R03	Calculation report for vertical loops steel frame foundations Far West, Beta Plant	Calculation	3	CIVIL -1	VENDOR	4/22/2013
849	6007-CAL-AGE-58-52-3600-R02	Calculation report for vertical loops steel frame foundations Central Plant, Alpha Plant	Calculation	2	CIVIL -1	VENDOR	4/22/2013
850	6007-CAL-AGE-58-52-6410-R02	Calculation report for vertical loops steel frame foundations Central Plant North, Beta Plant	Calculation	2	CIVIL -1	VENDOR	4/22/2013
851	6007-PLN-AGE-57-52-2310-R04	Cover sheet for vertical loops steel frame foundations North East, Alpha Plant	Drawing	4	CIVIL -1	VENDOR	4/22/2013
852	6007-PLN-AGE-57-52-2311-R04	General notes for vertical loops steel frame foundations North East, Alpha Plant	Drawing	4	CIVIL -1	VENDOR	4/22/2013
853	6007-PLN-AGE-57-52-2312-R05	ANEF01.Plan and details for vertical loops steel frame foundations North East, Alpha Plant	Drawing	5	CIVIL -1	VENDOR	4/22/2013
854	6007-PLN-AGE-57-52-2320-R02	Cover sheet for vertical loops steel frame foundations North East, Alpha Plant	Drawing	2	CIVIL -1	VENDOR	4/22/2013
855	6007-PLN-AGE-57-52-2321-R03	General notes for vertical loops steel frame foundations North East, Alpha Plant	Drawing	3	CIVIL -1	VENDOR	4/22/2013
856	6007-PLN-AGE-57-52-2322-R04	AEF01.Plan and sections for vertical loops steel frame foundations North East, Alpha Plant	Drawing	4	CIVIL -1	VENDOR	4/22/2013
857	6007-PLN-AGE-57-52-2323-R04	AEF02.Plan and sections for vertical loops steel frame foundations North East, Alpha Plant	Drawing	4	CIVIL -1	VENDOR	4/22/2013
858	6007-PLN-AGE-57-52-2330-R03	Cover sheet for vertical loops steel frame foundations North West, Alpha Plant	Drawing	3	CIVIL -1	VENDOR	4/22/2013
859	6007-PLN-AGE-57-52-2331-R03	General notes for vertical loops steel frame foundations North West, Alpha Plant	Drawing	3	CIVIL -1	VENDOR	4/22/2013
860	6007-PLN-AGE-57-52-2332-R03	ANW01.Plan and sections for vertical loops steel frame foundations North West, Alpha Plant	Drawing	3	CIVIL -1	VENDOR	4/22/2013
861	6007-PLN-AGE-57-52-2333-R03	ANW02.Plan and sections for vertical loops steel frame foundations North West, Alpha Plant	Drawing	3	CIVIL -1	VENDOR	4/22/2013
862	6007-PLN-AGE-57-52-2334-R03	ANW02.Details for vertical loops steel frame foundations North West, Alpha Plant	Drawing	3	CIVIL -1	VENDOR	4/22/2013
863	6007-PLN-AGE-57-52-2335-R03	ANW03.Plan and details for vertical loops steel frame foundations North West, Alpha Plant	Drawing	3	CIVIL -1	VENDOR	4/22/2013
864	6007-PLN-AGE-57-52-2340-R02	Covert sheet for vertical loops steel frame foundations West, Alpha Plant	Drawing	2	CIVIL -1	VENDOR	4/22/2013
865	6007-PLN-AGE-57-52-2341-R02	General notes for vertical loops steel frame foundations West, Alpha Plant	Drawing	2	CIVIL -1	VENDOR	4/22/2013
866	6007-PLN-AGE-57-52-2342-R02	AWF01. Plan and details for vertical loops steel frame foundations West, Alpha Plant	Drawing	2	CIVIL -1	VENDOR	4/22/2013
867	6007-PLN-AGE-57-52-2343-R02	AWF02. Plan and details for vertical loops steel frame foundations West, Alpha Plant	Drawing	2	CIVIL -1	VENDOR	4/22/2013
868	6007-PLN-AGE-57-52-6350-R03	Cover sheet for vertical loops steel frame foundations West, Beta Plant	Drawing	3	CIVIL -1	VENDOR	4/22/2013
869	6007-PLN-AGE-57-52-6351-R03	General notes for vertical loops steel frame foundations West, Beta Plant	Drawing	3	CIVIL -1	VENDOR	4/22/2013
870	6007-PLN-AGE-57-52-6352-R04	BWF01. Plan and details for vertical loops steel frame foundations West, Beta Plant	Drawing	4	CIVIL -1	VENDOR	4/22/2013
871	6007-PLN-AGE-57-52-6370-R03	Cover sheet for vertical loops steel frame foundations North, Beta Plant	Drawing	3	CIVIL -1	VENDOR	4/22/2013
872	6007-PLN-AGE-57-52-6371-R03	General notes for vertical loops steel frame foundations North, Beta Plant	Drawing	3	CIVIL -1	VENDOR	4/22/2013
873	6007-PLN-AGE-57-52-6372-R03	BNF01. Plan and details for vertical loops steel frame foundations North, Beta Plant	Drawing	3	CIVIL -1	VENDOR	4/22/2013
874	6007-PLN-AGE-57-52-6373-R03	BNF02. Plan and details for vertical loops steel frame foundations North, Beta Plant	Drawing	3	CIVIL -1	VENDOR	4/22/2013
875	6007-PLN-AGE-57-52-6390-R02	Cover sheet for vertical loops steel frame foundations Far West, Beta Plant	Drawing	2	CIVIL -1	VENDOR	4/22/2013
876	6007-PLN-AGE-57-52-6391-R03	Cover sheet for vertical loops steel frame foundations Central Plant North, Beta Plant	Drawing	3	CIVIL -1	VENDOR	4/22/2013
877	6007-PLN-AGE-57-52-6392-R03	General notes for vertical loops steel frame foundations Central Plant North, Beta Plant	Drawing	3	CIVIL -1	VENDOR	4/22/2013
878	6007-PLN-AGE-57-52-6393-R03	Foundations I. Plan and details for vertical loops steel frame foundations Central Plant North, Beta Plant	Drawing	3	CIVIL -1	VENDOR	4/22/2013
879	6007-PLN-AGE-58-52-3600-R02	Foundations II. Plan and details for vertical loops steel frame foundations Central Plant North, Beta Plant	Drawing	2	CIVIL -1	VENDOR	4/22/2013
880	6007-PLN-AGE-58-52-3601-R02	General notes for vertical loops steel frame foundations Far West, Beta Plant	Drawing	2	CIVIL -1	VENDOR	4/22/2013
881	6007-PLN-AGE-58-52-3602-R02	BFWF01. Plan and details for vertical loops steel frame foundations Far West, Beta Plant	Drawing	2	CIVIL -1	VENDOR	4/22/2013
882	6007-PLN-AGE-58-52-6410-R02	BFWF02. Plan and details for vertical loops steel frame foundations Far West, Beta Plant	Drawing	2	CIVIL -1	VENDOR	4/22/2013
883	6007-PLN-AGE-58-52-6411-R02	Cover sheet for vertical loops steel frame foundations Central Plant, Alpha Plant	Drawing	2	CIVIL -1	VENDOR	4/22/2013
884	6007-PLN-AGE-58-52-6412-R02	General notes for vertical loops steel frame foundations Central Plant, Alpha Plant	Drawing	2	CIVIL -1	VENDOR	4/22/2013
885	6007-PLN-AGE-58-52-6413-R01	Foundations for vertical loops steel frame foundations Central Plant, Alpha Plant	Drawing	1	CIVIL -1	VENDOR	4/22/2013
886	6007-PLN-AGE-74-54-2020	Cover sheet	Drawing	1	CIVIL -1	VENDOR	5/3/2013
887	6007-PLN-AGE-74-54-2021	General notes	Drawing	2	CIVIL -1	VENDOR	5/3/2013
888	6007-PLN-AGE-74-54-2022	Plan, section & details	Drawing	2	CIVIL -1	VENDOR	5/3/2013
889	6007-PLN-AGE-74-54-2023	Plan, section & details	Drawing	2	CIVIL -1	VENDOR	5/3/2013
890	6007-CAL-AGE-74-54-2020	Calculation report	Calculation	1	CIVIL -1	VENDOR	5/3/2013
891	6007-PLN-AGE-74-54-6020	Cover sheet	Drawing	1	CIVIL -1	VENDOR	5/3/2013
892	6007-PLN-AGE-74-54-6021	General notes	Drawing	1	CIVIL -1	VENDOR	5/3/2013
893	6007-PLN-AGE-74-54-6022	Plan, section & details	Drawing	1	CIVIL -1	VENDOR	5/3/2013
894	6007-PLN-AGE-74-54-6023	Plan, section & details	Drawing	1	CIVIL -1	VENDOR	5/3/2013
895	6007-CAL-AGE-74-54-6020	Calculation report	Calculation	1	CIVIL -1	VENDOR	5/3/2013
896	6007-PLN-AGE-58-54-3500-R01	Cover sheet	Drawing	1	CIVIL -1	VENDOR	5/3/2013
897	6007-PLN-AGE-58-54-3501-R02	General notes	Drawing	1	CIVIL -1	VENDOR	5/3/2013
898	6007-PLN-AGE-58-54-3502-R02	Plan view	Drawing	1	CIVIL -1	VENDOR	5/3/2013
899	6007-PLN-AGE-58-54-3503-R02	Sections & Details	Drawing	1	CIVIL -1	VENDOR	5/3/2013
900	6007-CAL-AGE-58-54-3500-R02	Calculation report	Calculation	1	CIVIL -1	VENDOR	5/3/2013
901	6007-PLN-AGE-58-54-7500-R01	Cover sheet	Drawing	1	CIVIL -1	VENDOR	5/3/2013
902	6007-PLN-AGE-58-54-7501-R02	General notes	Drawing	1	CIVIL -1	VENDOR	5/3/2013
903	6007-PLN-AGE-58-54-7502-R02	Plan view	Drawing	1	CIVIL -1	VENDOR	5/3/2013
904	6007-PLN-AGE-58-54-7503-R02	Sections & Details	Drawing	1	CIVIL -1	VENDOR	5/3/2013
905	6007-CAL-AGE-58-54-7500-R02	Calculation report	Calculation	1	CIVIL -1	VENDOR	5/3/2013
906	6007-PLN-AGE-58-52-3500-R01	Cover sheet	Drawing	1	CIVIL -1	VENDOR	5/3/2013
907	6007-PLN-AGE-58-52-3501-R02	General notes	Drawing	1	CIVIL -1	VENDOR	5/3/2013
908	6007-PLN-AGE-58-52-3502-R02	Plan view & Details	Drawing	1	CIVIL -1	VENDOR	5/3/2013
909	6007-CAL-AGE-58-52-3500-R02	Calculation report	Calculation	1	CIVIL -1	VENDOR	5/3/2013
910	6007-PLN-AGE-58-52-7500-R01	Cover sheet	Drawing	1	CIVIL -1	VENDOR	5/3/2013
911	6007-PLN-AGE-58-52-7501-R02	General notes	Drawing	1	CIVIL -1	VENDOR	5/3/2013
912	6007-PLN-AGE-58-52-7502-R02	Plan view & Details	Drawing	1	CIVIL -1	VENDOR	5/3/2013
913	6007-CAL-AGE-58-52-7500-R02	Calculation report	Calculation	1	CIVIL -1	VENDOR	5/3/2013
914	6007-PLN-AGE-58-54-3550-R02	Cover sheet	Drawing	2	CIVIL -1	VENDOR	4/30/2013
915	6007-PLN-AGE-58-54-3551-R03	General notes	Drawing	3	CIVIL -1	VENDOR	4/30/2013
916	6007-PLN-AGE-58-54-3552-R03	Plan view & Details	Drawing	3	CIVIL -1	VENDOR	4/30/2013
917	6007-CAL-AGE-58-54-3550-R02	Calculation report	Calculation	2	CIVIL -1	VENDOR	4/30/2013
918	6007-PLN-AGE-58-54-7550-R02	Cover sheet	Drawing	2	CIVIL -1	VENDOR	4/30/2013
919	6007-PLN-AGE-58-54-7551-R03	General notes	Drawing	3	CIVIL -1	VENDOR	4/30/2013
920	6007-PLN-AGE-58-54-7552-R03	Plan view & Details	Drawing	3	CIVIL -1	VENDOR	4/30/2013
921	6007-CAL-AGE-58-54-7550-R02	Calculation report	Calculation	2	CIVIL -1	VENDOR	4/30/2013
922	6007-PLN-AGE-74-52-2500-R01	Cover sheet	Drawing	1	CIVIL -1	VENDOR	4/29/2013
923	6007-PLN-AGE-74-52-2501-R01	General notes	Drawing	1	CIVIL -1	VENDOR	4/29/2013
924	6007-PLN-AGE-74-52-2502-R01	Plan, section & details	Drawing	1	CIVIL -1	VENDOR	4/29/2013
925	6007-CAL-AGE-74-52-2500-R01	Calculation report	Calculation	1	CIVIL -1	VENDOR	4/29/2013
926	6007-PLN-AGE-74-52-6500-R01	Cover sheet	Drawing	1	CIVIL -1	VENDOR	4/29/2013

ABENER TEYMA MOJAVE

Compliance No.: GEN-2
Job : Mojave Solar Project
Date: 04/10/2012 Description: Civil Master Drawing List

Line No.	Sheet No.	Description	Type of Document	Revision Number	Applicable Condition of Certification	Vendor Supplied or EOR	Submittal Date
927	6007-PLN-AGE-74-52-6501-R01	General notes	Drawing	1	CIVIL -1	VENDOR	4/29/2013
928	6007-PLN-AGE-74-52-6502-R01	Plan, section & details	Drawing	1	CIVIL -1	VENDOR	4/29/2013
929	6007-CAL-AGE-74-52-6500-R01	Calculation report	Calculation	1	CIVIL -1	VENDOR	4/29/2013
930	6007-PLN-AGE-74-52-2020	Cover sheet	Drawing	0	CIVIL -1	VENDOR	4/29/2013
931	6007-PLN-AGE-74-52-2021	General notes	Drawing	0	CIVIL -1	VENDOR	4/29/2013
932	6007-PLN-AGE-74-52-2022	Plan, section & details	Drawing	1	CIVIL -1	VENDOR	4/29/2013
933	6007-CAL-AGE-74-52-2020	Calculation report	Calculation	1	CIVIL -1	VENDOR	4/29/2013
934	6007-PLN-AGE-74-52-6020	Cover sheet	Drawing	0	CIVIL -1	VENDOR	4/29/2013
935	6007-PLN-AGE-74-52-6021	General notes	Drawing	0	CIVIL -1	VENDOR	4/29/2013
936	6007-PLN-AGE-74-52-6022	Plan, section & details	Drawing	1	CIVIL -1	VENDOR	4/29/2013
937	6007-CAL-AGE-74-52-6020	Calculation report	Calculation	1	CIVIL -1	VENDOR	4/29/2013
938	6007-PLN-AGE-40-52-4100-R04	Cover sheet	Drawing	4	CIVIL -1	VENDOR	4/29/2013
939	6007-PLN-AGE-40-52-4120-R03	General notes	Drawing	3	CIVIL -1	VENDOR	4/29/2013
940	6007-PLN-AGE-40-52-4140-R04	Arrangement plan view	Drawing	4	CIVIL -1	VENDOR	4/29/2013
941	6007-PLN-AGE-40-52-4141-R04	Mat bottom reinforcement	Drawing	4	CIVIL -1	VENDOR	4/29/2013
942	6007-PLN-AGE-40-52-4142-R04	Mat top reinforcement	Drawing	4	CIVIL -1	VENDOR	4/29/2013
943	6007-PLN-AGE-40-52-4143-R02	Extra top reinforcement	Drawing	2	CIVIL -1	VENDOR	4/29/2013
944	6007-PLN-AGE-40-52-4144-R02	Extra bottom reinforcement	Drawing	2	CIVIL -1	VENDOR	4/29/2013
945	6007-PLN-AGE-40-52-4145-R02	Mat reinforcement details	Drawing	2	CIVIL -1	VENDOR	4/29/2013
946	6007-PLN-AGE-40-52-4150-R02	Drainage	Drawing	2	CIVIL -1	VENDOR	4/29/2013
947	6007-PLN-AGE-40-52-4160-R02	Pier and rack support anchor layout	Drawing	2	CIVIL -1	VENDOR	4/29/2013
948	6007-PLN-AGE-40-52-4161-R02	Pier and rack support anchor details	Drawing	2	CIVIL -1	VENDOR	4/29/2013
949	6007-PLN-AGE-40-52-4162-R02	Anchor bolts. Assemblies and details	Drawing	2	CIVIL -1	VENDOR	4/29/2013
950	6007-PLN-AGE-40-52-4163-R02	Skid and bench support layout	Drawing	2	CIVIL -1	VENDOR	4/29/2013
951	6007-PLN-AGE-40-52-4164-R02	Skid support details	Drawing	2	CIVIL -1	VENDOR	4/29/2013
952	6007-PLN-AGE-40-52-4173-R02	Skid support layout	Drawing	2	CIVIL -1	VENDOR	4/29/2013
953	6007-CAL-AGE-40-52-4000-R03	WTP foundation calc report	Calculation	3	CIVIL -1	VENDOR	4/29/2013
954	6007-PLN-AGE-40-52-8100-R04	Cover sheet	Drawing	4	CIVIL -1	VENDOR	4/29/2013
955	6007-PLN-AGE-40-52-8120-R03	General notes	Drawing	3	CIVIL -1	VENDOR	4/29/2013
956	6007-PLN-AGE-40-52-8140-R04	Arrangement plan view	Drawing	4	CIVIL -1	VENDOR	4/29/2013
957	6007-PLN-AGE-40-52-8141-R04	Mat bottom reinforcement	Drawing	4	CIVIL -1	VENDOR	4/29/2013
958	6007-PLN-AGE-40-52-8142-R04	Mat top reinforcement	Drawing	4	CIVIL -1	VENDOR	4/29/2013
959	6007-PLN-AGE-40-52-8143-R02	Extra top reinforcement	Drawing	2	CIVIL -1	VENDOR	4/29/2013
960	6007-PLN-AGE-40-52-8144-R02	Extra bottom reinforcement	Drawing	2	CIVIL -1	VENDOR	4/29/2013
961	6007-PLN-AGE-40-52-8145-R02	Mat reinforcement details	Drawing	2	CIVIL -1	VENDOR	4/29/2013
962	6007-PLN-AGE-40-52-8150-R02	Drainage	Drawing	2	CIVIL -1	VENDOR	4/29/2013
963	6007-PLN-AGE-40-52-8160-R02	Pier and rack support anchor layout	Drawing	2	CIVIL -1	VENDOR	4/29/2013
964	6007-PLN-AGE-40-52-8161-R02	Pier and rack support anchor details	Drawing	2	CIVIL -1	VENDOR	4/29/2013
965	6007-PLN-AGE-40-52-8162-R02	Anchor bolts. Assemblies and details	Drawing	2	CIVIL -1	VENDOR	4/29/2013
966	6007-PLN-AGE-40-52-8163-R02	Skid and bench support layout	Drawing	2	CIVIL -1	VENDOR	4/29/2013
967	6007-PLN-AGE-40-52-8164-R02	Skid support details	Drawing	2	CIVIL -1	VENDOR	4/29/2013
968	6007-PLN-AGE-40-52-8173-R02	Skid support layout	Drawing	2	CIVIL -1	VENDOR	4/29/2013
969	6007-CAL-AGE-40-52-8000-R03	WTP foundation calc report	Calculation	3	CIVIL -1	VENDOR	4/29/2013
970	ANCHORBOLT(318-08)_Rack	Anchor bolt Calculation Spreadsheet for WTP Rack	Drawing	0	CIVIL -1	VENDOR	4/29/2013
971	ANCHORBOLT(318-08)_Type_1.1	Anchor bolt Calculation Spreadsheet for Type 1.1 Pedestal	Drawing	0	CIVIL -1	VENDOR	4/29/2013
972	ANCHORBOLT(318-08)_Type_1.2	Anchor bolt Calculation Spreadsheet for Type 1.2 Pedestal	Drawing	0	CIVIL -1	VENDOR	4/29/2013
973	ANCHORBOLT(318-08)_Type_2.0	Anchor bolt Calculation Spreadsheet for Type 2.0 Pedestal	Drawing	0	CIVIL -1	VENDOR	4/29/2013
974	FORCES	Reactions & Moment Spreadsheet	Drawing	0	CIVIL -1	VENDOR	4/29/2013
975	6007-CAL-LEF-12-54-0003-R5	Skids Structural Calculations	Calculation	5	CIVIL -1	VENDOR	4/29/2013
976	6007-CAL-LEF-12-54-0004-R4	Rack StructuralCalculations	Calculation	4	CIVIL -1	VENDOR	4/29/2013
977	6007-PLN-AGE-67-33-5403	Water Treatment Grounding System - Alpha	Drawing	0	CIVIL -1	VENDOR	4/29/2013
978	6007-PLN-AGE-67-33-9803	Water Treatment Grounding System - Beta	Drawing	0	CIVIL -1	VENDOR	4/29/2013
979	6007-PLN-LEF-12-03-0011	WTP Plant Layout (Preliminary)	Drawing	5	CIVIL -1	VENDOR	4/29/2013
980	ANCHORBOLT ADDENDUM	Anchorbolt Calculations	Drawing	0	CIVIL -1	VENDOR	4/29/2013
981	Content Guide	Skid Structure Calculation Content Guide	Drawing	5	CIVIL -1	VENDOR	4/29/2013
982	6007-PLN-AGE-16-51-4000-R03	Cover sheet	Drawing	3	CIVIL -1	VENDOR	4/29/2013
983	6007-PLN-AGE-16-50-4000-R02	General notes	Drawing	2	CIVIL -1	VENDOR	4/29/2013
984	6007-PLN-AGE-16-54-4000-R04	Foundation drawings	Drawing	4	CIVIL -1	VENDOR	4/29/2013
985	6007-CAL-AGE-16-54-4000-R01	Calc report	Calculation	1	CIVIL -1	VENDOR	4/29/2013
986	6007-PLN-AGE-16-51-8000-R03	Cover sheet	Drawing	3	CIVIL -1	VENDOR	4/29/2013
987	6007-PLN-AGE-16-50-8000-R02	General notes	Drawing	2	CIVIL -1	VENDOR	4/29/2013
988	6007-PLN-AGE-16-54-8000-R04	Foundation drawings	Drawing	4	CIVIL -1	VENDOR	4/29/2013
989	6007-CAL-AGE-16-54-8000-R01	Calc report	Calculation	1	CIVIL -1	VENDOR	4/29/2013
990	6007-PLN-AGE-41-54-4000-R02	Cover sheet	Drawing	2	CIVIL -1	VENDOR	4/29/2013
991	6007-PLN-AGE-41-54-4020-R02	General notes	Drawing	2	CIVIL -1	VENDOR	4/29/2013
992	6007-PLN-AGE-41-54-4040-R04	Foundation drawings	Drawing	4	CIVIL -1	VENDOR	4/29/2013
993	6007-CAL-AGE-41-54-4000-R02	Calc report	Calculation	2	CIVIL -1	VENDOR	4/29/2013
994	6007-PLN-AGE-41-54-8000-R02	Cover sheet	Drawing	2	CIVIL -1	VENDOR	4/29/2013
995	6007-PLN-AGE-41-54-8020-R02	General notes	Drawing	2	CIVIL -1	VENDOR	4/29/2013
996	6007-PLN-AGE-41-54-8040-R04	Foundation drawings	Drawing	4	CIVIL -1	VENDOR	4/29/2013
997	6007-CAL-AGE-41-54-8000-R02	Calc report	Calculation	2	CIVIL -1	VENDOR	4/29/2013
998	6007-PLN-AGE-29-55-2014	Alpha Plant, Drainage purge & Oil Systems Details XI	Alpha Plant, Drain	3	CIVIL -1	VENDOR	5/1/2013
999	6007-PLN-AGE-29-55-2015	Alpha Plant, Drainage purge & Oil Systems Details XII	Drawing	3	CIVIL -1	VENDOR	5/1/2013
1000	6007-PLN-AGE-29-55-6014	Beta Plant, Drainage purge & Oil Systems Details XI	Drawing	2	CIVIL -1	VENDOR	5/1/2013
1001	6007-PLN-AGE-29-55-6015	Beta Plant, Drainage purge & Oil Systems Details XII	Drawing	2	CIVIL -1	VENDOR	5/1/2013
1002	6007-PLN-AGE-35-52-4000	Cover sheet	Drawing	3	CIVIL -1	VENDOR	5/10/2013
1003	6007-PLN-AGE-35-52-4020	General notes	Drawing	4	CIVIL -1	VENDOR	5/10/2013
1004	6007-PLN-AGE-35-52-4040	Foundation Plans, Elevation, & Details	Drawing	5	CIVIL -1	VENDOR	5/10/2013
1005	6007-CAL-AGE-35-52-4000	Calculation Report	Calculation	4	CIVIL -1	VENDOR	5/10/2013
1006	6007-PLN-AGE-35-52-8000	Cover sheet	Drawing	3	CIVIL -1	VENDOR	5/10/2013
1007	6007-PLN-AGE-35-52-8020	General notes	Drawing	4	CIVIL -1	VENDOR	5/10/2013
1008	6007-PLN-AGE-35-52-8040	Foundation Plans, Elevation, & Details	Drawing	5	CIVIL -1	VENDOR	5/10/2013
1009	6007-CAL-AGE-35-52-8000	Calculation Report	Calculation	4	CIVIL -1	VENDOR	5/10/2013
1010	6007-PLN-AGE-58-52-2470	Cover sheet	Drawing	6	CIVIL -1	VENDOR	5/15/2013
1011	6007-PLN-AGE-58-52-2471	General notes	Drawing	4	CIVIL -1	VENDOR	5/15/2013
1012	6007-PLN-AGE-58-52-2472	Plan Layout	Drawing	6	CIVIL -1	VENDOR	5/15/2013
1013	6007-PLN-AGE-58-52-2474	Detail 2	Drawing	6	CIVIL -1	VENDOR	5/15/2013
1014	6007-PLN-AGE-58-52-2475	Electrical heater A-MX-208 foundation	Drawing	4	CIVIL -1	VENDOR	5/15/2013
1015	6007-PLN-AGE-58-52-2476	Coordinates	Drawing	3	CIVIL -1	VENDOR	5/15/2013
1016	6007-CAL-AGE-58-52-2470	Calculation report	Calculation	4	CIVIL -1	VENDOR	5/15/2013
1017	6007-PLN-AGE-58-52-6470	Cover sheet	Drawing	6	CIVIL -1	VENDOR	5/15/2013
1018	6007-PLN-AGE-58-52-6471	General notes	Drawing	4	CIVIL -1	VENDOR	5/15/2013
1019	6007-PLN-AGE-58-52-6472	Plan Layout	Drawing	6	CIVIL -1	VENDOR	5/15/2013
1020	6007-PLN-AGE-58-52-6474	Detail 2	Drawing	6	CIVIL -1	VENDOR	5/15/2013
1021	6007-PLN-AGE-58-52-6475	Electrical heater B-MX-208 foundation	Drawing	4	CIVIL -1	VENDOR	5/15/2013
1022	6007-PLN-AGE-58-52-6476	Coordinates	Drawing	3	CIVIL -1	VENDOR	5/15/2013
1023	6007-CAL-AGE-58-52-6470	Calculation report	Calculation	4	CIVIL -1	VENDOR	5/15/2013
1024	6007-PLN-AGE-25-52-4000	Cover sheet	Drawing	0	CIVIL -1	VENDOR	5-16-2013
1025	6007-PLN-AGE-40-52-4020	General notes	Drawing	0	CIVIL -1	VENDOR	5-16-2013
1026	6007-PLN-AGE-67-52-4440	Foundation Plans, Elevation, & Details	Drawing	2	CIVIL -1	VENDOR	5-16-2013
1027	6007-CAL-AGE-25-52-4010	Calculation Report	Calculation	2	CIVIL -1	VENDOR	5-16-2013
1028	6007-PLN-AGE-25-52-8000	Cover sheet	Drawing	0	CIVIL -1	VENDOR	5-16-2013
1029	6007-PLN-AGE-40-52-8020	General notes	Drawing	0	CIVIL -1	VENDOR	5-16-2013
1030	6007-PLN-AGE-67-52-8440	Foundation Plans, Elevation, & Details	Drawing	2	CIVIL -1	VENDOR	5-16-2013
1031	6007-CAL-AGE-25-52-8010	Calculation Report	Calculation	2	CIVIL -1	VENDOR	5-16-2013
1032	6007-PLN-AGE-40-52-4500	Cover sheet	Drawing	2	CIVIL -1	VENDOR	5-16-2013
1033	6007-PLN-AGE-40-52-4520	General notes	Drawing	3	CIVIL -1	VENDOR	5-16-2013
1034	6007-PLN-AGE-40-52-4540	Foundation Plans, Elevation, & Details	Drawing	3	CIVIL -1	VENDOR	5-16-2013
1035	6007-CAL-AGE-40-52-4500	Calculation Report	Calculation	1	CIVIL -1	VENDOR	5-16-2013
1036	6007-PLN-AGE-40-52-8500	Cover sheet	Drawing	2	CIVIL -1	VENDOR	5-16-2013

ABENER TEYMA MOJAVE

Compliance No.: GEN-2
Job : Mojave Solar Project
Date: 04/10/2012 Description: Civil Master Drawing List

Line No.	Sheet No.	Description	Type of Document	Revision Number	Applicable Condition of Certification	Vendor Supplied or EOR	Submittal Date
1037	6007-PLN-AGE-40-52-8520	General notes	Drawing	3	CIVIL -1	VENDOR	5-16-2013
1038	6007-PLN-AGE-40-52-8540	Foundation Plans, Elevation, & Details	Drawing	3	CIVIL -1	VENDOR	5-16-2013
1039	6007-CAL-AGE-40-52-8500	Calculation Report	Calculation	1	CIVIL -1	VENDOR	5-16-2013
1040	6007-PLN-AGE-67-52-4500	Cover sheet	Drawing	1	CIVIL -1	VENDOR	5/17/2013
1041	6007-PLN-AGE-67-52-4520	General notes	Drawing	1	CIVIL -1	VENDOR	5/17/2013
1042	6007-PLN-AGE-67-52-4540	Foundation Plans, Elevation, & Details	Drawing	3	CIVIL -1	VENDOR	5/17/2013
1043	6007-CAL-AGE-67-52-4500	Calculation Report	Calculation	2	CIVIL -1	VENDOR	5/17/2013
1044	6007-PLN-AGE-67-52-8500	Cover sheet	Drawing	1	CIVIL -1	VENDOR	5/17/2013
1045	6007-PLN-AGE-67-52-8520	General notes	Drawing	1	CIVIL -1	VENDOR	5/17/2013
1046	6007-PLN-AGE-67-52-8540	Foundation Plans, Elevation, & Details	Drawing	3	CIVIL -1	VENDOR	5/17/2013
1047	6007-CAL-AGE-67-52-8500	Calculation Report	Calculation	2	CIVIL -1	VENDOR	5/17/2013
1048	6007-PLN-AGE-57-52-6310	Cover sheet	Drawing	3	CIVIL -1	VENDOR	5/22/2013
1049	6007-PLN-AGE-57-52-6311	General notes	Drawing	3	CIVIL -1	VENDOR	5/22/2013
1050	6007-PLN-AGE-57-52-6312	BSF01. Plan and details	Drawing	4	CIVIL -1	VENDOR	5/22/2013
1051	6007-PLN-AGE-57-52-6313	BSF02. Plan and details	Drawing	3	CIVIL -1	VENDOR	5/22/2013
1052	6007-PLN-AGE-57-52-6314	BSF03. Plan and details	Drawing	3	CIVIL -1	VENDOR	5/22/2013
1053	6007-CAL-AGE-57-52-6310	Calculation report	Calculation	3	CIVIL -1	VENDOR	5/22/2013
1054	6007-PLN-AGE-12-51-4001	Cover sheet	Drawing	4	CIVIL -1	VENDOR	5/22/2013
1055	6007-PLN-AGE-12-50-4001	General notes	Drawing	4	CIVIL -1	VENDOR	5/22/2013
1056	6007-PLN-AGE-12-57-4001	Architectural definitions - Floor plan	Drawing	4	CIVIL -1	VENDOR	5/22/2013
1057	6007-PLN-AGE-12-57-4002	Architectural definitions - Roof and utility support plans	Drawing	4	CIVIL -1	VENDOR	5/22/2013
1058	6007-PLN-AGE-12-57-4003	Architectural definitions - Exterior elevations-sheet 1	Drawing	4	CIVIL -1	VENDOR	5/22/2013
1059	6007-PLN-AGE-12-57-4004	Architectural definitions - Exterior elevations-sheet 2	Drawing	4	CIVIL -1	VENDOR	5/22/2013
1060	6007-PLN-AGE-12-57-4005	Architectural definitions - Building sections	Drawing	4	CIVIL -1	VENDOR	5/22/2013
1061	6007-PLN-AGE-12-57-4006	Architectural definitions - Schedules&details	Drawing	4	CIVIL -1	VENDOR	5/22/2013
1062	6007-PLN-AGE-12-57-4007	Architectural definitions - Details	Drawing	3	CIVIL -1	VENDOR	5/22/2013
1063	6007-PLN-AGE-12-57-4008	Architectural definitions - Dimensions plan view.	Drawing	0	CIVIL -1	VENDOR	5/22/2013
1064	6007-PLN-AGE-12-57-4009	Architectural definitions - Equipment definition and location.	Drawing	0	CIVIL -1	VENDOR	5/22/2013
1065	6007-PLN-AGE-12-51-8001	Cover sheet	Drawing	4	CIVIL -1	VENDOR	5/22/2013
1066	6007-PLN-AGE-12-50-8001	General notes	Drawing	4	CIVIL -1	VENDOR	5/22/2013
1067	6007-PLN-AGE-12-57-8001	Architectural definitions - Floor plan	Drawing	4	CIVIL -1	VENDOR	5/22/2013
1068	6007-PLN-AGE-12-57-8002	Architectural definitions - Roof and utility support plans	Drawing	4	CIVIL -1	VENDOR	5/22/2013
1069	6007-PLN-AGE-12-57-8003	Architectural definitions - Exterior elevations-sheet 1	Drawing	4	CIVIL -1	VENDOR	5/22/2013
1070	6007-PLN-AGE-12-57-8004	Architectural definitions - Exterior elevations-sheet 2	Drawing	4	CIVIL -1	VENDOR	5/22/2013
1071	6007-PLN-AGE-12-57-8005	Architectural definitions - Building sections	Drawing	4	CIVIL -1	VENDOR	5/22/2013
1072	6007-PLN-AGE-12-57-8006	Architectural definitions - Schedules&details	Drawing	4	CIVIL -1	VENDOR	5/22/2013
1073	6007-PLN-AGE-12-57-8007	Architectural definitions - Details	Drawing	3	CIVIL -1	VENDOR	5/22/2013
1074	6007-PLN-AGE-12-57-8008	Architectural definitions - Dimensions plan view.	Drawing	0	CIVIL -1	VENDOR	5/22/2013
1075	6007-PLN-AGE-12-57-8009	Architectural definitions - Equipment definition and location.	Drawing	0	CIVIL -1	VENDOR	5/22/2013
1076	6007-PLN-AGE-58-52-3550	Cover sheet	Drawing	3	CIVIL -1	VENDOR	5/23/2013
1077	6007-PLN-AGE-58-52-3552	Plan view & Details	Drawing	5	CIVIL -1	VENDOR	5/23/2013
1078	6007-CAL-AGE-58-52-3550	Calculation report	Calculation	4	CIVIL -1	VENDOR	5/23/2013
1079	6007-PLN-AGE-58-52-7550	Cover sheet	Drawing	3	CIVIL -1	VENDOR	5/23/2013
1080	6007-PLN-AGE-58-52-7552	Plan view & Details	Drawing	5	CIVIL -1	VENDOR	5/23/2013
1081	6007-CAL-AGE-58-52-7550	Calculation report	Calculation	4	CIVIL -1	VENDOR	5/23/2013
1082	6007-PLN-AGE-58-54-3552	Plan view & Details	Drawing	4	CIVIL -1	VENDOR	5/23/2013
1083	6007-CAL-AGE-58-54-3550	Calculation report	Calculation	3	CIVIL -1	VENDOR	5/23/2013
1084	6007-PLN-AGE-58-54-7552	Plan view & Details	Drawing	4	CIVIL -1	VENDOR	5/23/2013
1085	6007-CAL-AGE-58-54-7550	Calculation report	Calculation	3	CIVIL -1	VENDOR	5/23/2013
1086	6007-PLN-AGE-12-52-4500	Cover sheet	Drawing	2	CIVIL -1	VENDOR	5/24/2013
1087	6007-PLN-AGE-12-52-4520	General notes	Drawing	2	CIVIL -1	VENDOR	5/24/2013
1088	6007-PLN-AGE-12-52-4540	Plan	Drawing	3	CIVIL -1	VENDOR	5/24/2013
1089	6007-PLN-AGE-12-52-4560	MP-409 Pump foundation Details	Drawing	3	CIVIL -1	VENDOR	5/24/2013
1090	6007-PLN-AGE-12-52-4561	MP-444 Pump foundation Details	Drawing	3	CIVIL -1	VENDOR	5/24/2013
1091	6007-PLN-AGE-12-52-4562	MP-409 Pump foundation Details	Drawing	3	CIVIL -1	VENDOR	5/24/2013
1092	6007-CAL-AGE-12-52-4500	Calculation Report	Calculation	2	CIVIL -1	VENDOR	5/24/2013
1093	6007-PLN-AGE-12-52-8500	Cover sheet	Drawing	2	CIVIL -1	VENDOR	5/24/2013
1094	6007-PLN-AGE-12-52-8520	General notes	Drawing	2	CIVIL -1	VENDOR	5/24/2013
1095	6007-PLN-AGE-12-52-8540	Plan	Drawing	3	CIVIL -1	VENDOR	5/24/2013
1096	6007-PLN-AGE-12-52-8560	MP-409 Pump foundation Details	Drawing	3	CIVIL -1	VENDOR	5/24/2013
1097	6007-PLN-AGE-12-52-8561	MP-444 Pump foundation Details	Drawing	3	CIVIL -1	VENDOR	5/24/2013
1098	6007-PLN-AGE-12-52-8562	MP-409 Pump foundation Details	Drawing	3	CIVIL -1	VENDOR	5/24/2013
1099	6007-CAL-AGE-12-52-8500	Calculation Report	Calculation	2	CIVIL -1	VENDOR	5/24/2013
1100	6007-PLN-AGE-50-00-S003	Handrails, stairways and grating details	Drawing	2	CIVIL -1	VENDOR	5/24/2013
1101	6007-CAL-AGE-50-00-S003	Calculation report	Calculation	0	CIVIL -1	VENDOR	5/24/2013
1102	6007-PLN-AGE-25-52-4000	Cover sheet	Drawing	1	CIVIL -1	VENDOR	5/28/2013
1103	6007-PLN-AGE-40-52-4020	General note s	Drawing	1	CIVIL -1	VENDOR	5/28/2013
1104	6007-PLN-AGE-67-52-4440	Foundation Plan s, Elevation, & Detail s	Drawing	3	CIVIL -1	VENDOR	5/28/2013
1105	6007-CAL-AGE-25-52-4010	Calculation Report	Calculation	3	CIVIL -1	VENDOR	5/28/2013
1106	6007-PLN-AGE-25-52-8000	Cover sheet	Drawing	1	CIVIL -1	VENDOR	5/28/2013
1107	6007-PLN-AGE-40-52-8020	General note s	Drawing	1	CIVIL -1	VENDOR	5/28/2013
1108	6007-PLN-AGE-67-52-8440	Foundation Plan s, Elevation, & Detail s	Drawing	3	CIVIL -1	VENDOR	5/28/2013
1109	6007-CAL-AGE-25-52-8010	Calculation Report	Calculation	3	CIVIL -1	VENDOR	5/28/2013
1110	6007-PLN-AGE-58-52-2476	Coordinates	Drawing	4	CIVIL -1	VENDOR	5/29/2013
1111	6007-PLN-AGE-58-52-6476	Coordinates	Drawing	4	CIVIL -1	VENDOR	5/29/2013
1112	6007-PLN-AGE-29-55-2002	Plan View	Drawing	5	CIVIL -1	VENDOR	6/4/2013
1113	6007-PLN-AGE-29-55-2013	Detail X	Drawing	3	CIVIL -1	VENDOR	6/4/2013
1114	6007-PLN-AGE-29-55-2014	Detail XI	Drawing	4	CIVIL -1	VENDOR	6/4/2013
1115	6007-PLN-AGE-29-55-2015	Detail XII	Drawing	4	CIVIL -1	VENDOR	6/4/2013
1116	6007-PLN-AGE-29-55-6002	Plan View	Drawing	5	CIVIL -1	VENDOR	6/4/2013
1117	6007-PLN-AGE-29-55-6014	Detail XI	Drawing	4	CIVIL -1	VENDOR	6/4/2013
1118	6007-PLN-AGE-29-55-6015	Detail XII	Drawing	4	CIVIL -1	VENDOR	6/4/2013
1119	6007-PLN-AGE-67-52-4540 Rev4	Field Alpha MP-405 Cooling tower tempering pumps foundation. Plans, elevations & details	Drawing	4	CIVIL -1	VENDOR	6/4/2013
1120	6007-PLN-AGE-67-52-8540 Rev4	Field Beta MP-405 Cooling tower tempering pumps foundation. Plans, elevations & details	Drawing	4	CIVIL -1	VENDOR	6/4/2013
1121	6007-PLN-AGE-58-54-2325	Cover sheet	Drawing	2	CIVIL -1	VENDOR	6/5/2013
1122	6007-PLN-AGE-58-54-2326	General notes	Drawing	2	CIVIL -1	VENDOR	6/5/2013
1123	6007-PLN-AGE-58-54-2327	Platform 1. Structure steel, frames	Drawing	2	CIVIL -1	VENDOR	6/5/2013
1124	6007-PLN-AGE-58-54-2328	Platform 1. Structure steel, frames	Drawing	2	CIVIL -1	VENDOR	6/5/2013
1125	6007-PLN-AGE-58-54-2329	Platform 2. Structure steel, frames	Drawing	2	CIVIL -1	VENDOR	6/5/2013
1126	6007-PLN-AGE-58-54-2330	Platform 2. Structure steel, frames	Drawing	2	CIVIL -1	VENDOR	6/5/2013
1127	6007-PLN-AGE-58-54-2331	Platform 3. Structure steel, frames	Drawing	2	CIVIL -1	VENDOR	6/5/2013
1128	6007-PLN-AGE-58-54-2332	Platform 3. Structure steel, frames	Drawing	2	CIVIL -1	VENDOR	6/5/2013
1129	6007-PLN-AGE-58-54-2333	Platform 4. Structure steel, frames	Drawing	2	CIVIL -1	VENDOR	6/5/2013
1130	6007-PLN-AGE-58-54-2334	Platform 4. Structure steel, frames	Drawing	2	CIVIL -1	VENDOR	6/5/2013
1131	6007-PLN-AGE-58-54-2335	Platform 5. Structure steel, frames	Drawing	2	CIVIL -1	VENDOR	6/5/2013
1132	6007-PLN-AGE-58-54-2336	Platform 5. Structure steel, frames	Drawing	2	CIVIL -1	VENDOR	6/5/2013
1133	6007-CAL-AGE-58-54-2325	Calculation Report	Calculation	1	CIVIL -1	VENDOR	6/5/2013
1134	6007-PLN-AGE-58-54-6325	Cover sheet	Drawing	2	CIVIL -1	VENDOR	6/5/2013
1135	6007-PLN-AGE-58-54-6326	General notes	Drawing	2	CIVIL -1	VENDOR	6/5/2013
1136	6007-PLN-AGE-58-54-6327	Platform 1. Structure steel, frames	Drawing	2	CIVIL -1	VENDOR	6/5/2013
1137	6007-PLN-AGE-58-54-6328	Platform 1. Structure steel, frames	Drawing	2	CIVIL -1	VENDOR	6/5/2013
1138	6007-PLN-AGE-58-54-6329	Platform 2. Structure steel, frames	Drawing	2	CIVIL -1	VENDOR	6/5/2013
1139	6007-PLN-AGE-58-54-6330	Platform 2. Structure steel, frames	Drawing	2	CIVIL -1	VENDOR	6/5/2013
1140	6007-PLN-AGE-58-54-6331	Platform 3. Structure steel, frames	Drawing	2	CIVIL -1	VENDOR	6/5/2013
1141	6007-PLN-AGE-58-54-6332	Platform 3. Structure steel, frames	Drawing	2	CIVIL -1	VENDOR	6/5/2013
1142	6007-PLN-AGE-58-54-6333	Platform 4. Structure steel, frames	Drawing	2	CIVIL -1	VENDOR	6/5/2013
1143	6007-PLN-AGE-58-54-6334	Platform 4. Structure steel, frames	Drawing	2	CIVIL -1	VENDOR	6/5/2013
1144	6007-PLN-AGE-58-54-6335	Platform 5. Structure steel, frames	Drawing	2	CIVIL -1	VENDOR	6/5/2013
1145	6007-PLN-AGE-58-54-6336	Platform 5. Structure steel, frames	Drawing	2	CIVIL -1	VENDOR	6/5/2013
1146	6007-CAL-AGE-58-54-6325	Calculation Report	Calculation	1	CIVIL -1	VENDOR	6/5/2013

ABENER TEYMA MOJAVE

Compliance No.: GEN-2
Job : Mojave Solar Project
Date: 04/10/2012 Description: Civil Master Drawing List

Line No.	Sheet No.	Description	Type of Document	Revision Number	Applicable Condition of Certification	Vendor Supplied or EOR	Submittal Date
1147	6007-PLN-AGE-40-52-4100	Cover Sheet	Drawing	5	CIVIL -1	VENDOR	6/6/2013
1148	6007-PLN-AGE-40-52-4140	Foundation Plan	Drawing	5	CIVIL -1	VENDOR	6/6/2013
1149	6007-PLN-AGE-40-52-4141	Mat Bottom	Drawing	5	CIVIL -1	VENDOR	6/6/2013
1150	6007-PLN-AGE-40-52-4142	Mat Top	Drawing	5	CIVIL -1	VENDOR	6/6/2013
1151	6007-PLN-AGE-40-52-4143	Extra Top	Drawing	3	CIVIL -1	VENDOR	6/6/2013
1152	6007-PLN-AGE-40-52-4144	Extra Bottom	Drawing	3	CIVIL -1	VENDOR	6/6/2013
1153	6007-PLN-AGE-40-52-4145	Mat Reinforcement details	Drawing	3	CIVIL -1	VENDOR	6/6/2013
1154	6007-PLN-AGE-40-52-4150	Drainage	Drawing	3	CIVIL -1	VENDOR	6/6/2013
1155	6007-PLN-AGE-40-52-4160	Pier and Rack anchor layout	Drawing	3	CIVIL -1	VENDOR	6/6/2013
1156	6007-PLN-AGE-40-52-4161	Pier and Rack support details	Drawing	3	CIVIL -1	VENDOR	6/6/2013
1157	6007-PLN-AGE-40-52-4162	Anchor rods. Assemblies and details.	Drawing	3	CIVIL -1	VENDOR	6/6/2013
1158	6007-PLN-AGE-40-52-4163	Skid and bench supports layout	Drawing	3	CIVIL -1	VENDOR	6/6/2013
1159	6007-PLN-AGE-40-52-4164	Skid support details	Drawing	3	CIVIL -1	VENDOR	6/6/2013
1160	6007-PLN-AGE-40-52-4173	Skid support lay out	Drawing	3	CIVIL -1	VENDOR	6/6/2013
1161	6007-PLN-AGE-40-52-8100	Cover Sheet	Drawing	5	CIVIL -1	VENDOR	6/6/2013
1162	6007-PLN-AGE-40-52-8140	Foundation Plan	Drawing	5	CIVIL -1	VENDOR	6/6/2013
1163	6007-PLN-AGE-40-52-8141	Mat Bottom	Drawing	5	CIVIL -1	VENDOR	6/6/2013
1164	6007-PLN-AGE-40-52-8142	Mat Top	Drawing	5	CIVIL -1	VENDOR	6/6/2013
1165	6007-PLN-AGE-40-52-8143	Extra Top	Drawing	3	CIVIL -1	VENDOR	6/6/2013
1166	6007-PLN-AGE-40-52-8144	Extra Bottom	Drawing	3	CIVIL -1	VENDOR	6/6/2013
1167	6007-PLN-AGE-40-52-8145	Mat Reinforcement details	Drawing	3	CIVIL -1	VENDOR	6/6/2013
1168	6007-PLN-AGE-40-52-8150	Drainage	Drawing	3	CIVIL -1	VENDOR	6/6/2013
1169	6007-PLN-AGE-40-52-8160	Pier and Rack anchor layout	Drawing	3	CIVIL -1	VENDOR	6/6/2013
1170	6007-PLN-AGE-40-52-8161	Pier and Rack support details	Drawing	3	CIVIL -1	VENDOR	6/6/2013
1171	6007-PLN-AGE-40-52-8162	Anchor rods. Assemblies and details.	Drawing	3	CIVIL -1	VENDOR	6/6/2013
1172	6007-PLN-AGE-40-52-8163	Skid and bench supports layout	Drawing	3	CIVIL -1	VENDOR	6/6/2013
1173	6007-PLN-AGE-40-52-8164	Skid support details	Drawing	3	CIVIL -1	VENDOR	6/6/2013
1174	6007-PLN-AGE-40-52-8173	Skid support lay out	Drawing	3	CIVIL -1	VENDOR	6/6/2013
1175	6007-PLN-MBS-18-52-0001	FOUNDATION PLAN	Drawing	2	CIVIL -1	VENDOR	5/29/2013
1176	6007-PLN-MBS-18-52-0002	FOUNDATION DETAILS & NOTES	Drawing	2	CIVIL -1	VENDOR	5/29/2013
1177	6007-PLN-MBS-18-52-0003	FOUNDATION DETAILS	Drawing	2	CIVIL -1	VENDOR	5/29/2013
1178	6007-CAL-MBS-18-52-0001	FOUNDATION CALCULATIONS	Calculation	2	CIVIL -1	VENDOR	5/29/2013
1179	6007-PLN-MBS-18-57-0001	MODULAR ELEVATOR COVER SHEET	Drawing	1	CIVIL -1	VENDOR	5/29/2013
1180	6007-PLN-MBS-18-57-0002	GENERAL NOTES & ABBREVIATIONS	Drawing	1	CIVIL -1	VENDOR	5/29/2013
1181	6007-PLN-MBS-18-57-0003	FOUNDATION PLAN	Drawing	1	CIVIL -1	VENDOR	5/29/2013
1182	6007-PLN-MBS-18-57-0004	FOUNDATION DETAILS	Drawing	1	CIVIL -1	VENDOR	5/29/2013
1183	6007-PLN-MBS-18-57-0005	HOISTWAY ROOF PLAN	Drawing	1	CIVIL -1	VENDOR	5/29/2013
1184	6007-PLN-MBS-18-57-0006	HOISTWAY & ROOF DETAILS	Drawing	1	CIVIL -1	VENDOR	5/29/2013
1185	6007-PLN-MBS-18-57-0007	HOISTWAY CROSS SECTIONS	Drawing	1	CIVIL -1	VENDOR	5/29/2013
1186	6007-PLN-MBS-18-57-0008	HOISTWAY DETAILS	Drawing	1	CIVIL -1	VENDOR	5/29/2013
1187	6007-PLN-MBS-18-57-0009	MISCELLANEOUS DETAILS	Drawing	1	CIVIL -1	VENDOR	5/29/2013
1188	6007-PLN-MBS-18-57-0010	HOISTWAY WALL PANELS	Drawing	1	CIVIL -1	VENDOR	5/29/2013
1189	6007-PLN-MBS-18-57-0011	MODULAR EQUIPMENT ROOM	Drawing	1	CIVIL -1	VENDOR	5/29/2013
1190	6007-PLN-MBS-18-57-0012	RAIL & POWER UNIT DETAILS	Drawing	1	CIVIL -1	VENDOR	5/29/2013
1191	6007-PLN-MBS-18-57-0013	ELEVATOR DATA	Drawing	1	CIVIL -1	VENDOR	5/29/2013
1192	6007-PLN-MBS-18-57-0014	ELEVATOR LATOUT	Drawing	1	CIVIL -1	VENDOR	5/29/2013
1193	6007-PLN-MBS-18-57-0015	ELEVATOR CAB	Drawing	1	CIVIL -1	VENDOR	5/29/2013
1194	6007-PLN-MBS-18-57-0016	ACCESS COMPLIANCE	Drawing	1	CIVIL -1	VENDOR	5/29/2013
1195	6007-CAL-MBS-18-57-0001	ELEVATOR CALCULATIONS	Calculation	1	CIVIL -1	VENDOR	5/29/2013
1196	6007-PLN-MBS-18-57-0001	COVER SHEET & BUILDING DATA	Drawing	1	CIVIL -1	VENDOR	5/29/2013
1197	6007-PLN-MBS-18-57-0002	FLOOR PLAN (1st STORY)	Drawing	1	CIVIL -1	VENDOR	5/29/2013
1198	6007-PLN-MBS-18-57-0003	FLOOR PLAN (2nd STORY)	Drawing	1	CIVIL -1	VENDOR	5/29/2013
1199	6007-PLN-MBS-18-57-0004	GENERAL NOTES & DETAILS	Drawing	1	CIVIL -1	VENDOR	5/29/2013
1200	6007-PLN-MBS-18-57-0005	REFLECTED CEILING PLAN (1st STORY)	Drawing	1	CIVIL -1	VENDOR	5/29/2013
1201	6007-PLN-MBS-18-57-0006	REFLECTED CEILING PLAN (2nd STORY)	Drawing	1	CIVIL -1	VENDOR	5/29/2013
1202	6007-PLN-MBS-18-57-0007	REFLECTED CEILING NOTES & DETAILS	Drawing	1	CIVIL -1	VENDOR	5/29/2013
1203	6007-PLN-MBS-18-57-0008	EXTERIOR ELEVATIONS	Drawing	1	CIVIL -1	VENDOR	5/29/2013
1204	6007-PLN-MBS-18-57-0009	EXTERIOR ELEVATIONS	Drawing	1	CIVIL -1	VENDOR	5/29/2013
1205	6007-PLN-MBS-18-57-0010	ROOF PLAN	Drawing	1	CIVIL -1	VENDOR	5/29/2013
1206	6007-PLN-MBS-18-57-0011	MISC. DETAILS	Drawing	1	CIVIL -1	VENDOR	5/29/2013
1207	6007-PLN-MBS-18-57-0012	MISC. DETAILS	Drawing	1	CIVIL -1	VENDOR	5/29/2013
1208	6007-PLN-MBS-18-57-0013	MISC. DETAILS	Drawing	1	CIVIL -1	VENDOR	5/29/2013
1209	6007-PLN-MBS-18-57-0014	1ST. STORY ROOF FRAMING PLAN	Drawing	1	CIVIL -1	VENDOR	5/29/2013
1210	6007-PLN-MBS-18-57-0015	2ND. STORY ROOF FRAMING PLAN	Drawing	1	CIVIL -1	VENDOR	5/29/2013
1211	6007-PLN-MBS-18-57-0016	LADDER DETAILS	Drawing	1	CIVIL -1	VENDOR	5/29/2013
1212	6007-PLN-MBS-18-60-0001	MECHANICAL LEGEND, NOTES & SCHEDULES	Drawing	1	CIVIL -1	VENDOR	5/29/2013
1213	6007-PLN-MBS-18-60-0002	MECHANICAL PLAN (1st STORY)	Drawing	1	CIVIL -1	VENDOR	5/29/2013
1214	6007-PLN-MBS-18-60-0003	MECHANICAL PLAN (2nd STORY)	Drawing	1	CIVIL -1	VENDOR	5/29/2013
1215	6007-PLN-MBS-18-60-0004	MECHANICAL DETAILS	Drawing	1	CIVIL -1	VENDOR	5/29/2013
1216	6007-PLN-MBS-18-82-0001	PLUMBING SUPPLY RISER DIAGRAMS	Drawing	1	CIVIL -1	VENDOR	5/29/2013
1217	6007-PLN-MBS-18-82-0002	PLUMBING WASTE RISER DIAGRAMS	Drawing	1	CIVIL -1	VENDOR	5/29/2013
1218	6007-PLN-MBS-18-82-0003	PLUMBING NOTES & DETAILS	Drawing	1	CIVIL -1	VENDOR	5/29/2013
1219	6007-PLN-MBS-18-82-0004	2nd STORY PLUMBING	Drawing	1	CIVIL -1	VENDOR	5/29/2013
1220	6007-PLN-MBS-18-54-0001	COVER SHEET & BUILDING DATA	Drawing	2	CIVIL -1	VENDOR	5/29/2013
1221	6007-PLN-MBS-18-54-0002	OVERALL STRUCTURAL KEY PLAN (LOWER STORY)	Drawing	2	CIVIL -1	VENDOR	5/29/2013
1222	6007-PLN-MBS-18-54-0003	STRUCTURAL KEY PLANS (LOWER STORY)	Drawing	0	CIVIL -1	VENDOR	5/29/2013
1223	6007-PLN-MBS-18-54-0004	STRUCTURAL KEY PLANS (LOWER STORY)	Drawing	0	CIVIL -1	VENDOR	5/29/2013
1224	6007-PLN-MBS-18-54-0005	STRUCTURAL KEY PLANS (LOWER STORY)	Drawing	1	CIVIL -1	VENDOR	5/29/2013
1225	6007-PLN-MBS-18-54-0006	OVERALL STRUCTURAL KEY PLAN (UPPER STORY)	Drawing	0	CIVIL -1	VENDOR	5/29/2013
1226	6007-PLN-MBS-18-54-0007	STRUCTURAL KEY PLAN (UPPER STORY)	Drawing	0	CIVIL -1	VENDOR	5/29/2013
1227	6007-PLN-MBS-18-54-0008	TYPICAL TRANSVERSE CROSS SECTION	Drawing	0	CIVIL -1	VENDOR	5/29/2013
1228	6007-PLN-MBS-18-54-0009	TYPICAL LONGITUDINAL CROSS SECTION	Drawing	0	CIVIL -1	VENDOR	5/29/2013
1229	6007-PLN-MBS-18-54-0010	TYPICAL FLOOR FRAMING DESIGN	Drawing	2	CIVIL -1	VENDOR	5/29/2013
1230	6007-PLN-MBS-18-54-0011	TYPICAL FLOOR FRAMING DESIGN	Drawing	2	CIVIL -1	VENDOR	5/29/2013
1231	6007-PLN-MBS-18-54-0012	AXLE & HITCH DESIGN	Drawing	0	CIVIL -1	VENDOR	5/29/2013
1232	6007-PLN-MBS-18-54-0013	WALL FRAMING	Drawing	2	CIVIL -1	VENDOR	5/29/2013
1233	6007-PLN-MBS-18-54-0014	ROOF FRAMING PLAN & DETAILS	Drawing	1	CIVIL -1	VENDOR	5/29/2013
1234	6007-PLN-MBS-18-54-0015	ROOF FRAMING PLAN & DETAILS	Drawing	0	CIVIL -1	VENDOR	5/29/2013
1235	6007-PLN-MBS-18-54-0016	ROOF FRAMING PLAN & DETAILS	Drawing	2	CIVIL -1	VENDOR	5/29/2013
1236	6007-PLN-MBS-18-54-0017	UPPER TO LOWER STORY CONNECTION	Drawing	0	CIVIL -1	VENDOR	5/29/2013
1237	6007-PLN-MBS-18-54-0018	INTERIOR STAIR CONSTRUCTION	Drawing	0	CIVIL -1	VENDOR	5/29/2013
1238	6007-PLN-MBS-18-54-0019	EXTERIOR STAIR CONSTRUCTION	Drawing	2	CIVIL -1	VENDOR	5/29/2013
1239	6007-PLN-MBS-18-40-0001	ELECTRICAL POWER PLAN (1sT STORY)	Drawing	1	CIVIL -1	VENDOR	5/29/2013
1240	6007-PLN-MBS-18-40-0002	ELECTRICAL POWER PLAN (2nd STORY)	Drawing	1	CIVIL -1	VENDOR	5/29/2013
1241	6007-PLN-MBS-18-40-0003	ELECTRICAL LIGHTING PLAN (1st STORY)	Drawing	1	CIVIL -1	VENDOR	5/29/2013
1242	6007-PLN-MBS-18-40-0004	ELECTRICAL LIGHTING PLAN (2nd STORY)	Drawing	1	CIVIL -1	VENDOR	5/29/2013
1243	6007-PLN-MBS-18-40-0005	ELECTRICAL NOTES, DETAILS, SINGLE LINE DIAGRAM & PANEL SCHEDULES	Drawing	1	CIVIL -1	VENDOR	5/29/2013
1244	6007-CAL-MBS-18-60-001	TITLE-24 MECHANICAL & ENVELOPE CALCS	Calculation	0	CIVIL -1	VENDOR	5/29/2013
1245	6007-CAL-MBS-18-54-001	STRUCTURAL CALCULATIONS	Calculation	2	CIVIL -1	VENDOR	5/29/2013
1246	6007-CAL-MBS-18-40-001	TITLE 24 ELECTRICAL CALCS	Calculation	0	CIVIL -1	VENDOR	5/29/2013
1247	6007-PLN-AGE-29-55-2002	Plan View	Drawing	5	CIVIL -1	VENDOR	5/15/2013
1248	6007-PLN-AGE-29-55-2013	Detail X	Drawing	3	CIVIL -1	VENDOR	5/15/2013
1249	6007-PLN-AGE-29-55-2014	Detail XI	Drawing	4	CIVIL -1	VENDOR	5/15/2013
1250	6007-PLN-AGE-29-55-2015	Detail XII	Drawing	4	CIVIL -1	VENDOR	5/15/2013
1251	6007-PLN-AGE-29-55-6002	Plan View	Drawing	5	CIVIL -1	VENDOR	5/15/2013
1252	6007-PLN-AGE-29-55-6014	Detail XI	Drawing	4	CIVIL -1	VENDOR	5/15/2013
1253	6007-PLN-AGE-29-55-6015	Detail XII	Drawing	4	CIVIL -1	VENDOR	5/15/2013
1254	6007-PLN-AGE-67-52-4540 Rev4	Field Alpha MP-405 Cooling tower tempering pumps foundation. Plans, elevations & details	Drawing	4	CIVIL -1	VENDOR	5/30/2013
1255	6007-PLN-AGE-67-52-8540 Rev4	Field Beta MP-405 Cooling tower tempering pumps foundation. Plans, elevations & details	Drawing	4	CIVIL -1	VENDOR	5/30/2013
1256	6007-CAL-AGE-40-52-4500	Calculation Report	Calculation	2	CIVIL -1	VENDOR	6/4/2013

ABENER TEYMA MOJAVE

Compliance No.: GEN-2
Job : Mojave Solar Project
Date: 04/10/2012 Description: Civil Master Drawing List

Line No.	Sheet No.	Description	Type of Document	Revision Number	Applicable Condition of Certification	Vendor Supplied or EOR	Submittal Date
1257	6007-PLN-AGE-40-52-4500	Cover sheet	Drawing	2	CIVIL -1	VENDOR	5/14/2013
1258	6007-PLN-AGE-40-52-4520	General notes	Drawing	3	CIVIL -1	VENDOR	5/14/2013
1259	6007-PLN-AGE-40-52-4540	Foundation details	Drawing	3	CIVIL -1	VENDOR	5/10/2013
1260	6007-CAL-AGE-40-52-8500	Calculation Report	Calculation	2	CIVIL -1	VENDOR	6/4/2013
1261	6007-PLN-AGE-40-52-8500	Cover sheet	Drawing	2	CIVIL -1	VENDOR	5/14/2013
1262	6007-PLN-AGE-40-52-8520	General notes	Drawing	3	CIVIL -1	VENDOR	5/14/2013
1263	6007-PLN-AGE-40-52-8540	Foundation details	Drawing	3	CIVIL -1	VENDOR	5/10/2013
1264	6007-PLN-AGE-58-54-2325	Cover sheet	Drawing	2	CIVIL -1	VENDOR	5/20/2013
1265	6007-PLN-AGE-58-54-2326	General notes	Drawing	2	CIVIL -1	VENDOR	5/20/2013
1266	6007-PLN-AGE-58-54-2327	Platform 1. Structure steel, frames	Drawing	2	CIVIL -1	VENDOR	5/20/2013
1267	6007-PLN-AGE-58-54-2328	Platform 1. Structure steel, frames	Drawing	2	CIVIL -1	VENDOR	5/20/2013
1268	6007-PLN-AGE-58-54-2329	Platform 2. Structure steel, frames	Drawing	2	CIVIL -1	VENDOR	5/20/2013
1269	6007-PLN-AGE-58-54-2330	Platform 2. Structure steel, frames	Drawing	2	CIVIL -1	VENDOR	5/20/2013
1270	6007-PLN-AGE-58-54-2331	Platform 3. Structure steel, frames	Drawing	2	CIVIL -1	VENDOR	5/20/2013
1271	6007-PLN-AGE-58-54-2332	Platform 3. Structure steel, frames	Drawing	2	CIVIL -1	VENDOR	5/20/2013
1272	6007-PLN-AGE-58-54-2333	Platform 4. Structure steel, frames	Drawing	2	CIVIL -1	VENDOR	5/20/2013
1273	6007-PLN-AGE-58-54-2334	Platform 4. Structure steel, frames	Drawing	2	CIVIL -1	VENDOR	5/20/2013
1274	6007-PLN-AGE-58-54-2335	Platform 5. Structure steel, frames	Drawing	2	CIVIL -1	VENDOR	5/20/2013
1275	6007-PLN-AGE-58-54-2336	Platform 5. Structure steel, frames	Drawing	2	CIVIL -1	VENDOR	5/20/2013
1276	6007-CAL-AGE-58-54-2325	Calculation Report	Calculation	1	CIVIL -1	VENDOR	5/21/2013
1277	6007-PLN-AGE-58-54-6325	Cover sheet	Drawing	2	CIVIL -1	VENDOR	5/20/2013
1278	6007-PLN-AGE-58-54-6326	General notes	Drawing	2	CIVIL -1	VENDOR	5/20/2013
1279	6007-PLN-AGE-58-54-6327	Platform 1. Structure steel, frames	Drawing	2	CIVIL -1	VENDOR	5/20/2013
1280	6007-PLN-AGE-58-54-6328	Platform 1. Structure steel, frames	Drawing	2	CIVIL -1	VENDOR	5/20/2013
1281	6007-PLN-AGE-58-54-6329	Platform 2. Structure steel, frames	Drawing	2	CIVIL -1	VENDOR	5/20/2013
1282	6007-PLN-AGE-58-54-6330	Platform 2. Structure steel, frames	Drawing	2	CIVIL -1	VENDOR	5/20/2013
1283	6007-PLN-AGE-58-54-6331	Platform 3. Structure steel, frames	Drawing	2	CIVIL -1	VENDOR	5/20/2013
1284	6007-PLN-AGE-58-54-6332	Platform 3. Structure steel, frames	Drawing	2	CIVIL -1	VENDOR	5/20/2013
1285	6007-PLN-AGE-58-54-6333	Platform 4. Structure steel, frames	Drawing	2	CIVIL -1	VENDOR	5/20/2013
1286	6007-PLN-AGE-58-54-6334	Platform 4. Structure steel, frames	Drawing	2	CIVIL -1	VENDOR	5/20/2013
1287	6007-PLN-AGE-58-54-6335	Platform 5. Structure steel, frames	Drawing	2	CIVIL -1	VENDOR	5/20/2013
1288	6007-PLN-AGE-58-54-6336	Platform 5. Structure steel, frames	Drawing	2	CIVIL -1	VENDOR	5/20/2013
1289	6007-CAL-AGE-58-54-6325	Calculation Report	Calculation	1	CIVIL -1	VENDOR	5/21/2013
1290	6007-PLN-AGE-40-52-4100	Cover Sheet	Drawing	5	CIVIL -1	VENDOR	5/28/2013
1291	6007-PLN-AGE-40-52-4140	Foundation Plan	Drawing	5	CIVIL -1	VENDOR	5/28/2013
1292	6007-PLN-AGE-40-52-4141	Mat Bottom	Drawing	5	CIVIL -1	VENDOR	5/28/2013
1293	6007-PLN-AGE-40-52-4142	Mat Top	Drawing	5	CIVIL -1	VENDOR	5/28/2013
1294	6007-PLN-AGE-40-52-4143	Extra Top	Drawing	3	CIVIL -1	VENDOR	5/28/2013
1295	6007-PLN-AGE-40-52-4144	Extra Bottom	Drawing	3	CIVIL -1	VENDOR	5/28/2013
1296	6007-PLN-AGE-40-52-4145	Mat Reinforcement details	Drawing	3	CIVIL -1	VENDOR	5/28/2013
1297	6007-PLN-AGE-40-52-4150	Drainage	Drawing	3	CIVIL -1	VENDOR	5/28/2013
1298	6007-PLN-AGE-40-52-4160	Pier and Rack anchor layout	Drawing	3	CIVIL -1	VENDOR	5/28/2013
1299	6007-PLN-AGE-40-52-4161	Pier and Rack support details	Drawing	3	CIVIL -1	VENDOR	5/28/2013
1300	6007-PLN-AGE-40-52-4162	Anchor rods. Assemblies and details.	Drawing	3	CIVIL -1	VENDOR	5/28/2013
1301	6007-PLN-AGE-40-52-4163	Skid and bench supports layout	Drawing	3	CIVIL -1	VENDOR	5/28/2013
1302	6007-PLN-AGE-40-52-4164	Skid support details	Drawing	3	CIVIL -1	VENDOR	5/28/2013
1303	6007-PLN-AGE-40-52-4173	Skid support lay out	Drawing	3	CIVIL -1	VENDOR	5/28/2013
1304	6007-PLN-AGE-40-52-8100	Cover Sheet	Drawing	5	CIVIL -1	VENDOR	5/28/2013
1305	6007-PLN-AGE-40-52-8140	Foundation Plan	Drawing	5	CIVIL -1	VENDOR	5/28/2013
1306	6007-PLN-AGE-40-52-8141	Mat Bottom	Drawing	5	CIVIL -1	VENDOR	5/28/2013
1307	6007-PLN-AGE-40-52-8142	Mat Top	Drawing	5	CIVIL -1	VENDOR	5/28/2013
1308	6007-PLN-AGE-40-52-8143	Extra Top	Drawing	3	CIVIL -1	VENDOR	5/28/2013
1309	6007-PLN-AGE-40-52-8144	Extra Bottom	Drawing	3	CIVIL -1	VENDOR	5/28/2013
1310	6007-PLN-AGE-40-52-8145	Mat Reinforcement details	Drawing	3	CIVIL -1	VENDOR	5/28/2013
1311	6007-PLN-AGE-40-52-8150	Drainage	Drawing	3	CIVIL -1	VENDOR	5/28/2013
1312	6007-PLN-AGE-40-52-8160	Pier and Rack anchor layout	Drawing	3	CIVIL -1	VENDOR	5/28/2013
1313	6007-PLN-AGE-40-52-8161	Pier and Rack support details	Drawing	3	CIVIL -1	VENDOR	5/28/2013
1314	6007-PLN-AGE-40-52-8162	Anchor rods. Assemblies and details.	Drawing	3	CIVIL -1	VENDOR	5/28/2013
1315	6007-PLN-AGE-40-52-8163	Skid and bench supports layout	Drawing	3	CIVIL -1	VENDOR	5/28/2013
1316	6007-PLN-AGE-40-52-8164	Skid support details	Drawing	3	CIVIL -1	VENDOR	5/28/2013
1317	6007-PLN-AGE-40-52-8173	Skid support lay out	Drawing	3	CIVIL -1	VENDOR	5/28/2013
1318	6007-PLN-AGE-16-52-4000	Cover sheet	Drawing	2	CIVIL -1	VENDOR	6/5/2013
1319	6007-PLN-AGE-16-52-4020	General notes	Drawing	2	CIVIL -1	VENDOR	6/5/2013
1320	6007-PLN-AGE-16-52-4040	Foundation plan and details	Drawing	3	CIVIL -1	VENDOR	6/5/2013
1321	6007-PLN-AGE-16-52-8000	Cover sheet	Drawing	2	CIVIL -1	VENDOR	6/5/2013
1322	6007-PLN-AGE-16-52-8020	General notes	Drawing	2	CIVIL -1	VENDOR	6/5/2013
1323	6007-PLN-AGE-16-52-8040	Foundation plan and details	Drawing	3	CIVIL -1	VENDOR	6/5/2013
1324	6007-CAL-AGE-16-54-4000-R02.pdf	Calculation report	Calculation	2	CIVIL -1	VENDOR	6/6/2013
1325	6007-PLN-AGE-16-54-4000-R05.pdf	Structure details	Drawing	5	CIVIL -1	VENDOR	6/3/2013
1326	6007-CAL-AGE-16-54-8000-R02.pdf	Calculation report	Calculation	2	CIVIL -1	VENDOR	6/6/2013
1327	6007-PLN-AGE-16-54-8000-R05.pdf	Structure details	Drawing	5	CIVIL -1	VENDOR	6/3/2013
1328	6007-PLN-AGE-58-54-3502	Plan view	Drawing	3	CIVIL -1	VENDOR	5/28/2013
1329	6007-PLN-AGE-58-54-3503	Sections & Details	Drawing	3	CIVIL -1	VENDOR	5/28/2013
1330	6007-PLN-AGE-58-54-7502	Plan view	Drawing	3	CIVIL -1	VENDOR	5/28/2013
1331	6007-PLN-AGE-58-54-7503	Sections & Details	Drawing	3	CIVIL -1	VENDOR	5/28/2013
1332	6007-PLN-AGE-58-52-7502	Plan view & Details	Drawing	3	CIVIL -1	VENDOR	5/28/2013
1333	6007-PLN-AGE-58-54-3575	Cover sheet	Drawing	0	CIVIL -1	VENDOR	5/14/2013
1334	6007-PLN-AGE-58-54-3576	General notes	Drawing	0	CIVIL -1	VENDOR	5/14/2013
1335	6007-PLN-AGE-58-54-3577	Plan view	Drawing	0	CIVIL -1	VENDOR	5/14/2013
1336	6007-PLN-AGE-58-54-3578	Sections	Drawing	0	CIVIL -1	VENDOR	5/14/2013
1337	6007-CAL-AGE-58-54-3575	Calculation report	Calculation	0	CIVIL -1	VENDOR	5/14/2013
1338	6007-PLN-AGE-58-54-7575	Cover sheet	Drawing	0	CIVIL -1	VENDOR	5/14/2013
1339	6007-PLN-AGE-58-54-7576	General notes	Drawing	0	CIVIL -1	VENDOR	5/14/2013
1340	6007-PLN-AGE-58-54-7577	Plan view	Drawing	0	CIVIL -1	VENDOR	5/14/2013
1341	6007-PLN-AGE-58-54-7578	Sections	Drawing	0	CIVIL -1	VENDOR	5/14/2013
1342	6007-CAL-AGE-58-54-7575	Calculation report	Calculation	0	CIVIL -1	VENDOR	5/14/2013
1343	6007-PLN-AGE-74-54-2020.pdf	Cover sheet	Drawing	0	CIVIL -1	VENDOR	6/6/2013
1344	6007-PLN-AGE-74-54-2021.pdf	General notes	Drawing	0	CIVIL -1	VENDOR	5/31/2013
1345	6007-PLN-AGE-74-54-2022.pdf	Plan & base plate details	Drawing	0	CIVIL -1	VENDOR	5/31/2013
1346	6007-PLN-AGE-74-54-2023.pdf	Elevations	Drawing	0	CIVIL -1	VENDOR	5/31/2013
1347	6007-PLN-AGE-74-54-2024.pdf	Connection details	Drawing	0	CIVIL -1	VENDOR	5/31/2013
1348	6007-PLN-AGE-74-54-2025.pdf	Connection details	Drawing	0	CIVIL -1	VENDOR	5/31/2013
1349	6007-PLN-AGE-74-54-6020.pdf	Cover sheet	Drawing	0	CIVIL -1	VENDOR	5/31/2013
1350	6007-PLN-AGE-74-54-6021.pdf	General notes	Drawing	0	CIVIL -1	VENDOR	5/31/2013
1351	6007-PLN-AGE-74-54-6022.pdf	Plan & base plate details	Drawing	0	CIVIL -1	VENDOR	5/31/2013
1352	6007-PLN-AGE-74-54-6023.pdf	Elevations	Drawing	0	CIVIL -1	VENDOR	5/31/2013
1353	6007-PLN-AGE-74-54-6024.pdf	Connection details	Drawing	0	CIVIL -1	VENDOR	5/31/2013
1354	6007-PLN-AGE-74-54-6025.pdf	Connection details	Drawing	0	CIVIL -1	VENDOR	5/31/2013
1355	6007-PLN-AGE-25-32-4311	Cable Tray System. CentralPlant	Drawing	Re v0	CIVIL -1	VENDOR	1/15/2013
1356	6007-PLN-AGE-25-32-4312	Cable Tray System. CentralPlant	Drawing	Re v0	CIVIL -1	VENDOR	1/15/2013
1357	6007-PLN-AGE-25-32-8705	Cable Tray System. Beta Plant	Drawing	Re v2	CIVIL -1	VENDOR	5/8/2013
1358	6007-PLN-AGE-25-32-8706	Cable Tray System. Beta Plant	Drawing	Re v2	CIVIL -1	VENDOR	5/8/2013
1359	6007-PLN-AGE-25-32-8707	Cable Tray System. Beta Plant	Drawing	Re v3	CIVIL -1	VENDOR	5/8/2013
1360	6007-PLN-AGE-25-32-8708	Cable Tray System. Beta Plant	Drawing	Re v2	CIVIL -1	VENDOR	5/8/2013
1361	6007-PLN-AGE-25-32-8709	Beta Site Building 22	Drawing	Re v4	CIVIL -1	VENDOR	5/21/2013
1362	6007-PLN-AGE-25-32-8710	Beta Site Building 22	Drawing	Re v4	CIVIL -1	VENDOR	5/21/2013
1363	6007-PLN-AGE-25-32-8711	Beta Site Building 22	Drawing	Re v0	CIVIL -1	VENDOR	5/13/2013
1364	6007-PLN-AGE-58-32-6201 _SHEET 1	Cable Tray System. Beta Plant	Drawing	Re v4	CIVIL -1	VENDOR	4/24/2013
1365	6007-PLN-AGE-58-32-6201 _SHEET 2	Cable Tray System. Beta Plant	Drawing	Re v4	CIVIL -1	VENDOR	4/24/2013
1366	6007-PLN-AGE-58-32-8601	Cable Tray System. Beta Plant	Drawing	Re v4	CIVIL -1	VENDOR	4/24/2013

ABENER TEYMA
MOJAVE

Compliance No.: GEN-2
Job : Mojave Solar Project
Date: 04/10/2012 Description: Civil Master Drawing List

Line No.	Sheet No.	Description	Type of Document	Revision Number	Applicable Condition of Certification	Vendor Supplied or EOR	Submittal Date
1367	6007-PLN-AGE-58-32-8602- _SHEET 1	Cable Tray System. Beta Plant	Drawing	Re v5	CIVIL -1	VENDOR	5/3/2013
1368	6007-PLN-AGE-58-32-8602 _SHEET 10	Cable Tray System. Beta Plant	Drawing	Re v5	CIVIL -1	VENDOR	5/3/2013
1369	6007-PLN-AGE-58-32-8602 _SHEET 11	Cable Tray System. Beta Plant	Drawing	Re v5	CIVIL -1	VENDOR	5/3/2013
1370	6007-PLN-AGE-58-32-8602 _SHEET 12	Cable Tray System. Beta Plant	Drawing	Re v5	CIVIL -1	VENDOR	5/3/2013
1371	6007-PLN-AGE-58-32-8602 _SHEET 13	Cable Tray System. Beta Plant	Drawing	Re v5	CIVIL -1	VENDOR	5/3/2013
1372	6007-PLN-AGE-58-32-8602 _SHEET 14	Cable Tray System. Beta Plant	Drawing	Re v5	CIVIL -1	VENDOR	5/3/2013
1373	6007-PLN-AGE-58-32-8602 _SHEET 15	Cable Tray System. Beta Plant	Drawing	Re v5	CIVIL -1	VENDOR	5/3/2013
1374	6007-PLN-AGE-58-32-8602 _SHEET 2	Cable Tray System. Beta Plant	Drawing	Re v5	CIVIL -1	VENDOR	5/3/2013
1375	6007-PLN-AGE-58-32-8602 _SHEET 3	Cable Tray System. Beta Plant	Drawing	Re v5	CIVIL -1	VENDOR	5/3/2013
1376	6007-PLN-AGE-58-32-8602 _SHEET 4	Cable Tray System. Beta Plant	Drawing	Re v5	CIVIL -1	VENDOR	5/3/2013
1377	6007-PLN-AGE-58-32-8602 _SHEET 5	Cable Tray System. Beta Plant	Drawing	Re v5	CIVIL -1	VENDOR	5/3/2013
1378	6007-PLN-AGE-58-32-8602_SHEET 6	Cable Tray System. Beta Plant	Drawing	Re v5	CIVIL -1	VENDOR	5/3/2013
1379	6007-PLN-AGE-58-32-8602 _SHEET 7	Cable Tray System. Beta Plant	Drawing	Re v5	CIVIL -1	VENDOR	5/3/2013
1380	6007-PLN-AGE-58-32-8602 _SHEET 8	Cable Tray System. Beta Plant	Drawing	Re v5	CIVIL -1	VENDOR	5/3/2013
1381	6007-PLN-AGE-58-32-8602 _SHEET 9	Cable Tray System. Beta Plant	Drawing	Re v5	CIVIL -1	VENDOR	5/3/2013
1382	6007-PLN-AGE-58-32-8611 _SHEET 1	Cable Tray System. Beta Plant	Drawing	Re v4	CIVIL -1	VENDOR	4/26/2013
1383	6007-PLN-AGE-58-32-8611 _SHEET 2	Cable Tray System. Beta Plant	Drawing	Re v4	CIVIL -1	VENDOR	4/26/2013
1384	6007-PLN-AGE-58-32-8611 _SHEET 3	Cable Tray System. Beta Plant	Drawing	Re v4	CIVIL -1	VENDOR	4/26/2013
1385	6007-PLN-AGE-58-32-8611 _SHEET 4	Cable Tray System. Beta Plant	Drawing	Re v4	CIVIL -1	VENDOR	4/26/2013
1386	6007-PLN-AGE-58-32-8611 _SHEET 5	Cable Tray System. Beta Plant	Drawing	Re v4	CIVIL -1	VENDOR	4/26/2013
1387	6007-PLN-AGE-67-32-8621 _ Sheet 1	Cable Tray System. Beta Plant	Drawing	Re v3	CIVIL -1	VENDOR	5/13/2013
1388	6007-PLN-AGE-67-32-8621 _ Sheet 2	Cable Tray System. Beta Plant	Drawing	Re v3	CIVIL -1	VENDOR	5/13/2013
1389	6007-PLN-AGE-67-32-8621 _ Sheet 3	Cable Tray System. Beta Plant	Drawing	Re v3	CIVIL -1	VENDOR	5/13/2013
1390	6007-PLN-AGE-67-32-8621 _ Sheet 4	Cable Tray System. Beta Plant	Drawing	Re v3	CIVIL -1	VENDOR	5/13/2013
1391	6007-PLN-AGE-67-32-8803	Cable Tray System. Beta Plant	Drawing	Re v2	CIVIL -1	VENDOR	5/8/2013
1392	6007-PLN-AGE-67-32-8804	Cable Tray System. Beta Plant	Drawing	Re v2	CIVIL -1	VENDOR	5/8/2013
1393	6007-PLN-AGE-67-32-8805	Beta Site Building 26	Drawing	Re v4	CIVIL -1	VENDOR	5/21/2013
1394	6007-PLN-AGE-67-32-8806	Beta Site Building 26	Drawing	Re v4	CIVIL -1	VENDOR	5/21/2013
1395	6007-PLN-AGE-67-32-8807	Beta Site Building 26	Drawing	Re v0	CIVIL -1	VENDOR	5/13/2013
1396	6007-PLN-AGE-25-32-4305	Cable Tray System. Alpha Plant	Drawing	Re v2	CIVIL -1	VENDOR	5/8/2013
1397	6007-PLN-AGE-25-32-4306	Cable Tray System. Alpha Plant	Drawing	Re v2	CIVIL -1	VENDOR	5/8/2013
1398	6007-PLN-AGE-25-32-4307	Cable Tray System. Alpha Plant	Drawing	Re v3	CIVIL -1	VENDOR	5/8/2013
1399	6007-PLN-AGE-25-32-4308	Cable Tray System. Alpha Plant	Drawing	Re v2	CIVIL -1	VENDOR	5/8/2013
1400	6007-PLN-AGE-25-32-4309	Alpha Site Building 22. Alpha Plant	Drawing	Re v5	CIVIL -1	VENDOR	5/21/2013
1401	6007-PLN-AGE-25-32-4310	Cable Tray System. Alpha	Drawing	Re v5	CIVIL -1	VENDOR	5/21/2013
1402	6007-PLN-AGE-25-32-4311 _Sh1	Cable Tray y System. Central	Drawing	Re v0	CIVIL -1	VENDOR	1/15/2013
1403	6007-PLN-AGE-25-32-4312 _ Sh2	Cable Tray y System. Central Plant	Drawing	Re v0	CIVIL -1	VENDOR	1/15/2013
1404	6007-PLN-AGE-25-32-4313	Alpha Site Building 22. Alpha	Drawing	Rev1	CIVIL -1	VENDOR	5/20/2013
1405	6007-PLN-AGE-58-32-2201_Sh1	Cable Tray y System. Alpha	Drawing	Re v4	CIVIL -1	VENDOR	4/24/2013
1406	6007-PLN-AGE-58-32-2201_Sh2	Cable Tray y System. Alpha Plant	Drawing	Re v4	CIVIL -1	VENDOR	4/24/2013
1407	6007-PLN-AGE-58-32-4201	Cable Tray System. Alpha Plant	Drawing	Rev4	CIVIL -1	VENDOR	4/24/2013
1408	6007-PLN-AGE-58-32-4202_SHEET 1	Cable Tray System. Central SHEET Plant	Drawing	Re v5	CIVIL -1	VENDOR	5/3/2013
1409	6007-PLN-AGE-58-32-4202 SHEET 10	Cable Tray System. Alpha Plant	Drawing	Re v5	CIVIL -1	VENDOR	5/3/2013
1410	6007-PLN-AGE-58-32-4202 SH EET 11	Cable Tray System. Alpha Plant	Drawing	Re v5	CIVIL -1	VENDOR	5/3/2013
1411	6007-PLN-AGE-58-32-4202 SH EET 12	Cable Tray System. Alpha Plant	Drawing	Re v5	CIVIL -1	VENDOR	5/3/2013
1412	6007-PLN-AGE-58-32-4202 SH EET 13	Cable Tray System. Alpha Plant	Drawing	Re v5	CIVIL -1	VENDOR	5/3/2013
1413	6007-PLN-AGE-58-32-4202 SH EET 14	Cable Tray System. Alpha Plant	Drawing	Re v5	CIVIL -1	VENDOR	5/3/2013
1414	6007-PLN-AGE-58-32-4202 SH EET 15	Cable Tray System. Alpha Plant	Drawing	Re v5	CIVIL -1	VENDOR	5/3/2013
1415	6007-PLN-AGE-58-32-4202 SH EET 16	Cable Tray System. Alpha Plant	Drawing	Re v5	CIVIL -1	VENDOR	5/3/2013
1416	6007-PLN-AGE-58-32-4202 SH EET 2	Cable Tray System. Alpha Plant	Drawing	Re v5	CIVIL -1	VENDOR	5/3/2013
1417	6007-PLN-AGE-58-32-4202 SHEET 3	Cable Tray System. Central Plant	Drawing	Rev	CIVIL -1	VENDOR	5/3/2013
1418	6007-PLN-AGE-58-32-4202 SHEET 4	Cable Tray System. Alpha Plant	Drawing	Re v5	CIVIL -1	VENDOR	5/3/2013
1419	6007-PLN-AGE-58-32-4202 SHEET 5	Cable Tray System. Alpha Plant	Drawing	Re v5	CIVIL -1	VENDOR	5/3/2013
1420	6007-PLN-AGE-58-32-4202 SHEET 6	Cable Tray System. Alpha Plant	Drawing	Re v5	CIVIL -1	VENDOR	5/3/2013
1421	6007-PLN-AGE-58-32-4202 SHEET 7	Cable Tray System. Alpha Plant	Drawing	Re v5	CIVIL -1	VENDOR	5/3/2013
1422	6007-PLN-AGE-58-32-4202 SHEET 8	Cable Tray System. Alpha Plant	Drawing	Re v5	CIVIL -1	VENDOR	5/3/2013
1423	6007-PLN-AGE-58-32-4202 SHEET 9	Cable Tray System. Alpha Plant	Drawing	Re v5	CIVIL -1	VENDOR	5/3/2013
1424	6007-PLN-AGE-58-32-4211 SHEET 1	Cable Tray System. Alpha Plant	Drawing	Re v4	CIVIL -1	VENDOR	4/26/2013
1425	6007-PLN-AGE-58-32-4211 SHEET 2	Cable Tray System. Alpha Plant	Drawing	Re v4	CIVIL -1	VENDOR	4/26/2013
1426	6007-PLN-AGE-58-32-4211 SHEET 3	Cable Tray System. Alpha Plant	Drawing	Re v4	CIVIL -1	VENDOR	4/26/2013
1427	6007-PLN-AGE-58-32-4211 SHEET 4	Cable Tray System. Alpha Plant	Drawing	Re v4	CIVIL -1	VENDOR	4/26/2013
1428	6007-PLN-AGE-58-32-4211 SHEET 5	Cable Tray System. Alpha Plant	Drawing	Re v4	CIVIL -1	VENDOR	4/26/2013
1429	6007-PLN-AGE-67-32-4221_ Sheet 1	Cable Tray System. Alpha Plant	Drawing	Re v3	CIVIL -1	VENDOR	5/13/2013
1430	6007-PLN-AGE-67-32-4221_ Sheet 2	Cable Tray System. Alpha Plant	Drawing	Re v3	CIVIL -1	VENDOR	5/13/2013
1431	6007-PLN-AGE-67-32-4221_ Sheet 3	Cable Tray System. Alpha Plant	Drawing	Re v3	CIVIL -1	VENDOR	5/13/2013
1432	6007-PLN-AGE-67-32-4221_ Sheet 4	Cable Tray System. Central Plant	Drawing	Re v3	CIVIL -1	VENDOR	5/13/2013
1433	6007-PLN-AGE-67-32-4403	Cable Tray System. Alpha Plant	Drawing	Re v2	CIVIL -1	VENDOR	5/8/2013
1434	6007-PLN-AGE-67-32-4404	Cable Tray System. Alpha Plant	Drawing	Re v2	CIVIL -1	VENDOR	5/8/2013
1435	6007-PLN-AGE-67-32-4405	Alpha Site Building 26. Alpha Plant	Drawing	Re v4	CIVIL -1	VENDOR	5/21/2013
1436	6007-PLN-AGE-67-32-4406	Alpha Site Building 26. Alpha Plant	Drawing	Re v4	CIVIL -1	VENDOR	5/21/2013
1437	6007-PLN-AGE-67-32-4407	Cable Tray System. Alpha Plant	Drawing	Re v0	CIVIL -1	VENDOR	5/13/2013
1438	6007-PLN-AGE-74-54-2040	Cover sheet	Drawing	0	CIVIL -1	VENDOR	6/6/2013
1439	6007-PLN-AGE-74-54-2041	General notes	Drawing	0	CIVIL -1	VENDOR	5/31/2013
1440	6007-PLN-AGE-74-54-2042	Plan & base plate details	Drawing	0	CIVIL -1	VENDOR	5/31/2013
1441	6007-PLN-AGE-74-54-2043	Elevations	Drawing	0	CIVIL -1	VENDOR	5/31/2013
1442	6007-PLN-AGE-74-54-2044	Connection details	Drawing	0	CIVIL -1	VENDOR	5/31/2013
1443	6007-PLN-AGE-74-54-2045	Connection details	Drawing	0	CIVIL -1	VENDOR	5/31/2013
1444	6007-CAL-AGE-74-54-2020	Calculation report	Calculation	0	CIVIL -1	VENDOR	6/11/2013
1445	6007-PLN-AGE-74-54-6040	Cover sheet	Drawing	0	CIVIL -1	VENDOR	5/31/2013
1446	6007-PLN-AGE-74-54-6041	General notes	Drawing	0	CIVIL -1	VENDOR	5/31/2013
1447	6007-PLN-AGE-74-54-6042	Plan & base plate details	Drawing	0	CIVIL -1	VENDOR	5/31/2013
1448	6007-PLN-AGE-74-54-6043	Elevations	Drawing	0	CIVIL -1	VENDOR	5/31/2013
1449	6007-PLN-AGE-74-54-6044	Connection details	Drawing	0	CIVIL -1	VENDOR	5/31/2013
1450	6007-PLN-AGE-74-54-6045	Connection details	Drawing	0	CIVIL -1	VENDOR	5/31/2013
1451	6007-CAL-AGE-74-54-6020	Calculation report	Calculation	0	CIVIL -1	VENDOR	6/11/2013
1452	6007-CAL-CTS-58-52-1200	Calculation	Calculation	1	CIVIL -1	VENDOR	4/13/2013
1453	6007-PLN-CTS-58-52-1200	GENERAL STRUCTURAL NOTES AND DETAILS	Drawing	2	CIVIL -1	VENDOR	2/27/2013
1454	6007-PLN-CTS-58-52-1201	FOUNDATION PLANS	Drawing	2	CIVIL -1	VENDOR	2/27/2013
1455	6007-CAL-CTS-58-52-5200	Calculation	Calculation	1	CIVIL -1	VENDOR	4/13/2013
1456	6007-PLN-CTS-58-52-5200	GENERAL STRUCTURAL NOTES AND DETAILS	Drawing	2	CIVIL -1	VENDOR	4/15/2013
1457	6007-PLN-CTS-58-52-5201	FOUNDATION PLANS	Drawing	2	CIVIL -1	VENDOR	4/15/2013
1458	6007-PLN-AGE-74-54-2040	Cover sheet	Drawing	0	CIVIL -1	VENDOR	6/6/2013
1459	6007-PLN-AGE-74-54-2041	General notes	Drawing	0	CIVIL -1	VENDOR	5/31/2013
1460	6007-PLN-AGE-74-54-2042	Plan & base plate details	Drawing	0	CIVIL -1	VENDOR	5/31/2013
1461	6007-PLN-AGE-74-54-2043	Elevations	Drawing	0	CIVIL -1	VENDOR	5/31/2013
1462	6007-PLN-AGE-74-54-2044	Connection details	Drawing	0	CIVIL -1	VENDOR	5/31/2013
1463	6007-PLN-AGE-74-54-2045	Connection details	Drawing	0	CIVIL -1	VENDOR	5/31/2013
1464	6007-CAL-AGE-74-54-2020	Calculation report	Calculation	0	CIVIL -1	VENDOR	6/11/2013
1465	6007-PLN-AGE-74-54-6040	Cover sheet	Drawing	0	CIVIL -1	VENDOR	5/31/2013
1466	6007-PLN-AGE-74-54-6041	General notes	Drawing	0	CIVIL -1	VENDOR	5/31/2013
1467	6007-PLN-AGE-74-54-6042	Plan & base plate details	Drawing	0	CIVIL -1	VENDOR	5/31/2013
1468	6007-PLN-AGE-74-54-6043	Elevations	Drawing	0	CIVIL -1	VENDOR	5/31/2013
1469	6007-PLN-AGE-74-54-6044	Connection details	Drawing	0	CIVIL -1	VENDOR	5/31/2013
1470	6007-PLN-AGE-74-54-6045	Connection details	Drawing	0	CIVIL -1	VENDOR	5/31/2013
1471	6007-CAL-AGE-74-54-6020	Calculation report	Calculation	0	CIVIL -1	VENDOR	6/11/2013
1472	FoundationCalcs_20130529_s	Structural Calculations	Calculation	1	CIVIL -1	VENDOR	5/13/2013
1473	MojaveFoundation20130531_S0.1	General Structures notes	letter	1	CIVIL -1	VENDOR	5/13/2013
1474	MojaveFoundation20130531_S1.1	Mat Foundation Plan - Alpha and Beta Site	letter	1	CIVIL -1	VENDOR	5/13/2013
1475	MojaveFoundation20130531_S2.1	Floor Framing Plan - Alpha and Beta Site	letter	1	CIVIL -1	VENDOR	5/13/2013
1476	MojaveFoundation20130531_S3.1	Foundation Details	letter	1	CIVIL -1	VENDOR	5/13/2013

ABENER TEYMA
MOJAVE

Compliance No.: GEN-2
Job : Mojave Solar Project
Date: 04/10/2012 Description: Civil Master Drawing List

Line No.	Sheet No.	Description	Type of Document	Revision Number	Applicable Condition of Certification	Vendor Supplied or EOR	Submittal Date
1477	6007-PLN-AGE-35-52-4040	Foundation Plans, Elevation, & Details	Drawing	6	CIVIL -1	VENDOR	5/10/2013
1478	6007-PLN-AGE-35-52-8040	Foundation Plans, Elevation, & Details	Drawing	6	CIVIL -1	VENDOR	5/10/2013
1479	6007-PLN-AGE-29-55-3999_R01	Cover Sheet	Drawing	1	CIVIL -1	VENDOR	5/9/2013
1480	6007-PLN-AGE-29-55-4002_R01	Underground plan	Drawing	1	CIVIL -1	VENDOR	5/9/2013
1481	6007-PLN-AGE-29-55-4003_R01	Details	Drawing	1	CIVIL -1	VENDOR	5/9/2013
1482	6007-PLN-AGE-29-55-7999_R01	Cover Sheet	Drawing	1	CIVIL -1	VENDOR	5/9/2013
1483	6007-PLN-AGE-29-55-8002_R01	Underground plan	Drawing	1	CIVIL -1	VENDOR	5/9/2013
1484	6007-PLN-AGE-29-55-8003_R01	Details	Drawing	1	CIVIL -1	VENDOR	5/9/2013
1485	6007-CAL-AGE-58-54-3575	Calculation report	Calculation	1	CIVIL -1	VENDOR	6/6/2013
1486	6007-PLN-AGE-58-54-3575	Cover sheet	Drawing	0	CIVIL -1	VENDOR	5/14/2013
1487	6007-PLN-AGE-58-54-3576	General notes	Drawing	1	CIVIL -1	VENDOR	6/5/2013
1488	6007-PLN-AGE-58-54-3577	Connections plan view	Drawing	2	CIVIL -1	VENDOR	6/14/2013
1489	6007-PLN-AGE-58-54-3578	Connections sections	Drawing	2	CIVIL -1	VENDOR	6/14/2013
1490	6007-CAL-AGE-58-54-7575	Calculation report	Calculation	1	CIVIL -1	VENDOR	6/6/2013
1491	6007-PLN-AGE-58-54-7575	Cover sheet	Drawing	0	CIVIL -1	VENDOR	5/14/2013
1492	6007-PLN-AGE-58-54-7576	General notes	Drawing	1	CIVIL -1	VENDOR	6/5/2013
1493	6007-PLN-AGE-58-54-7577	Connections plan view	Drawing	2	CIVIL -1	VENDOR	6/14/2013
1494	6007-PLN-AGE-58-54-7578	Connections sections	Drawing	2	CIVIL -1	VENDOR	6/14/2013
1495	6007-CAL-AGE-16-54-4020_R00.pdf	Calculation report	Calculation	0	CIVIL -1	VENDOR	6/7/2013
1496	6007-PLN-AGE-16-54-4020-R00.pdf	Cover sheet	Drawing	0	CIVIL -1	VENDOR	6/7/2013
1497	6007-PLN-AGE-16-54-4021-R01.pdf	General notes	Drawing	1	CIVIL -1	VENDOR	6/18/2013
1498	6007-PLN-AGE-16-54-4022-R00.pdf	Connections	Drawing	0	CIVIL -1	VENDOR	6/7/2013
1499	6007-PLN-AGE-16-54-4023-R01.pdf	Connections. Details 1	Drawing	1	CIVIL -1	VENDOR	6/18/2013
1500	6007-PLN-AGE-16-54-4024-R01.pdf	Connections. Details 2	Drawing	1	CIVIL -1	VENDOR	6/18/2013
1501	6007-CAL-AGE-16-54-8020_R00.pdf	Calculation report	Calculation	0	CIVIL -1	VENDOR	6/7/2013
1502	6007-PLN-AGE-16-54-8020-R00.pdf	Cover sheet	Drawing	0	CIVIL -1	VENDOR	6/7/2013
1503	6007-PLN-AGE-16-54-8021-R01.pdf	General notes	Drawing	1	CIVIL -1	VENDOR	6/18/2013
1504	6007-PLN-AGE-16-54-8022-R00.pdf	Connections	Drawing	0	CIVIL -1	VENDOR	6/7/2013
1505	6007-PLN-AGE-16-54-8023-R01.pdf	Connections. Details 1	Drawing	1	CIVIL -1	VENDOR	6/18/2013
1506	6007-PLN-AGE-16-54-8024-R01.pdf	Connections. Details 2	Drawing	1	CIVIL -1	VENDOR	6/18/2013
1507	FoundationCalcs_20130529_s_ds2	Structural Calculations	Calculation	1	CIVIL -1	VENDOR	6/19/2013
1508	MojaveFoundation20130531_S01_ds	General Structures notes	letter	1	CIVIL -1	VENDOR	6/19/2013
1509	MojaveFoundation20130531_S11_ds	Mat Foundation Plan - Alpha and Beta Site	letter	1	CIVIL -1	VENDOR	6/19/2013
1510	MojaveFoundation20130531_S21_ds	Floor Framing Plan - Alpha and Beta Site	letter	1	CIVIL -1	VENDOR	6/19/2013
1511	MojaveFoundation20130531_S31_ds	Foundation Details	letter	1	CIVIL -1	VENDOR	6/19/2013
1512	6007-PLN-AGE-11-50-0002	Plan 1	Drawing	5	CIVIL -1	VENDOR	5/28/2013
1513	6007-PLN-AGE-11-50-0003	Plan 2	Drawing	5	CIVIL -1	VENDOR	5/28/2013
1514	6007-PLN-AGE-11-50-0004	Plan 3	Drawing	5	CIVIL -1	VENDOR	5/28/2013
1515	6007-PLN-AGE-29-50-6200	Cover Sheet	Drawing	1	CIVIL -1	VENDOR	6/6/2013
1516	6007-PLN-AGE-29-50-6201	General Notes	Drawing	1	CIVIL -1	VENDOR	6/6/2013
1517	6007-PLN-AGE-29-50-6202	Plan 1	Drawing	1	CIVIL -1	VENDOR	6/6/2013
1518	6007-PLN-AGE-29-50-6203	Plan 2	Drawing	1	CIVIL -1	VENDOR	6/6/2013
1519	6007-PLN-AGE-29-50-6204	Plan 3	Drawing	1	CIVIL -1	VENDOR	6/6/2013
1520	6007-PLN-AGE-29-50-6205	Plan 4	Drawing	1	CIVIL -1	VENDOR	6/6/2013
1521	6007-PLN-AGE-29-50-6206	Cross section and details	Drawing	0	CIVIL -1	VENDOR	6/6/2013
1522	6007-PLN-CTS-58-52-1300_R2s	Alpha Site Generator Mat Slab. General and Structural Notes	Drawing	2	CIVIL -1	VENDOR	6/13/2013
1523	6007-PLN-CTS-58-52-1301_R2s	Alpha Site Generator Mat Slab. Foundation Plans	Drawing	2	CIVIL -1	VENDOR	6/13/2013
1524	6007-PLN-CTS-58-52-1302_R2s	Alpha Site Generator Mat Slab. Structural Details	Drawing	2	CIVIL -1	VENDOR	6/13/2013
1525	6007-PLN-CTS-58-52-5300_R2s	Beta Site Generator Mat Slab. General and Structural Notes	Drawing	2	CIVIL -1	VENDOR	6/13/2013
1526	6007-PLN-CTS-58-52-5301_R2s	Beta Site Generator Mat Slab. Foundation Plans	Drawing	2	CIVIL -1	VENDOR	6/13/2013
1527	6007-PLN-CTS-58-52-5302_R2s	Beta Site Generator Mat Slab. Structural Details	Drawing	2	CIVIL -1	VENDOR	6/13/2013
1528	6007-PLN-CTS-53-52-1500_R1s	Alpha. Cooling Tower Chemical Feed System. General Structural Notes	Drawing	1	CIVIL -1	VENDOR	6/13/2013
1529	6007-PLN-CTS-53-52-1501_R1s	Alpha. Cooling Tower Chemical Feed System. Foundation Plan	Drawing	1	CIVIL -1	VENDOR	6/13/2013
1530	6007-PLN-CTS-53-52-5500_R1s	Beta. Cooling Tower Chemical Feed System. General Structural Notes	Drawing	1	CIVIL -1	VENDOR	6/13/2013
1531	6007-PLN-CTS-53-52-5501_R1s	Beta. Cooling Tower Chemical Feed System. Foundation Plan	Drawing	1	CIVIL -1	VENDOR	6/13/2013
1532	6007-CAL-AGE-57-54-2200	Calc report. Structural Steel Frames. North-East field	Calculation	7	CIVIL -1	VENDOR	6/17/2013
1533	6007-PLN-AGE-57-54-2200	Cover sheet. Structural Steel Frames. North-East field	Drawing	3	CIVIL -1	VENDOR	5/3/2013
1534	6007-PLN-AGE-57-54-2201	General notes. Structural Steel Frames. North-East field	Drawing	5	CIVIL -1	VENDOR	5/3/2013
1535	6007-PLN-AGE-57-54-2202	Frames and details I. Structural Steel Frames. North-East field	Drawing	5	CIVIL -1	VENDOR	5/3/2013
1536	6007-CAL-AGE-57-54-2210	Calc report. Structural Steel Frames. East field	Calculation	6	CIVIL -1	VENDOR	6/17/2013
1537	6007-PLN-AGE-57-54-2210	Cover sheet. Structural Steel Frames. East field	Drawing	3	CIVIL -1	VENDOR	6/17/2013
1538	6007-PLN-AGE-57-54-2211	General notes. Structural Steel Frames. East field	Drawing	7	CIVIL -1	VENDOR	5/3/2013
1539	6007-PLN-AGE-57-54-2212	Frames and details I. Structural Steel Frames. East field	Drawing	6	CIVIL -1	VENDOR	6/17/2013
1540	6007-PLN-AGE-57-54-2213	Frames and details II. Structural Steel Frames. East field	Drawing	6	CIVIL -1	VENDOR	6/17/2013
1541	6007-CAL-AGE-57-54-2220	Calc report. Structural Steel Frames. North-West field	Calculation	6	CIVIL -1	VENDOR	6/17/2013
1542	6007-PLN-AGE-57-54-2220	Cover sheet. Structural Steel Frames. North-West field	Drawing	5	CIVIL -1	VENDOR	6/17/2013
1543	6007-PLN-AGE-57-54-2221	General notes. Structural Steel Frames. North-West field	Drawing	7	CIVIL -1	VENDOR	6/17/2013
1544	6007-PLN-AGE-57-54-2222	Frames and details I. Structural Steel Frames. North-West field	Drawing	6	CIVIL -1	VENDOR	6/17/2013
1545	6007-PLN-AGE-57-54-2223	Frames and details II. Structural Steel Frames. North-West field	Drawing	6	CIVIL -1	VENDOR	6/17/2013
1546	6007-PLN-AGE-57-54-2224	Frames and details III. Structural Steel Frames. North-West field	Drawing	6	CIVIL -1	VENDOR	6/17/2013
1547	6007-CAL-AGE-57-54-2230	Calc report. Structural Steel Frames. West field	Calculation	6	CIVIL -1	VENDOR	5/3/2013
1548	6007-PLN-AGE-57-54-2230	Cover sheet. Structural Steel Frames. West field	Drawing	2	CIVIL -1	VENDOR	5/3/2013
1549	6007-PLN-AGE-57-54-2231	General notes. Structural Steel Frames. West field	Drawing	6	CIVIL -1	VENDOR	5/3/2013
1550	6007-PLN-AGE-57-54-2232	Frames and details I. Structural Steel Frames. West field	Drawing	5	CIVIL -1	VENDOR	5/3/2013
1551	6007-PLN-AGE-57-54-2233	Frames and details II. Structural Steel Frames. West field	Drawing	5	CIVIL -1	VENDOR	6/17/2013
1552	6007-CAL-AGE-57-54-4950	Calc report. Structural Steel Frames. PSV East field	Calculation	5	CIVIL -1	VENDOR	6/17/2013
1553	6007-PLN-AGE-57-54-4950	Cover sheet. Structural Steel Frames. PSV East field	Drawing	2	CIVIL -1	VENDOR	5/3/2013
1554	6007-PLN-AGE-57-54-4951	General notes. Structural Steel Frames. PSV East field	Drawing	4	CIVIL -1	VENDOR	5/3/2013
1555	6007-PLN-AGE-57-54-4952	Frames and details I. Structural Steel Frames. PSV East field	Drawing	3	CIVIL -1	VENDOR	5/3/2013
1556	6007-CAL-AGE-58-54-3600	Calc report. Structural Steel Frames. North Central Plant	Calculation	4	CIVIL -1	VENDOR	5/3/2013
1557	6007-PLN-AGE-58-54-3600	Cover sheet. Structural Steel Frames. North Central Plant	Drawing	3	CIVIL -1	VENDOR	5/3/2013
1558	6007-PLN-AGE-58-54-3601	General notes. Structural Steel Frames. North Central Plant	Drawing	5	CIVIL -1	VENDOR	6/17/2013
1559	6007-PLN-AGE-58-54-3602	Frames and details I. Structural Steel Frames. North Central Plant	Drawing	3	CIVIL -1	VENDOR	5/3/2013
1560	6007-CAL-AGE-57-54-6220	Calc report. Structural Steel Frames. North field	Calculation	4	CIVIL -1	VENDOR	5/3/2013
1561	6007-PLN-AGE-57-54-6260	Cover sheet. Structural Steel Frames. North field	Drawing	1	CIVIL -1	VENDOR	6/17/2013
1562	6007-PLN-AGE-57-54-6261	General notes. Structural Steel Frames. North field	Drawing	4	CIVIL -1	VENDOR	5/3/2013
1563	6007-PLN-AGE-57-54-6262	Frames and details I. Structural Steel Frames. North field	Drawing	2	CIVIL -1	VENDOR	6/17/2013
1564	6007-PLN-AGE-57-54-6263	Frames and details II. Structural Steel Frames. North field	Drawing	1	CIVIL -1	VENDOR	5/3/2013
1565	6007-PLN-AGE-57-54-6264	Frames and details III. Structural Steel Frames. North field	Drawing	2	CIVIL -1	VENDOR	5/3/2013
1566	6007-CAL-AGE-57-54-6200	Calc report. Structural Steel Frames. South field	Calculation	4	CIVIL -1	VENDOR	5/3/2013
1567	6007-PLN-AGE-57-54-6200	Cover sheet. Structural Steel Frames. South field	Drawing	1	CIVIL -1	VENDOR	6/17/2013
1568	6007-PLN-AGE-57-54-6201	General notes. Structural Steel Frames. South field	Drawing	4	CIVIL -1	VENDOR	6/17/2013
1569	6007-PLN-AGE-57-54-6202	Frames and details I. Structural Steel Frames. South field	Drawing	2	CIVIL -1	VENDOR	6/17/2013
1570	6007-PLN-AGE-57-54-6203	Frames and details II. Structural Steel Frames. South field	Drawing	1	CIVIL -1	VENDOR	6/17/2013
1571	6007-PLN-AGE-57-54-6204	Frames and details III. Structural Steel Frames. South field	Drawing	2	CIVIL -1	VENDOR	6/17/2013
1572	6007-PLN-AGE-57-54-6205	Frames and details IV. Structural Steel Frames. South field	Drawing	2	CIVIL -1	VENDOR	5/3/2013
1573	6007-CAL-AGE-57-54-6210	Calc report. Structural Steel Frames. West field	Calculation	5	CIVIL -1	VENDOR	6/17/2013
1574	6007-PLN-AGE-57-54-6240	Cover sheet. Structural Steel Frames. West field	Drawing	2	CIVIL -1	VENDOR	5/3/2013
1575	6007-PLN-AGE-57-54-6241	General notes. Structural Steel Frames. West field	Drawing	4	CIVIL -1	VENDOR	6/17/2013
1576	6007-PLN-AGE-57-54-6242	Frames and details I. Structural Steel Frames. West field	Drawing	4	CIVIL -1	VENDOR	6/17/2013
1577	6007-CAL-AGE-57-54-6230	Calc report. Structural Steel Frames. Far West field	Calculation	5	CIVIL -1	VENDOR	6/17/2013
1578	6007-PLN-AGE-57-54-6280	Cover sheet. Structural Steel Frames. Far West field	Drawing	1	CIVIL -1	VENDOR	6/17/2013
1579	6007-PLN-AGE-57-54-6281	General notes. Structural Steel Frames. Far West field	Drawing	4	CIVIL -1	VENDOR	6/17/2013
1580	6007-PLN-AGE-57-54-6282	Frames and details I. Structural Steel Frames. Far West field	Drawing	4	CIVIL -1	VENDOR	6/17/2013
1581	6007-PLN-AGE-57-54-6283	Frames and details II. Structural Steel Frames. Far West field	Drawing	4	CIVIL -1	VENDOR	6/17/2013
1582	6007-CAL-AGE-57-54-7950	Calc report. Structural Steel Frames. PSV East field	Calculation	4	CIVIL -1	VENDOR	5/3/2013
1583	6007-PLN-AGE-57-54-7950	Cover sheet. Structural Steel Frames. PSV East field	Drawing	1	CIVIL -1	VENDOR	5/3/2013
1584	6007-PLN-AGE-57-54-7951	General notes. Structural Steel Frames. PSV East field	Drawing	3	CIVIL -1	VENDOR	5/3/2013
1585	6007-PLN-AGE-57-54-7952	Frames and details I. Structural Steel Frames. PSV East field	Drawing	2	CIVIL -1	VENDOR	6/17/2013
1586	6007-CAL-AGE-57-54-7960	Calc report. Structural Steel Frames. PSV West field	Calculation	5	CIVIL -1	VENDOR	5/3/2013

ABENER TEYMA MOJAVE

Compliance No.: GEN-2
Job : Mojave Solar Project
Date: 04/10/2012 Description: Civil Master Drawing List

Line No.	Sheet No.	Description	Type of Document	Revision Number	Applicable Condition of Certification	Vendor Supplied or EOR	Submittal Date
1587	6007-PLN-AGE-57-54-7960	Cover sheet. Structural Steel Frames. PSV West field	Drawing	2	CIVIL -1	VENDOR	5/3/2013
1588	6007-PLN-AGE-57-54-7961	General notes. Structural Steel Frames. PSV West field	Drawing	4	CIVIL -1	VENDOR	5/3/2013
1589	6007-PLN-AGE-57-54-7962	Frames and details I. Structural Steel Frames. PSV West field	Drawing	4	CIVIL -1	VENDOR	6/17/2013
1590	6007-CAL-AGE-58-54-6405	Calc report. Structural Steel Frames. South Central Plant	Calculation	4	CIVIL -1	VENDOR	6/17/2013
1591	6007-PLN-AGE-58-54-6400	Cover sheet. Structural Steel Frames. South Central Plant	Drawing	2	CIVIL -1	VENDOR	5/3/2013
1592	6007-PLN-AGE-58-54-6401	General notes. Structural Steel Frames. South Central Plant	Drawing	4	CIVIL -1	VENDOR	5/3/2013
1593	6007-PLN-AGE-58-54-6402	Frames and details I. Structural Steel Frames. South Central Plant	Drawing	3	CIVIL -1	VENDOR	6/17/2013
1594	6007-CAL-AGE-58-54-6410	Calc report. Structural Steel Frames. North Central Plant	Calculation	3	CIVIL -1	VENDOR	5/3/2013
1595	6007-PLN-AGE-58-54-6410	Cover sheet. Structural Steel Frames. North Central Plant	Drawing	4	CIVIL -1	VENDOR	5/3/2013
1596	6007-PLN-AGE-58-54-6411	General notes. Structural Steel Frames. North Central Plant	Drawing	4	CIVIL -1	VENDOR	6/17/2013
1597	6007-PLN-AGE-58-54-6412	Frames and details I. Structural Steel Frames. North Central Plant	Drawing	5	CIVIL -1	VENDOR	5/3/2013
1598	6007-PLN-AGE-58-54-6413	Frames and details II. Structural Steel Frames. North Central Plant	Drawing	5	CIVIL -1	VENDOR	5/3/2013
1599	6007-CAL-AGE-67-52-4600	Calculations report	Calculation	0	CIVIL -1	VENDOR	6/3/2013
1600	6007-PLN-AGE-67-52-4600	Cover Sheet	Drawing	1	CIVIL -1	VENDOR	6/25/2013
1601	6007-PLN-AGE-67-52-4620	General notes	Drawing	0	CIVIL -1	VENDOR	6/3/2013
1602	6007-PLN-AGE-67-52-4640	Plan	Drawing	1	CIVIL -1	VENDOR	6/25/2013
1603	6007-PLN-AGE-67-52-4641	Pipping support coordinates	Drawing	1	CIVIL -1	VENDOR	2/25/2013
1604	6007-PLN-AGE-67-52-4642	Details	Drawing	1	CIVIL -1	VENDOR	6/25/2013
1605	6007-PLN-AGE-67-52-4643	Anchor bolts	Drawing	0	CIVIL -1	VENDOR	6/3/2013
1606	6007-CAL-AGE-67-52-8600	Calculations report	Calculation	0	CIVIL -1	VENDOR	6/3/2013
1607	6007-PLN-AGE-67-52-8600	Cover Sheet	Drawing	1	CIVIL -1	VENDOR	6/25/2013
1608	6007-PLN-AGE-67-52-8620	General notes	Drawing	0	CIVIL -1	VENDOR	6/3/2013
1609	6007-PLN-AGE-67-52-8640	Plan	Drawing	1	CIVIL -1	VENDOR	6/25/2013
1610	6007-PLN-AGE-67-52-8641	Pipping support coordinates	Drawing	1	CIVIL -1	VENDOR	6/25/2013
1611	6007-PLN-AGE-67-52-8642	Details	Drawing	1	CIVIL -1	VENDOR	6/25/2013
1612	6007-PLN-AGE-67-52-8643	Anchor bolts	Drawing	0	CIVIL -1	VENDOR	6/3/2013
1613	6007-CAL-AGE-16-54-4020	Calculations report	Calculation	0	CIVIL -1	VENDOR	6/7/2013
1614	Input Data and Joint Forces Alpha	Input Data and Joint Forces Alpha	letter	0	CIVIL -1	VENDOR	6/17/2013
1615	6007-PLN-AGE-16-54-4020	Cover Sheet	Drawing	0	CIVIL -1	VENDOR	6/7/2013
1616	6007-PLN-AGE-16-54-4021	General notes	Drawing	2	CIVIL -1	VENDOR	6/25/2013
1617	6007-PLN-AGE-16-54-4022	Connections	Drawing	1	CIVIL -1	VENDOR	6/25/2013
1618	6007-PLN-AGE-16-54-4023	Details 1	Drawing	2	CIVIL -1	VENDOR	6/25/2013
1619	6007-PLN-AGE-16-54-4024	Details 2	Drawing	2	CIVIL -1	VENDOR	6/25/2013
1620	6007-CAL-AGE-16-54-8020	Calculations report	Calculation	0	CIVIL -1	VENDOR	6/7/2013
1621	Input Data and Joint Forces Beta	Input Data and Joint Forces Beta	letter	0	CIVIL -1	VENDOR	6/17/2013
1622	6007-PLN-AGE-16-54-8020	Cover Sheet	Drawing	0	CIVIL -1	VENDOR	6/7/2013
1623	6007-PLN-AGE-16-54-8021	General notes	Drawing	2	CIVIL -1	VENDOR	6/25/2013
1624	6007-PLN-AGE-16-54-8022	Connections	Drawing	1	CIVIL -1	VENDOR	6/25/2013
1625	6007-PLN-AGE-16-54-8023	Details 1	Drawing	2	CIVIL -1	VENDOR	6/25/2013
1626	6007-PLN-AGE-16-54-8024	Details 2	Drawing	2	CIVIL -1	VENDOR	6/25/2013
1627	6007-CAL-AGE-25-52-4600	Calculations report	Calculation	0	CIVIL -1	VENDOR	6/14/2013
1628	6007-PLN-AGE-25-52-4600	Cover Sheet	Drawing	1	CIVIL -1	VENDOR	6/20/2013
1629	6007-PLN-AGE-25-52-4620	General Notes	Drawing	1	CIVIL -1	VENDOR	6/20/2013
1630	6007-PLN-AGE-25-52-4640	Plans and details	Drawing	2	CIVIL -1	VENDOR	6/25/2013
1631	6007-CAL-AGE-25-52-8600	Calculations report	Calculation	0	CIVIL -1	VENDOR	6/14/2013
1632	6007-PLN-AGE-25-52-8600	Cover Sheet	Drawing	2	CIVIL -1	VENDOR	6/25/2013
1633	6007-PLN-AGE-25-52-8620	General Notes	Drawing	1	CIVIL -1	VENDOR	6/20/2013
1634	6007-PLN-AGE-25-52-8640	Plans and details	Drawing	2	CIVIL -1	VENDOR	6/25/2013
1635	6007-CAL-AGE-25-54-4160	Calculation report	Calculation	0	CIVIL -1	VENDOR	6/21/2013
1636	6007-PLN-AGE-25-54-4160	Cover Sheet	Drawing	0	CIVIL -1	VENDOR	6/21/2013
1637	6007-PLN-AGE-25-54-4161	General notes	Drawing	0	CIVIL -1	VENDOR	6/21/2013
1638	6007-PLN-AGE-25-54-4162	Plans and elevations	Drawing	0	CIVIL -1	VENDOR	6/21/2013
1639	6007-PLN-AGE-25-54-4163	Connections details	Drawing	0	CIVIL -1	VENDOR	6/21/2013
1640	6007-PLN-AGE-25-54-4164	Connections details	Drawing	0	CIVIL -1	VENDOR	6/21/2013
1641	6007-CAL-AGE-25-54-4260	Calculation report	Calculation	0	CIVIL -1	VENDOR	6/21/2013
1642	6007-PLN-AGE-25-54-4260	Cover Sheet	Drawing	0	CIVIL -1	VENDOR	6/21/2013
1643	6007-PLN-AGE-25-54-4261	General notes	Drawing	0	CIVIL -1	VENDOR	6/21/2013
1644	6007-PLN-AGE-25-54-4262	Plans	Drawing	0	CIVIL -1	VENDOR	6/21/2013
1645	6007-PLN-AGE-25-54-4263	Elevations	Drawing	0	CIVIL -1	VENDOR	6/21/2013
1646	6007-PLN-AGE-25-54-4264	Connections details	Drawing	0	CIVIL -1	VENDOR	6/21/2013
1647	6007-PLN-AGE-25-54-4265	Connections details	Drawing	0	CIVIL -1	VENDOR	6/21/2013
1648	6007-CAL-AGE-25-54-8160	Calculation report	Calculation	0	CIVIL -1	VENDOR	6/21/2013
1649	6007-PLN-AGE-25-54-8160	Cover Sheet	Drawing	0	CIVIL -1	VENDOR	6/21/2013
1650	6007-PLN-AGE-25-54-8161	General notes	Drawing	0	CIVIL -1	VENDOR	6/21/2013
1651	6007-PLN-AGE-25-54-8162	Plans and elevations	Drawing	0	CIVIL -1	VENDOR	6/21/2013
1652	6007-PLN-AGE-25-54-8163	Connections details	Drawing	0	CIVIL -1	VENDOR	6/21/2013
1653	6007-PLN-AGE-25-54-8164	Connections details	Drawing	0	CIVIL -1	VENDOR	6/21/2013
1654	6007-CAL-AGE-25-54-8260	Calculation report	Calculation	0	CIVIL -1	VENDOR	6/21/2013
1655	6007-PLN-AGE-25-54-8260	Cover Sheet	Drawing	0	CIVIL -1	VENDOR	6/21/2013
1656	6007-PLN-AGE-25-54-8261	General notes	Drawing	0	CIVIL -1	VENDOR	6/21/2013
1657	6007-PLN-AGE-25-54-8262	Plans	Drawing	0	CIVIL -1	VENDOR	6/21/2013
1658	6007-PLN-AGE-25-54-8263	Elevations	Drawing	0	CIVIL -1	VENDOR	6/21/2013
1659	6007-PLN-AGE-25-54-8264	Connections details	Drawing	0	CIVIL -1	VENDOR	6/21/2013
1660	6007-PLN-AGE-25-54-8265	Connections details	Drawing	0	CIVIL -1	VENDOR	6/21/2013
1661	6007-CAL-AGE-00-52-4080	Calculation report	Calculation	0	CIVIL -1	VENDOR	5/29/2013
1662	6007-PLN-AGE-00-52-4080	Cover Sheet	Drawing	0	CIVIL -1	VENDOR	5/29/2013
1663	6007-PLN-AGE-00-52-4081	General notes	Drawing	0	CIVIL -1	VENDOR	5/29/2013
1664	6007-PLN-AGE-00-52-4082	Foundations plan I	Drawing	0	CIVIL -1	VENDOR	5/29/2013
1665	6007-PLN-AGE-00-52-4083	Foundations plan II	Drawing	0	CIVIL -1	VENDOR	5/29/2013
1666	6007-PLN-AGE-00-52-4084	Coordinates	Drawing	1	CIVIL -1	VENDOR	6/18/2013
1667	6007-PLN-AGE-00-52-4085	Sections and details	Drawing	1	CIVIL -1	VENDOR	6/18/2013
1668	6007-CAL-AGE-00-52-8080	Calculation report	Calculation	0	CIVIL -1	VENDOR	5/29/2013
1669	6007-PLN-AGE-00-52-8080	Cover Sheet	Drawing	0	CIVIL -1	VENDOR	5/29/2013
1670	6007-PLN-AGE-00-52-8081	General notes	Drawing	0	CIVIL -1	VENDOR	5/29/2013
1671	6007-PLN-AGE-00-52-8082	Foundations plan I	Drawing	0	CIVIL -1	VENDOR	5/29/2013
1672	6007-PLN-AGE-00-52-8083	Foundations plan II	Drawing	0	CIVIL -1	VENDOR	5/29/2013
1673	6007-PLN-AGE-00-52-8084	Coordinates	Drawing	1	CIVIL -1	VENDOR	6/18/2013
1674	6007-PLN-AGE-00-52-8085	Sections and details I	Drawing	0	CIVIL -1	VENDOR	5/29/2013
1675	6007-PLN-AGE-00-52-8086	Sections and details II	Drawing	0	CIVIL -1	VENDOR	5/29/2013
1676	6007-CAL-AGE-67-54-4700	Calculation report	Calculation	1	CIVIL -1	VENDOR	6/25/2013
1677	6007-PLN-AGE-67-54-4700	Cover sheet	Drawing	2	CIVIL -1	VENDOR	6/25/2013
1678	6007-PLN-AGE-67-54-4720	General notes	Drawing	1	CIVIL -1	VENDOR	6/25/2013
1679	6007-PLN-AGE-67-54-4740	Plan view	Drawing	1	CIVIL -1	VENDOR	6/25/2013
1680	6007-PLN-AGE-67-54-4741	Details	Drawing	2	CIVIL -1	VENDOR	7/3/2013
1681	6007-CAL-AGE-67-54-8700	Calculation report	Calculation	1	CIVIL -1	VENDOR	6/25/2013
1682	6007-PLN-AGE-67-54-8700	Cover sheet	Drawing	2	CIVIL -1	VENDOR	7/3/2013
1683	6007-PLN-AGE-67-54-8720	General notes	Drawing	1	CIVIL -1	VENDOR	6/25/2013
1684	6007-PLN-AGE-67-54-8740	Plan view	Drawing	1	CIVIL -1	VENDOR	6/25/2013
1685	6007-PLN-AGE-67-54-8741	Details	Drawing	2	CIVIL -1	VENDOR	7/3/2013
1686	6007-PLN-AGE-00-52-4600_R00.pdf	Cover sheet	Drawing	0	CIVIL -1	VENDOR	5/24/2013
1687	6007-PLN-AGE-00-52-4601_R00.pdf	General notes	Drawing	0	CIVIL -1	VENDOR	5/24/2013
1688	6007-PLN-AGE-00-52-4602_R00.pdf	Foundation plan I	Drawing	0	CIVIL -1	VENDOR	5/24/2013
1689	6007-PLN-AGE-00-52-4603_R00.pdf	Foundation plan II	Drawing	0	CIVIL -1	VENDOR	5/24/2013
1690	6007-PLN-AGE-00-52-4604_R00.pdf	Foundation plan III	Drawing	0	CIVIL -1	VENDOR	5/24/2013
1691	6007-PLN-AGE-00-52-4605_R00.pdf	Coordinates	Drawing	0	CIVIL -1	VENDOR	5/24/2013
1692	6007-PLN-AGE-00-52-4606_R00.pdf	Sections and details	Drawing	0	CIVIL -1	VENDOR	5/24/2013
1693	6007-CAL-AGE-00-52-4600-R00.pdf	Calculation report	Calculation	0	CIVIL -1	VENDOR	5/24/2013
1694	6007-PLN-AGE-00-54-4600_R00.pdf	Cover sheet	Drawing	0	CIVIL -1	VENDOR	5/24/2013
1695	6007-PLN-AGE-00-54-4601_R00.pdf	General notes	Drawing	0	CIVIL -1	VENDOR	5/24/2013
1696	6007-PLN-AGE-00-54-4602_R00.pdf	Steel plan I	Drawing	0	CIVIL -1	VENDOR	5/24/2013

ABENER TEYMA MOJAVE

Compliance No.: GEN-2
Job : Mojave Solar Project
Date: 04/10/2012 Description: Civil Master Drawing List

Line No.	Sheet No.	Description	Type of Document	Revision Number	Applicable Condition of Certification	Vendor Supplied or EOR	Submittal Date
1697	6007-PLN-AGE-00-54-4603_R00.pdf	Steel plan II	Drawing	0	CIVIL -1	VENDOR	5/24/2013
1698	6007-PLN-AGE-00-54-4604_R00.pdf	Steel plan III	Drawing	0	CIVIL -1	VENDOR	5/24/2013
1699	6007-PLN-AGE-00-54-4605_R00.pdf	Coordinates I	Drawing	0	CIVIL -1	VENDOR	5/24/2013
1700	6007-PLN-AGE-00-54-4606_R00.pdf	Coordinates II	Drawing	0	CIVIL -1	VENDOR	5/24/2013
1701	6007-PLN-AGE-00-54-4607_R00.pdf	Coordinates III	Drawing	0	CIVIL -1	VENDOR	5/24/2013
1702	6007-PLN-AGE-00-54-4608_R00.pdf	Sections and details I	Drawing	0	CIVIL -1	VENDOR	5/24/2013
1703	6007-PLN-AGE-00-54-4609_R00.pdf	Sections and details II	Drawing	0	CIVIL -1	VENDOR	5/24/2013
1704	6007-PLN-AGE-00-54-4610_R00.pdf	Sections and details III	Drawing	0	CIVIL -1	VENDOR	5/24/2013
1705	6007-CAL-AGE-00-54-4600-R00.pdf	Calculation report	Calculation	0	CIVIL -1	VENDOR	5/24/2013
1706	6007-PLN-AGE-00-52-8600_R00.pdf	Cover sheet	Drawing	0	CIVIL -1	VENDOR	5/24/2013
1707	6007-PLN-AGE-00-52-8601_R00.pdf	General notes	Drawing	0	CIVIL -1	VENDOR	5/24/2013
1708	6007-PLN-AGE-00-52-8602_R00.pdf	Foundation plan I	Drawing	0	CIVIL -1	VENDOR	5/24/2013
1709	6007-PLN-AGE-00-52-8603_R00.pdf	Foundation plan II	Drawing	0	CIVIL -1	VENDOR	5/24/2013
1710	6007-PLN-AGE-00-52-8604_R00.pdf	Foundation plan III	Drawing	0	CIVIL -1	VENDOR	5/24/2013
1711	6007-PLN-AGE-00-52-8605_R00.pdf	Coordinates	Drawing	0	CIVIL -1	VENDOR	5/24/2013
1712	6007-PLN-AGE-00-52-8606_R00.pdf	Sections and details	Drawing	0	CIVIL -1	VENDOR	5/24/2013
1713	6007-CAL-AGE-00-52-8600-R00.pdf	Calculation report	Calculation	0	CIVIL -1	VENDOR	5/24/2013
1714	6007-PLN-AGE-00-54-8600_R00.pdf	Cover sheet	Drawing	0	CIVIL -1	VENDOR	5/24/2013
1715	6007-PLN-AGE-00-54-8601_R00.pdf	General notes	Drawing	0	CIVIL -1	VENDOR	5/24/2013
1716	6007-PLN-AGE-00-54-8602_R00.pdf	Steel plan I	Drawing	0	CIVIL -1	VENDOR	5/24/2013
1717	6007-PLN-AGE-00-54-8603_R00.pdf	Steel plan II	Drawing	0	CIVIL -1	VENDOR	5/24/2013
1718	6007-PLN-AGE-00-54-8604_R00.pdf	Steel plan III	Drawing	0	CIVIL -1	VENDOR	5/24/2013
1719	6007-PLN-AGE-00-54-8605_R00.pdf	Coordinates I	Drawing	0	CIVIL -1	VENDOR	5/24/2013
1720	6007-PLN-AGE-00-54-8606_R00.pdf	Coordinates II	Drawing	0	CIVIL -1	VENDOR	5/24/2013
1721	6007-PLN-AGE-00-54-8607_R00.pdf	Coordinates III	Drawing	0	CIVIL -1	VENDOR	5/24/2013
1722	6007-PLN-AGE-00-54-8608_R00.pdf	Sections and details I	Drawing	0	CIVIL -1	VENDOR	5/24/2013
1723	6007-CAL-AGE-00-54-8600-R00.pdf	Calculation report	Calculation	0	CIVIL -1	VENDOR	5/24/2013
1724	6007-PLN-AGE-00-50-S001	General civil and structural notes	Drawing	3	CIVIL -1	VENDOR	3/15/2013
1725	6007-PLN-AGE-00-50-S001	General civil and structural notes	Drawing	3	CIVIL -1	VENDOR	7/8/2013
1726	6007-PLN-AGE-00-02-L003	Central Plant Layout Alpha Plant	Drawing	12	CIVIL -1	VENDOR	7/12/2013
1727	6007-PLN-AGE-00-02-L004	Central Plant Layout Beta Plant	Drawing	12	CIVIL -1	VENDOR	7/12/2013
1728	6007-PLN-CTS-58-52-1201	Alpha Site Fire Protection Foundation Plans	Drawing	5	CIVIL -1	VENDOR	7/12/2013
1729	6007-PLN-CTS-58-52-5201	Beta Site Fire Protection Foundation Plans	Drawing	5	CIVIL -1	VENDOR	7/12/2013
1730	6007-PLN-ATM-00-33-FPV1	Grounding Ring for Fire Protection Alpha	Drawing	0	CIVIL -1	VENDOR	7/12/2013
1731	6007-PLN-ATM-00-33-FPV2	Grounding Ring for Fire Protection Beta	Drawing	0	CIVIL -1	VENDOR	7/12/2013
1732	6007-PLN-CTS-57-52-1701_R1	FOUNDATION PLAN – BLDGS 101 AND 102	Drawing	1	CIVIL -1	VENDOR	7/15/2013
1733	6007-PLN-CTS-57-52-1702_R1	FOUNDATION PLAN – BLDGS 103 AND 104	Drawing	1	CIVIL -1	VENDOR	7/15/2013
1734	6007-PLN-CTS-57-52-1703_R1	FOUNDATION DETAILS	Drawing	1	CIVIL -1	VENDOR	7/15/2013
1735	6007-PLN-CTS-57-52-6701_R1	FOUNDATION PLAN – BLDGS 105 AND 106	Drawing	1	CIVIL -1	VENDOR	7/15/2013
1736	6007-PLN-CTS-57-52-6702_R1	FOUNDATION PLAN – BLDGS 107 AND 108	Drawing	1	CIVIL -1	VENDOR	7/15/2013
1737	6007-PLN-CTS-57-52-6703_R1	FOUNDATION PLAN – BULDG 109	Drawing	1	CIVIL -1	VENDOR	7/15/2013
1738	6007-PLN-CTS-57-52-6704 R1	FOUNDATION DETAILS	Drawing	1	CIVIL -1	VENDOR	7/15/2013
1739	6007-PLN-CTS-53-52-1500	Revised Seismic Notes	Drawing	2	CIVIL -1	VENDOR	7/15/2013
1740	6007-CAL-CTS-53-52-1500	Revised Calculations	Calculation	1	CIVIL -1	VENDOR	7/15/2013
1741	6007-CAL-CTS-53-52-1501	City Response Letter	Calculation	1	CIVIL -1	VENDOR	7/15/2013
1742	6007-PLN-CTS-53-52-5500	Revised Seismic Notes	Drawing	2	CIVIL -1	VENDOR	7/15/2013
1743	6007-CAL-CTS-53-52-5500	Revised Calculations	Calculation	1	CIVIL -1	VENDOR	7/15/2013
1744	6007-CAL-CTS-53-52-5501	City Response Letter	Calculation	1	CIVIL -1	VENDOR	7/15/2013
1745	6007-PLN-CTS-58-52-1300	GENERAL STRUCTURAL NOTES	Drawing	3	CIVIL -1	VENDOR	7/15/2013
1746	6007-CAL-CTS-58-52-1300	STRUCTURAL CALCULATIONS	Calculation	1	CIVIL -1	VENDOR	7/15/2013
1747	6007-CAL-CTS-58-52-1301	STRUCTURAL RESPONSE LETTER	Calculation	0	CIVIL -1	VENDOR	7/15/2013
1748	6007-PLN-CTS-58-52-5300	GENERAL STRUCTURAL NOTES	Drawing	3	CIVIL -1	VENDOR	7/15/2013
1749	6007-CAL-CTS-58-52-5300	STRUCTURAL CALCULATIONS	Calculation	1	CIVIL -1	VENDOR	7/15/2013
1750	6007-CAL-CTS-58-52-5301	STRUCTURAL RESPONSE LETTER	Calculation	0	CIVIL -1	VENDOR	7/15/2013
1751	6007-CAL-AGE-67-52-4600	Calculation report	Calculation	1	CIVIL -1	VENDOR	7/15/2013
1752	6007-PLN-AGE-67-52-4600	Cover sheet	Drawing	1	CIVIL -1	VENDOR	7/15/2013
1753	6007-PLN-AGE-67-52-4620	General notes	Drawing	0	CIVIL -1	VENDOR	7/15/2013
1754	6007-PLN-AGE-67-52-4640	Plan	Drawing	2	CIVIL -1	VENDOR	7/15/2013
1755	6007-PLN-AGE-67-52-4641	Piping support coordinates	Drawing	1	CIVIL -1	VENDOR	7/15/2013
1756	6007-PLN-AGE-67-52-4642	Details	Drawing	2	CIVIL -1	VENDOR	7/15/2013
1757	6007-PLN-AGE-67-52-4643	Anchor bolts	Drawing	0	CIVIL -1	VENDOR	7/15/2013
1758	6007-CAL-AGE-67-52-8600	Calculation report	Calculation	1	CIVIL -1	VENDOR	7/15/2013
1759	6007-PLN-AGE-67-52-8600	Cover sheet	Drawing	1	CIVIL -1	VENDOR	7/15/2013
1760	6007-PLN-AGE-67-52-8620	General notes	Drawing	0	CIVIL -1	VENDOR	7/15/2013
1761	6007-PLN-AGE-67-52-8640	Plan	Drawing	2	CIVIL -1	VENDOR	7/15/2013
1762	6007-PLN-AGE-67-52-8641	Piping support coordinates	Drawing	1	CIVIL -1	VENDOR	7/15/2013
1763	6007-PLN-AGE-67-52-8642	Details	Drawing	2	CIVIL -1	VENDOR	7/15/2013
1764	6007-PLN-AGE-67-52-8643	Anchor bolts	Drawing	0	CIVIL -1	VENDOR	7/15/2013
1765	6007-PLN-AGE-25-52-4600	Cover sheet	Drawing	1	CIVIL -1	VENDOR	7/15/2013
1766	6007-PLN-AGE-25-52-4620	General Notes	Drawing	1	CIVIL -1	VENDOR	7/15/2013
1767	6007-PLN-AGE-25-52-4640	Plan & Details	Drawing	2	CIVIL -1	VENDOR	7/15/2013
1768	6007-CAL-AGE-25-52-4600	Calculation report	Calculation	1	CIVIL -1	VENDOR	7/15/2013
1769	6007-PLN-AGE-25-52-8600	Cover sheet	Drawing	2	CIVIL -1	VENDOR	7/15/2013
1770	6007-PLN-AGE-25-52-8620	General Notes	Drawing	1	CIVIL -1	VENDOR	7/15/2013
1771	6007-PLN-AGE-25-52-8640	Plan & Details	Drawing	2	CIVIL -1	VENDOR	7/15/2013
1772	6007-CAL-AGE-25-52-8600	Calculation report	Calculation	1	CIVIL -1	VENDOR	7/15/2013
1773	6007-PLN-AGE-58-52-2690	Cover sheet	Drawing	1	CIVIL -1	VENDOR	7/15/2013
1774	6007-PLN-AGE-58-52-2691	General Notes	Drawing	0	CIVIL -1	VENDOR	7/15/2013
1775	6007-PLN-AGE-58-52-2692	Fundation , Sections & Details	Drawing	1	CIVIL -1	VENDOR	7/15/2013
1776	6007-CAL-AGE-58-52-2690	Calculation report	Calculation	1	CIVIL -1	VENDOR	7/15/2013
1777	6007-PLN-AGE-58-52-6690	Cover sheet	Drawing	1	CIVIL -1	VENDOR	7/15/2013
1778	6007-PLN-AGE-58-52-6691	General Notes	Drawing	0	CIVIL -1	VENDOR	7/15/2013
1779	6007-PLN-AGE-58-52-6692	Fundation , Sections & Details	Drawing	1	CIVIL -1	VENDOR	7/15/2013
1780	6007-CAL-AGE-58-52-6690	Calculation report	Calculation	1	CIVIL -1	VENDOR	7/15/2013
1781	6007-PLN-AGE-00-50-S001	Gral. Civil and structure notes	Drawing	3	CIVIL -1	VENDOR	7/15/2013
1782	6007-CAL-MBS-18-60-0001	TITLE-24 MECHANICAL & ENVELOPE CALCS	Calculation	0	CIVIL -1	VENDOR	7/19/2013
1783	6007-CAL-MBS-18-54-0001	STRUCTURAL CALCULATIONS	Calculation	2	CIVIL -1	VENDOR	7/19/2013
1784	6007-CAL-MBS-18-52-0001	FOUNDATION CALCULATIONS	Calculation	2	CIVIL -1	VENDOR	7/19/2013
1785	6007-CAL-MBS-18-57-0001	ELEVATOR CALCULATIONS	Calculation	1	CIVIL -1	VENDOR	7/19/2013
1786	6007-CAL-MBS-18-40-0001	TITLE 24 ELECTRICAL CALCS	Calculation	0	CIVIL -1	VENDOR	7/19/2013
1787	6007-PLN-MBS-18-40-0001	ELECTRICAL POWER PLAN (1st STORY)	Drawing	1	CIVIL -1	VENDOR	7/19/2013
1788	6007-PLN-MBS-18-40-0002	ELECTRICAL POWER PLAN (2nd STORY)	Drawing	1	CIVIL -1	VENDOR	7/19/2013
1789	6007-PLN-MBS-18-40-0003	ELECTRICAL LIGHTING PLAN (1st STORY)	Drawing	1	CIVIL -1	VENDOR	7/19/2013
1790	6007-PLN-MBS-18-40-0004	ELECTRICAL LIGHTING PLAN (2nd STORY)	Drawing	1	CIVIL -1	VENDOR	7/19/2013
1791	6007-PLN-MBS-18-40-0005	ELECTRICAL NOTES, DETAILS, SINGLE LINE DIAGRAM & PANEL SCHEDULES	Drawing	1	CIVIL -1	VENDOR	7/19/2013
1792	6007-PLN-MBS-18-52-0001	FOUNDATION PLAN	Drawing	3	CIVIL -1	VENDOR	7/19/2013
1793	6007-PLN-MBS-18-52-0002	FOUNDATION DETAILS	Drawing	3	CIVIL -1	VENDOR	7/19/2013
1794	6007-PLN-MBS-18-52-0003	FOUNDATION DETAILS	Drawing	3	CIVIL -1	VENDOR	7/19/2013
1795	6007-PLN-MBS-18-52-0004	FOUNDATION DETAILS	Drawing	3	CIVIL -1	VENDOR	7/19/2013
1796	6007-PLN-MBS-18-54-0001	COVER SHEET & BUILDING DATA	Drawing	2	CIVIL -1	VENDOR	7/19/2013
1797	6007-PLN-MBS-18-54-0002	OVERALL STRUCTURAL KEY PLAN (LOWER STORY)	Drawing	3	CIVIL -1	VENDOR	7/19/2013
1798	6007-PLN-MBS-18-54-0003	STRUCTURAL KEY PLANS (LOWER STORY)	Drawing	0	CIVIL -1	VENDOR	7/19/2013
1799	6007-PLN-MBS-18-54-0004	STRUCTURAL KEY PLANS (LOWER STORY)	Drawing	0	CIVIL -1	VENDOR	7/19/2013
1800	6007-PLN-MBS-18-54-0005	STRUCTURAL KEY PLANS (LOWER STORY)	Drawing	1	CIVIL -1	VENDOR	7/19/2013
1801	6007-PLN-MBS-18-54-0006	OVERALL STRUCTURAL KEY PLAN (UPPER STORY)	Drawing	0	CIVIL -1	VENDOR	7/19/2013
1802	6007-PLN-MBS-18-54-0007	STRUCTURAL KEY PLAN (UPPER STORY)	Drawing	0	CIVIL -1	VENDOR	7/19/2013
1803	6007-PLN-MBS-18-54-0008	TYPICAL TRANSVERSE CROSS SECTION	Drawing	0	CIVIL -1	VENDOR	7/19/2013
1805	6007-PLN-MBS-18-54-0009	TYPICAL LONGITUDINAL CROSS SECTION	Drawing	0	CIVIL -1	VENDOR	7/19/2013
1806	6007-PLN-MBS-18-54-0010	TYPICAL FLOOR FRAMING DESIGN	Drawing	2	CIVIL -1	VENDOR	7/19/2013
1807	6007-PLN-MBS-18-54-0011	TYPICAL FLOOR FRAMING DESIGN	Drawing	2	CIVIL -1	VENDOR	7/19/2013

ABENER TEYMA MOJAVE

Compliance No.: GEN-2
Job : Mojave Solar Project
Date: 04/10/2012 Description: Civil Master Drawing List

Line No.	Sheet No.	Description	Type of Document	Revision Number	Applicable Condition of Certification	Vendor Supplied or EOR	Submittal Date
1808	6007-PLN-MBS-18-54-0012	AXLE & HITCH DESIGN	Drawing	0	CIVIL -1	VENDOR	7/19/2013
1809	6007-PLN-MBS-18-54-0013	WALL FRAMING	Drawing	2	CIVIL -1	VENDOR	7/19/2013
1810	6007-PLN-MBS-18-54-0014	ROOF FRAMING PLAN & DETAILS	Drawing	1	CIVIL -1	VENDOR	7/19/2013
1811	6007-PLN-MBS-18-54-0015	ROOF FRAMING PLAN & DETAILS	Drawing	0	CIVIL -1	VENDOR	7/19/2013
1812	6007-PLN-MBS-18-54-0016	ROOF FRAMING PLAN & DETAILS	Drawing	2	CIVIL -1	VENDOR	7/19/2013
1813	6007-PLN-MBS-18-54-0017	UPPER TO LOWER STORY CONNECTION	Drawing	0	CIVIL -1	VENDOR	7/19/2013
1814	6007-PLN-MBS-18-54-0018	INTERIOR STAIR CONSTRUCTION	Drawing	0	CIVIL -1	VENDOR	7/19/2013
1815	6007-PLN-MBS-18-54-0019	EXTERIOR STAIR CONSTRUCTION	Drawing	2	CIVIL -1	VENDOR	7/19/2013
1816	6007-PLN-MBS-18-57-0001	MODULAR ELEVATOR COVER SHEET	Drawing	2	CIVIL -1	VENDOR	7/19/2013
1817	6007-PLN-MBS-18-57-0001(1)	COVER SHEET & BUILDING DATA	Drawing	1	CIVIL -1	VENDOR	7/19/2013
1818	6007-PLN-MBS-18-57-0002	GENERAL NOTES & ABBREVIATIONS	Drawing	2	CIVIL -1	VENDOR	7/19/2013
1819	6007-PLN-MBS-18-57-0002(1)	FLOOR PLAN	Drawing	2	CIVIL -1	VENDOR	7/19/2013
1820	6007-PLN-MBS-18-57-0003	FOUNDATION DETAILS	Drawing	2	CIVIL -1	VENDOR	7/19/2013
1821	6007-PLN-MBS-18-57-0003(1)	FLOOR PLAN	Drawing	2	CIVIL -1	VENDOR	7/19/2013
1822	6007-PLN-MBS-18-57-0004	FOUNDATION PLAN	Drawing	2	CIVIL -1	VENDOR	7/19/2013
1823	6007-PLN-MBS-18-57-0004(1)	GENERAL NOTES & DETAILS	Drawing	1	CIVIL -1	VENDOR	7/19/2013
1824	6007-PLN-MBS-18-57-0005	HOISTWAY ROOF PLAN	Drawing	2	CIVIL -1	VENDOR	7/19/2013
1825	6007-PLN-MBS-18-57-0005(1)	REFLECTED CEILING PLAN	Drawing	1	CIVIL -1	VENDOR	7/19/2013
1826	6007-PLN-MBS-18-57-0006	HOISTWAY & ROOF DETAILS	Drawing	2	CIVIL -1	VENDOR	7/19/2013
1827	6007-PLN-MBS-18-57-0006(1)	REFLECTED CEILING PLAN	Drawing	1	CIVIL -1	VENDOR	7/19/2013
1828	6007-PLN-MBS-18-57-0007	HOISTWAY CROSS SECTIONS	Drawing	2	CIVIL -1	VENDOR	7/19/2013
1829	6007-PLN-MBS-18-57-0007(1)	REFLECTED CEILING PLAN	Drawing	1	CIVIL -1	VENDOR	7/19/2013
1830	6007-PLN-MBS-18-57-0008	HOISTWAY DETAILS	Drawing	2	CIVIL -1	VENDOR	7/19/2013
1831	6007-PLN-MBS-18-57-0008(1)	EXTERIOR ELEVATIONS	Drawing	1	CIVIL -1	VENDOR	7/19/2013
1832	6007-PLN-MBS-18-57-0009	MISCELLANEOUS DETAILS	Drawing	2	CIVIL -1	VENDOR	7/19/2013
1833	6007-PLN-MBS-18-57-0009(1)	EXTERIOR ELEVATIONS	Drawing	1	CIVIL -1	VENDOR	7/19/2013
1834	6007-PLN-MBS-18-57-0010	HOISTWAY WALL PANELS	Drawing	2	CIVIL -1	VENDOR	7/19/2013
1835	6007-PLN-MBS-18-57-0010(1)	ROOF PLAN	Drawing	2	CIVIL -1	VENDOR	7/19/2013
1836	6007-PLN-MBS-18-57-0011	MODULAR EQUIPMENT ROOM	Drawing	2	CIVIL -1	VENDOR	7/19/2013
1837	6007-PLN-MBS-18-57-0011(1)	MISC. DETAILS	Drawing	2	CIVIL -1	VENDOR	7/19/2013
1838	6007-PLN-MBS-18-57-0012	RAIL & POWER UNIT DETAILS	Drawing	2	CIVIL -1	VENDOR	7/19/2013
1839	6007-PLN-MBS-18-57-0012(1)	MISC. DETAILS	Drawing	1	CIVIL -1	VENDOR	7/19/2013
1840	6007-PLN-MBS-18-57-0013	ELEVATOR DATA	Drawing	2	CIVIL -1	VENDOR	7/19/2013
1841	6007-PLN-MBS-18-57-0013(1)	MISC. DETAILS	Drawing	1	CIVIL -1	VENDOR	7/19/2013
1842	6007-PLN-MBS-18-57-0014	ELEVATOR LATOUT	Drawing	2	CIVIL -1	VENDOR	7/19/2013
1843	6007-PLN-MBS-18-57-0014(1)	1ST STORY ROOF FRAMING	Drawing	1	CIVIL -1	VENDOR	7/19/2013
1844	6007-PLN-MBS-18-57-0015	ELEVATOR CAB	Drawing	2	CIVIL -1	VENDOR	7/19/2013
1845	6007-PLN-MBS-18-57-0015(1)	2ND STORY ROOF FRAMING	Drawing	1	CIVIL -1	VENDOR	7/19/2013
1846	6007-PLN-MBS-18-57-0016	ACCESS COMPLIANCE	Drawing	2	CIVIL -1	VENDOR	7/19/2013
1847	6007-PLN-MBS-18-57-0016(1)	LADDER DETAILS	Drawing	1	CIVIL -1	VENDOR	7/19/2013
1848	6007-PLN-MBS-18-60-0001	MECHANICAL LEGEND, NOTES & SCHEDULES	Drawing	1	CIVIL -1	VENDOR	7/19/2013
1849	6007-PLN-MBS-18-60-0002	MECHANICAL PLAN (1st STORY)	Drawing	1	CIVIL -1	VENDOR	7/19/2013
1850	6007-PLN-MBS-18-60-0003	MECHANICAL PLAN (2nd STORY)	Drawing	1	CIVIL -1	VENDOR	7/19/2013
1851	6007-PLN-MBS-18-60-0004	MECHANICAL DETAILS	Drawing	1	CIVIL -1	VENDOR	7/19/2013
1852	6007-PLN-MBS-18-82-0001	PLUMBING SUPPLY RISER DIAGRAMS	Drawing	1	CIVIL -1	VENDOR	7/19/2013
1853	6007-PLN-MBS-18-82-0002	PLUMBING WASTE RISER DIAGRAMS	Drawing	1	CIVIL -1	VENDOR	7/19/2013
1854	6007-PLN-MBS-18-82-0003	PLUMBING NOTES & DETAILS	Drawing	1	CIVIL -1	VENDOR	7/19/2013
1855	6007-PLN-MBS-18-82-0004	2nd STORY PLUMBING	Drawing	1	CIVIL -1	VENDOR	7/19/2013
1856	HVAC Anchorage Calc Sheet 1	NA	Calculation	NA	CIVIL -1	VENDOR	7/19/2013
1857	HVAC Anchorage Calc Sheet 2	NA	Calculation	NA	CIVIL -1	VENDOR	7/19/2013
1858	Structural Calculations	Structural Calculations	Calculation	NA	CIVIL -1	VENDOR	7/19/2013
1859	Structural Response	Structural Response	Spec	NA	CIVIL -1	VENDOR	7/19/2013
1860	Title 24 Electrical Calcs	Title 24 Electrical Calcs	Calculation	NA	CIVIL -1	VENDOR	7/19/2013
1861	Title 24 Mech & Evelope Calcs	Title 24 Mech & Evelope Calcs	Calculation	NA	CIVIL -1	VENDOR	7/19/2013
1862	6007-PLN-AGE-58-54-2690	Cover sheet	Drawing	1	CIVIL -1	VENDOR	7/19/2013
1863	6007-PLN-AGE-58-54-2691	General Notes	Drawing	1	CIVIL -1	VENDOR	7/19/2013
1864	6007-PLN-AGE-58-54-2692	Structure Steel, frames	Drawing	1	CIVIL -1	VENDOR	7/19/2013
1865	6007-PLN-AGE-58-54-2693	Structure Steel, frames	Drawing	1	CIVIL -1	VENDOR	7/19/2013
1866	6007-PLN-AGE-58-54-2694	Structure Steel, frames	Drawing	1	CIVIL -1	VENDOR	7/19/2013
1867	6007-PLN-AGE-58-54-2695	Structure Steel, frames and details	Drawing	1	CIVIL -1	VENDOR	7/19/2013
1868	6007-CAL-AGE-58-54-2690	Calculation report	Calculation	1	CIVIL -1	VENDOR	7/19/2013
1869	6007-PLN-AGE-58-54-6690	Cover sheet	Drawing	1	CIVIL -1	VENDOR	7/19/2013
1870	6007-PLN-AGE-58-54-6691	General Notes	Drawing	1	CIVIL -1	VENDOR	7/19/2013
1871	6007-PLN-AGE-58-54-6692	Structure Steel, frames	Drawing	1	CIVIL -1	VENDOR	7/19/2013
1872	6007-PLN-AGE-58-54-6693	Structure Steel, frames	Drawing	1	CIVIL -1	VENDOR	7/19/2013
1873	6007-PLN-AGE-58-54-6694	Structure Steel, frames	Drawing	1	CIVIL -1	VENDOR	7/19/2013
1874	6007-PLN-AGE-58-54-6695	Structure Steel, frames and details	Drawing	1	CIVIL -1	VENDOR	7/19/2013
1875	6007-CAL-AGE-58-54-6690	Calculation report	Calculation	1	CIVIL -1	VENDOR	7/19/2013
1876	6007-PLN-AGE-00-50-S001	General civil and structural notes	Drawing	3	CIVIL -1	VENDOR	7/19/2013
1877	6007-PLN-AGE-00-50-S002	Typical Ladder, Safety cage, and safety gate details	Drawing	1	CIVIL -1	VENDOR	7/19/2013
1878	6007-PLN-AGE-00-50-S003	Typical pipe handrail, stairway and grating detail	Drawing	2	CIVIL -1	VENDOR	7/19/2013
1879	6007-CAL-AGE-00-52-4080	Calculations report	Calculation	1	CIVIL -1	VENDOR	7/19/2013
1880	6007-PLN-AGE-00-52-4080	Cover sheet	Drawing	0	CIVIL -1	VENDOR	7/19/2013
1881	6007-PLN-AGE-00-52-4081	General notes	Drawing	0	CIVIL -1	VENDOR	7/19/2013
1882	6007-PLN-AGE-00-52-4082	Foundation Plan	Drawing	0	CIVIL -1	VENDOR	7/19/2013
1883	6007-PLN-AGE-00-52-4083	Foundation Plan	Drawing	0	CIVIL -1	VENDOR	7/19/2013
1884	6007-PLN-AGE-00-52-4084	Coordinates	Drawing	2	CIVIL -1	VENDOR	7/19/2013
1885	6007-PLN-AGE-00-52-4085	Section & Details	Drawing	2	CIVIL -1	VENDOR	7/19/2013
1886	6007-CAL-AGE-00-52-8080	Calculations report	Calculation	1	CIVIL -1	VENDOR	7/19/2013
1887	6007-PLN-AGE-00-52-8080	Cover sheet	Drawing	0	CIVIL -1	VENDOR	7/19/2013
1888	6007-PLN-AGE-00-52-8081	General notes	Drawing	0	CIVIL -1	VENDOR	7/19/2013
1889	6007-PLN-AGE-00-52-8082	Foundation Plan	Drawing	0	CIVIL -1	VENDOR	7/19/2013
1890	6007-PLN-AGE-00-52-8083	Foundation Plan	Drawing	0	CIVIL -1	VENDOR	7/19/2013
1891	6007-PLN-AGE-00-52-8084	Coordinates	Drawing	2	CIVIL -1	VENDOR	7/19/2013
1892	6007-PLN-AGE-00-52-8085	Section & Details	Drawing	1	CIVIL -1	VENDOR	7/19/2013
1893	6007-PLN-AGE-00-52-8086	Section & Details	Drawing	1	CIVIL -1	VENDOR	7/19/2013
1894	6007-CAL-AGE-58-54-2050	Calc report. Overplow pipe structure. Alpha	Calculation	0	CIVIL -1	VENDOR	7/19/2013
1895	6007-PLN-AGE-58-54-2050	Cover sheet. Overplow pipe structure. Alpha	Drawing	0	CIVIL -1	VENDOR	7/19/2013
1896	6007-PLN-AGE-58-54-2051	General notes. Overplow pipe structure. Alpha	Drawing	0	CIVIL -1	VENDOR	7/19/2013
1897	6007-PLN-AGE-58-54-2052	Frames and details I. Overplow pipe structure. Alpha	Drawing	0	CIVIL -1	VENDOR	7/19/2013
1898	6007-CAL-AGE-58-54-6050	Calc report. Overplow pipe structure. Beta	Calculation	0	CIVIL -1	VENDOR	7/19/2013
1899	6007-PLN-AGE-58-54-6050	Cover sheet. Overplow pipe structure. Beta	Drawing	0	CIVIL -1	VENDOR	7/19/2013
1900	6007-PLN-AGE-58-54-6051	General notes. Overplow pipe structure. Beta	Drawing	0	CIVIL -1	VENDOR	7/19/2013
1901	6007-PLN-AGE-58-54-6052	Frames and details I. Overplow pipe structure. Beta	Drawing	0	CIVIL -1	VENDOR	7/19/2013
1902	6007-CAL-AGE-58-52-2550	Calculation report for HTF Alpha-HTF Degradation Recycle Pumps MP-221 A/B	Calculation	2	CIVIL -1	VENDOR	7/22/2013
1903	6007-CAL-AGE-58-52-6550	Calculation report for HTF Beta-HTF Degradation Recycle Pumps MP-221 A/B	Calculation	2	CIVIL -1	VENDOR	7/22/2013
1904	6007-PLN-AGE-58-52-2550	Cover sheet Generating Station Alpha Centeral Plant HTF/Degradation Recycle Pumps	Drawing	2	CIVIL -1	VENDOR	7/22/2013
1905	6007-PLN-AGE-58-52-2551	General notes Generating Station Alpha Centeral Plant HTF/Degradation Recycle Pumps	Drawing	2	CIVIL -1	VENDOR	7/22/2013
1906	6007-PLN-AGE-58-52-2552	Foundation plan section and details-Alpha Central Plant HTF Degradation Recycle Pumps	Drawing	3	CIVIL -1	VENDOR	7/22/2013
1907	6007-PLN-AGE-58-52-6550	Cover sheet Generating Station Beta Centeral Plant HTF/Degradation Recycle Pumps	Drawing	2	CIVIL -1	VENDOR	7/22/2013
1908	6007-PLN-AGE-58-52-6551	General notes Generating Station Beta Centeral Plant HTF/Degradation Recycle Pumps	Drawing	2	CIVIL -1	VENDOR	7/22/2013
1909	6007-PLN-AGE-58-52-6552	Foundation plan section and details Generating Station Beta Centeral Plant HTF/Degradation Recycle Pumps	Drawing	3	CIVIL -1	VENDOR	7/22/2013
1910	6007-PLN-MBS-18-52-0001	FOUNDATION PLAN	Drawing	3	CIVIL -1	VENDOR	7/23/2013
1911	6007-PLN-MBS-18-52-0002	FOUNDATION DETAILS & NOTES	Drawing	3	CIVIL -1	VENDOR	7/23/2013
1912	6007-PLN-MBS-18-52-0003	FOUNDATION DETAILS	Drawing	3	CIVIL -1	VENDOR	7/23/2013
1913	6007-PLN-MBS-18-52-0004	FOUNDATION DETAILS	Drawing	3	CIVIL -1	VENDOR	7/23/2013
1914	6007-CAL-MBS-18-52-0001	FOUNDATION CALCULATIONS	Calculation	2	CIVIL -1	VENDOR	7/23/2013
1915	Structural Response 7-15-13	RESPONSE LETTER	Spec	NA	CIVIL -1	VENDOR	7/23/2013
1916	6007-PLN-MBS-18-57-0001	MODULAR ELEVATOR COVER SHEET	Drawing	2	CIVIL -1	VENDOR	7/23/2013
1917	6007-PLN-MBS-18-57-0002	GENERAL NOTES & ABBREVIATIONS	Drawing	2	CIVIL -1	VENDOR	7/23/2013

ABENER TEYMA MOJAVE

Compliance No.: GEN-2
Job : Mojave Solar Project
Date: 04/10/2012 Description: Civil Master Drawing List

Line No.	Sheet No.	Description	Type of Document	Revision Number	Applicable Condition of Certification	Vendor Supplied or EOR	Submittal Date
1918	6007-PLN-MBS-18-57-0003	FOUNDATION PLAN	Drawing	2	CIVIL -1	VENDOR	7/23/2013
1919	6007-PLN-MBS-18-57-0004	FOUNDATION DETAILS	Drawing	2	CIVIL -1	VENDOR	7/23/2013
1920	6007-PLN-MBS-18-57-0005	HOISTWAY ROOF PLAN	Drawing	2	CIVIL -1	VENDOR	7/23/2013
1921	6007-PLN-MBS-18-57-0006	HOISTWAY & ROOF DETAILS	Drawing	2	CIVIL -1	VENDOR	7/23/2013
1922	6007-PLN-MBS-18-57-0007	HOISTWAY CROSS SECTIONS	Drawing	2	CIVIL -1	VENDOR	7/23/2013
1923	6007-PLN-MBS-18-57-0008	HOISTWAY DETAILS	Drawing	2	CIVIL -1	VENDOR	7/23/2013
1924	6007-PLN-MBS-18-57-0009	MISCELLANEOUS DETAILS	Drawing	2	CIVIL -1	VENDOR	7/23/2013
1925	6007-PLN-MBS-18-57-0010	HOISTWAY WALL PANELS	Drawing	2	CIVIL -1	VENDOR	7/23/2013
1926	6007-PLN-MBS-18-57-0011	MODULAR EQUIPMENT ROOM	Drawing	2	CIVIL -1	VENDOR	7/23/2013
1927	6007-PLN-MBS-18-57-0012	RAIL & POWER UNIT DETAILS	Drawing	2	CIVIL -1	VENDOR	7/23/2013
1928	6007-PLN-MBS-18-57-0013	ELEVATOR DATA	Drawing	2	CIVIL -1	VENDOR	7/23/2013
1929	6007-PLN-MBS-18-57-0014	ELEVATOR LATOUT	Drawing	2	CIVIL -1	VENDOR	7/23/2013
1930	6007-PLN-MBS-18-57-0015	ELEVATOR CAB	Drawing	2	CIVIL -1	VENDOR	7/23/2013
1931	6007-PLN-MBS-18-57-0016	ACCESS COMPLIANCE	Drawing	2	CIVIL -1	VENDOR	7/23/2013
1932	6007-CAL-MBS-18-57-0001	ELEVATOR CALCULATIONS	Calculation	1	CIVIL -1	VENDOR	7/23/2013
1933	105879006 L Addendum 4 master	ADENDUM TO GEOTECHNICAL STUDY	Letter	NA	CIVIL -1	VENDOR	7/23/2013
1934	105879006 L master	ADENDUM TO GEOTECHNICAL STUDY	Letter	NA	CIVIL -1	VENDOR	7/23/2013
1935	6007-PLN-MBS-18-60-0001	MECHANICAL LEGEND, NOTES & SCHEDULES	Drawing	1	CIVIL -1	VENDOR	7/23/2013
1936	6007-PLN-MBS-18-60-0002	MECHANICAL PLAN (1st STORY)	Drawing	1	CIVIL -1	VENDOR	7/23/2013
1937	6007-PLN-MBS-18-60-0003	MECHANICAL PLAN (2nd STORY)	Drawing	1	CIVIL -1	VENDOR	7/23/2013
1938	6007-PLN-MBS-18-60-0004	MECHANICAL DETAILS	Drawing	1	CIVIL -1	VENDOR	7/23/2013
1939	6007-PLN-MBS-18-82-0001	PLUMBING SUPPLY RISER DIAGRAMS	Drawing	1	CIVIL -1	VENDOR	7/23/2013
1940	6007-PLN-MBS-18-82-0002	PLUMBING WASTE RISER DIAGRAMS	Drawing	1	CIVIL -1	VENDOR	7/23/2013
1941	6007-PLN-MBS-18-82-0003	PLUMBING NOTES & DETAILS	Drawing	1	CIVIL -1	VENDOR	7/23/2013
1942	6007-PLN-MBS-18-82-0004	2nd STORY PLUMBING	Drawing	1	CIVIL -1	VENDOR	7/23/2013
1943	6007-PLN-MBS-18-54-0001	COVER SHEET & BUILDING DATA	Drawing	2	CIVIL -1	VENDOR	7/23/2013
1944	6007-PLN-MBS-18-54-0002	OVERALL STRUCTURAL KEY PLAN (LOWER STORY)	Drawing	3	CIVIL -1	VENDOR	7/23/2013
1945	6007-PLN-MBS-18-54-0003	STRUCTURAL KEY PLANS (LOWER STORY)	Drawing	0	CIVIL -1	VENDOR	7/23/2013
1946	6007-PLN-MBS-18-54-0004	STRUCTURAL KEY PLANS (LOWER STORY)	Drawing	0	CIVIL -1	VENDOR	7/23/2013
1947	6007-PLN-MBS-18-54-0005	STRUCTURAL KEY PLANS (LOWER STORY)	Drawing	1	CIVIL -1	VENDOR	7/23/2013
1948	6007-PLN-MBS-18-54-0006	OVERALL STRUCTURAL KEY PLAN (UPPER STORY)	Drawing	0	CIVIL -1	VENDOR	7/23/2013
1949	6007-PLN-MBS-18-54-0007	STRUCTURAL KEY PLAN (UPPER STORY)	Drawing	0	CIVIL -1	VENDOR	7/23/2013
1950	6007-PLN-MBS-18-54-0008	TYPICAL TRANSVERSE CROSS SECTION	Drawing	0	CIVIL -1	VENDOR	7/23/2013
1951	6007-PLN-MBS-18-54-0009	TYPICAL LONGITUDINAL CROSS SECTION	Drawing	0	CIVIL -1	VENDOR	7/23/2013
1952	6007-PLN-MBS-18-54-0010	TYPICAL FLOOR FRAMING DESIGN	Drawing	2	CIVIL -1	VENDOR	7/23/2013
1953	6007-PLN-MBS-18-54-0011	TYPICAL FLOOR FRAMING DESIGN	Drawing	2	CIVIL -1	VENDOR	7/23/2013
1954	6007-PLN-MBS-18-54-0012	AXLE & HITCH DESIGN	Drawing	0	CIVIL -1	VENDOR	7/23/2013
1955	6007-PLN-MBS-18-54-0013	WALL FRAMING	Drawing	2	CIVIL -1	VENDOR	7/23/2013
1956	6007-PLN-MBS-18-54-0014	ROOF FRAMING PLAN & DETAILS	Drawing	1	CIVIL -1	VENDOR	7/23/2013
1957	6007-PLN-MBS-18-54-0015	ROOF FRAMING PLAN & DETAILS	Drawing	0	CIVIL -1	VENDOR	7/23/2013
1958	6007-PLN-MBS-18-54-0016	ROOF FRAMING PLAN & DETAILS	Drawing	2	CIVIL -1	VENDOR	7/23/2013
1959	6007-PLN-MBS-18-54-0017	UPPER TO LOWER STORY CONNECTION	Drawing	0	CIVIL -1	VENDOR	7/23/2013
1960	6007-PLN-MBS-18-54-0018	INTERIOR STAIR CONSTRUCTION	Drawing	0	CIVIL -1	VENDOR	7/23/2013
1961	6007-PLN-MBS-18-54-0019	EXTERIOR STAIR CONSTRUCTION	Drawing	2	CIVIL -1	VENDOR	7/23/2013
1962	6007-PLN-MBS-18-40-0001	ELECTRICAL POWER PLAN (1sT STORY)	Drawing	1	CIVIL -1	VENDOR	7/23/2013
1963	6007-PLN-MBS-18-40-0002	ELECTRICAL POWER PLAN (2nd STORY)	Drawing	1	CIVIL -1	VENDOR	7/23/2013
1964	6007-PLN-MBS-18-40-0003	ELECTRICAL LIGHTING PLAN (1st STORY)	Drawing	1	CIVIL -1	VENDOR	7/23/2013
1965	6007-PLN-MBS-18-40-0004	ELECTRICAL LIGHTING PLAN (2nd STORY)	Drawing	1	CIVIL -1	VENDOR	7/23/2013
1966	6007-PLN-MBS-18-40-0005	ELECTRICAL NOTES, DETAILS, SINGLE LINE DIAGRAM & PANEL SCHEDULES	Drawing	1	CIVIL -1	VENDOR	7/23/2013
1967	6007-CAL-MBS-18-60-0001	TITLE-24 MECHANICAL & ENVELOPE CALCS	Calculation	0	CIVIL -1	VENDOR	7/23/2013
1968	6007-CAL-MBS-18-54-0001	STRUCTURAL CALCULATIONS	Calculation	2	CIVIL -1	VENDOR	7/23/2013
1969	6007-CAL-MBS-18-40-0001	TITLE 24 ELECTRICAL CALCS	Calculation	0	CIVIL -1	VENDOR	7/23/2013
1970	HVAC Anchorage Calc sheet 1	SEISMIC DESIGN CATEGORY	Calculation	NA	CIVIL -1	VENDOR	7/23/2013
1971	HVAC Anchorage Calc sheet 2	SEISMIC ANCHARAGE OF HAVC UNITS	Calculation	NA	CIVIL -1	VENDOR	7/23/2013
1972	Structural Calculations 4-18-13	STRUCTURAL DESIGN CALCULATIONS FOR TWO STORY COMMERCIAL MODULAR	Calculation	NA	CIVIL -1	VENDOR	7/23/2013
1973	Title-24 Electrical Calcs	ABENGOA 2-STORY SOLAR FARM	Calculation	NA	CIVIL -1	VENDOR	7/23/2013
1974	Title-24 Mech & Envelope Calcs	BUILDING ENERGY ANALYSIS REPORT	Calculation	NA	CIVIL -1	VENDOR	7/23/2013
1975	6007-PLN-MBS-18-57-0001 [1]	Cover Sheet and Building Data	Drawing	1	CIVIL -1	VENDOR	7/23/2013
1976	6007-PLN-MBS-18-57-0002 [1]	Floor Plan(1st story)	Drawing	2	CIVIL -1	VENDOR	7/23/2013
1977	6007-PLN-MBS-18-57-0003 [1]	Floor Plan(2nd story)	Drawing	2	CIVIL -1	VENDOR	7/23/2013
1978	6007-PLN-MBS-18-57-0004 [1]	General Notes & Details	Drawing	1	CIVIL -1	VENDOR	7/23/2013
1979	6007-PLN-MBS-18-57-0005 [1]	Reflected Ceiling Plan (1st story)	Drawing	1	CIVIL -1	VENDOR	7/23/2013
1980	6007-PLN-MBS-18-57-0006 [1]	Reflected Ceiling Plan (2nd story)	Drawing	1	CIVIL -1	VENDOR	7/23/2013
1981	6007-PLN-MBS-18-57-0007 [1]	Reflected Ceiling Notes & Details	Drawing	1	CIVIL -1	VENDOR	7/23/2013
1982	6007-PLN-MBS-18-57-0008 [1]	Exterior Elevations	Drawing	1	CIVIL -1	VENDOR	7/23/2013
1983	6007-PLN-MBS-18-57-0009 [1]	Exterior Elevations	Drawing	1	CIVIL -1	VENDOR	7/23/2013
1984	6007-PLN-MBS-18-57-0010 [1]	Roof Plan	Drawing	2	CIVIL -1	VENDOR	7/23/2013
1985	6007-PLN-MBS-18-57-0011 [1]	Misc. Details	Drawing	2	CIVIL -1	VENDOR	7/23/2013
1986	6007-PLN-MBS-18-57-0012 [1]	Misc. Details	Drawing	1	CIVIL -1	VENDOR	7/23/2013
1987	6007-PLN-MBS-18-57-0013 [1]	Misc. Details	Drawing	1	CIVIL -1	VENDOR	7/23/2013
1988	6007-PLN-MBS-18-57-0014 [1]	1st Story Roof Framing	Drawing	1	CIVIL -1	VENDOR	7/23/2013
1989	6007-PLN-MBS-18-57-0015 [1]	2nd Story Roof Framing	Drawing	1	CIVIL -1	VENDOR	7/23/2013
1990	6007-PLN-MBS-18-57-0016 [1]	Ladder Details	Drawing	1	CIVIL -1	VENDOR	7/23/2013
1991	6007-CAL-AGE-67-52-4600	CALCULATION REPORT FOR 401A-CWR-01-CS95-54" PIPING SUPPORT FOUND. ALPHA PLANT	Calculation	2	CIVIL -1	VENDOR	7/26/2013
1992	6007-PLN-AGE-67-52-4600	FIELD ALPHA 401A-CWR-01-CS95-54 PIPING SUPPORTS FOUNDATIONS. COVER SHEET	Drawing	1	CIVIL -1	VENDOR	7/26/2013
1993	6007-PLN-AGE-67-52-4620	FIELD ALPHA 401A-CWR-01-CS95-54 PIPING SUPPORTS FOUNDATIONS. GENERAL NOTES	Drawing	0	CIVIL -1	VENDOR	7/26/2013
1994	6007-PLN-AGE-67-52-4640	FIELD ALPHA 401A-CWR-01-CS95-54 PIPING SUPPORTS FOUNDATIONS. PLAN	Drawing	2	CIVIL -1	VENDOR	7/26/2013
1995	6007-PLN-AGE-67-52-4641	FIELD ALPHA 401A-CWR-01-CS95-54 PIPING SUPPORTS FOUNDATIONS. COORDINATES	Drawing	2	CIVIL -1	VENDOR	7/26/2013
1996	6007-PLN-AGE-67-52-4642	FIELD ALPHA 401A-CWR-01-CS95-54 PIPING SUPPORTS FOUNDATIONS. DETAILS	Drawing	2	CIVIL -1	VENDOR	7/26/2013
1997	6007-PLN-AGE-67-52-4643	FIELD ALPHA 401A-CWR-01-CS95-54 PIPING SUPPORTS FOUNDATIONS. ANCHOR BOLTS	Drawing	0	CIVIL -1	VENDOR	7/26/2013
1998	6007-CAL-AGE-67-52-8600	CALCULATION REPORT FOR 401A-CWR-01-CS95-54" PIPING SUPPORT FOUND. BETA PLANT	Calculation	2	CIVIL -1	VENDOR	7/26/2013
1999	6007-PLN-AGE-67-52-8600	FIELD BETA 401A-CWR-01-CS95-54 PIPING SUPPORTS FOUNDATIONS. COVER SHEET	Drawing	1	CIVIL -1	VENDOR	7/26/2013
2000	6007-PLN-AGE-67-52-8620	FIELD BETA 401A-CWR-01-CS95-54 PIPING SUPPORTS FOUNDATIONS. GENERAL NOTES	Drawing	0	CIVIL -1	VENDOR	7/26/2013
2001	6007-PLN-AGE-67-52-8640	FIELD BETA 401A-CWR-01-CS95-54 PIPING SUPPORTS FOUNDATIONS. PLAN	Drawing	2	CIVIL -1	VENDOR	7/26/2013
2002	6007-PLN-AGE-67-52-8641	FIELD BETA 401A-CWR-01-CS95-54 PIPING SUPPORTS FOUNDATIONS. COORDINATES	Drawing	2	CIVIL -1	VENDOR	7/26/2013
2003	6007-PLN-AGE-67-52-8642	FIELD BETA 401A-CWR-01-CS95-54 PIPING SUPPORTS FOUNDATIONS. DETAILS	Drawing	2	CIVIL -1	VENDOR	7/26/2013
2004	6007-PLN-AGE-67-52-8643	FIELD BETA 401A-CWR-01-CS95-54 PIPING SUPPORTS FOUNDATIONS. ANCHOR BOLTS	Drawing	0	CIVIL -1	VENDOR	7/26/2013
2005	Plan Check Reply_STRUCT-1-30.00-PC2	Cooling Tower Piping Support Foundations	Letter	NA	CIVIL -1	VENDOR	7/26/2013
2006	6007-CAL-AGE-67-52-4600	CALCULATION REPORT FOR 401A-CWR-01-CS95-54" PIPING SUPPORT FOUND. ALPHA PLANT	Calculation	2	CIVIL -1	VENDOR	7/26/2013
2007	6007-PLN-AGE-67-52-4600	FIELD ALPHA 401A-CWR-01-CS95-54 PIPING SUPPORTS FOUNDATIONS. COVER SHEET	Drawing	1	CIVIL -1	VENDOR	7/26/2013
2008	6007-PLN-AGE-67-52-4620	FIELD ALPHA 401A-CWR-01-CS95-54 PIPING SUPPORTS FOUNDATIONS. GENERAL NOTES	Drawing	0	CIVIL -1	VENDOR	7/26/2013
2009	6007-PLN-AGE-67-52-4640	FIELD ALPHA 401A-CWR-01-CS95-54 PIPING SUPPORTS FOUNDATIONS. PLAN	Drawing	2	CIVIL -1	VENDOR	7/26/2013
2010	6007-PLN-AGE-67-52-4641	FIELD ALPHA 401A-CWR-01-CS95-54 PIPING SUPPORTS FOUNDATIONS. COORDINATES	Drawing	2	CIVIL -1	VENDOR	7/26/2013
2011	6007-PLN-AGE-67-52-4642	FIELD ALPHA 401A-CWR-01-CS95-54 PIPING SUPPORTS FOUNDATIONS. DETAILS	Drawing	2	CIVIL -1	VENDOR	7/26/2013
2012	6007-PLN-AGE-67-52-4643	FIELD ALPHA 401A-CWR-01-CS95-54 PIPING SUPPORTS FOUNDATIONS. ANCHOR BOLTS	Drawing	0	CIVIL -1	VENDOR	7/26/2013
2013	6007-CAL-AGE-67-52-8600	CALCULATION REPORT FOR 401A-CWR-01-CS95-54" PIPING SUPPORT FOUND. BETA PLANT	Calculation	2	CIVIL -1	VENDOR	7/26/2013
2014	6007-PLN-AGE-67-52-8600	FIELD BETA 401A-CWR-01-CS95-54 PIPING SUPPORTS FOUNDATIONS. COVER SHEET	Drawing	1	CIVIL -1	VENDOR	7/26/2013
2015	6007-PLN-AGE-67-52-8620	FIELD BETA 401A-CWR-01-CS95-54 PIPING SUPPORTS FOUNDATIONS. GENERAL NOTES	Drawing	0	CIVIL -1	VENDOR	7/26/2013
2016	6007-PLN-AGE-67-52-8640	FIELD BETA 401A-CWR-01-CS95-54 PIPING SUPPORTS FOUNDATIONS. PLAN	Drawing	2	CIVIL -1	VENDOR	7/26/2013
2017	6007-PLN-AGE-67-52-8641	FIELD BETA 401A-CWR-01-CS95-54 PIPING SUPPORTS FOUNDATIONS. COORDINATES	Drawing	2	CIVIL -1	VENDOR	7/26/2013
2018	6007-PLN-AGE-67-52-8642	FIELD BETA 401A-CWR-01-CS95-54 PIPING SUPPORTS FOUNDATIONS. DETAILS	Drawing	2	CIVIL -1	VENDOR	7/26/2013
2019	6007-PLN-AGE-67-52-8643	FIELD BETA 401A-CWR-01-CS95-54 PIPING SUPPORTS FOUNDATIONS. ANCHOR BOLTS	Drawing	0	CIVIL -1	VENDOR	7/26/2013
2020	Plan Check Reply_STRUCT-1-30.00-PC2	Cooling Tower Piping Support Foundations	Letter	NA	CIVIL -1	VENDOR	7/26/2013
2021	6007-CAL-AGE-00-52-2050	CALCULATION REPORT FOR I&C PANEL FOUNDATIONS. ALPHA PLANT	Calculation	0	CIVIL -1	VENDOR	7/29/2013
2022	6007-PLN-AGE-00-52-2050	MOJAVE SOLAR PROJECT ALPHA PLANT I&C PANELS FOUNDATIONS. COVER SHEET	Drawing	0	CIVIL -1	VENDOR	7/29/2013
2023	6007-PLN-AGE-00-52-2051	MOJAVE SOLAR PROJECT ALPHA PLANT I&C PANELS FOUNDATIONS. GENERAL NOTES	Drawing	0	CIVIL -1	VENDOR	7/29/2013
2024	6007-PLN-AGE-00-52-2052	MOJAVE SOLAR PROJECT ALPHA PLANT I&C PANELS FOUNDATIONS. FOUNDATION PLAN	Drawing	0	CIVIL -1	VENDOR	7/29/2013
2025	6007-PLN-AGE-00-52-2053	MOJAVE SOLAR PROJECT ALPHA PLANT I&C PANELS FOUNDATIONS. SECTION & DETAILS	Drawing	0	CIVIL -1	VENDOR	7/29/2013
2026	6007-PLN-AGE-00-52-2054	MOJAVE SOLAR PROJECT ALPHA PLANT I&C PANELS FOUNDATIONS. SECTION & DETAILS	Drawing	0	CIVIL -1	VENDOR	7/29/2013
2027	6007-CAL-AGE-00-52-6050	CALCULATION REPORT FOR I&C PANEL FOUNDATIONS. BETA PLANT	Calculation	0	CIVIL -1	VENDOR	7/29/2013

ABENER TEYMA MOJAVE

Compliance No.: GEN-2
Job : Mojave Solar Project
Date: 04/10/2012 Description: Civil Master Drawing List

Line No.	Sheet No.	Description	Type of Document	Revision Number	Applicable Condition of Certification	Vendor Supplied or EOR	Submittal Date
2028	6007-PLN-AGE-00-52-6050	MOJAVE SOLAR PROJECT BETA PLANT I&C PANELS FOUNDATIONS. COVER SHEET	Drawing	0	CIVIL -1	VENDOR	7/29/2013
2029	6007-PLN-AGE-00-52-6051	MOJAVE SOLAR PROJECT BETA PLANT I&C PANELS FOUNDATIONS. GENERAL NOTES	Drawing	0	CIVIL -1	VENDOR	7/29/2013
2030	6007-PLN-AGE-00-52-6052	MOJAVE SOLAR PROJECT BETA PLANT I&C PANELS FOUNDATIONS. FOUNDATION PLAN	Drawing	0	CIVIL -1	VENDOR	7/29/2013
2031	6007-PLN-AGE-00-52-6053	MOJAVE SOLAR PROJECT BETA PLANT I&C PANELS FOUNDATIONS. SECTION & DETAILS	Drawing	0	CIVIL -1	VENDOR	7/29/2013
2032	6007-PLN-AGE-00-52-6054	MOJAVE SOLAR PROJECT BETA PLANT I&C PANELS FOUNDATIONS. SECTION & DETAILS	Drawing	0	CIVIL -1	VENDOR	7/29/2013
2033	6007-PLN-AGE-74-54-2022	MOJAVE SOLAR PROJECT.ALPHA CENTRAL PLANT. CROSSING OVERFLOW & ULLAGE STRUCTURE. PLAN & BASE PLATE DETAILS	Drawing	3	CIVIL -1	VENDOR	7/29/2013
2034	6007-PLN-AGE-74-54-2023	MOJAVE SOLAR PROJECT.ALPHA CENTRAL PLANT. CROSSING OVERFLOW & ULLAGE STRUCTURE. ELEVATIONS	Drawing	3	CIVIL -1	VENDOR	7/29/2013
2035	6007-PLN-AGE-74-54-6022	MOJAVE SOLAR PROJECT. BETA CENTRAL PLANT. CROSSING OVERFLOW & ULLAGE STRUCTURE. PLAN & BASE PLATE DETAILS	Drawing	2	CIVIL -1	VENDOR	7/29/2013
2036	6007-PLN-AGE-74-54-6023	MOJAVE SOLAR PROJECT. BETA CENTRAL PLANT. CROSSING OVERFLOW & ULLAGE STRUCTURE. ELEVATIONS	Drawing	2	CIVIL -1	VENDOR	7/29/2013
2037	JCT-1-18.02 Alpha & Beta Crossing-Overflov	EXPLANATION LETTER	Letter	-	CIVIL -1	VENDOR	7/29/2013
2038	6007-PLN-AGE-23-52-4040	Mojave Solar Project. Alpha Field Exitation Transformer #33 Foundation. Fouindation Plan & details	Drawing	3	CIVIL -1	VENDOR	7/30/2013
2039	6007-PLN-AGE-23-52-8040	Mojave Solar Project. Beta Exitation Transformer #33 Foundation. Fouindation Plan & details	Drawing	3	CIVIL -1	VENDOR	7/30/2013
2040	ck Reply_ Exitiation Transformer #33 Founda	Exitiation Transformer #33 Foundation	Letter	NA	CIVIL -1	VENDOR	7/30/2013
2041	6007-CAL-AGE-00-52-4080	Calculation Report for Miscellaneous Foundations central Plant Alpha Calculations report	Calculation	2	CIVIL -1	VENDOR	7/30/2013
2042	6007-PLN-AGE-00-52-4080	Miscellaneous Foundations central Plant Alpha Cover sheet	Drawing	0	CIVIL -1	VENDOR	7/30/2013
2043	6007-PLN-AGE-00-52-4081	Miscellaneous Foundations central Plant Alpha General notes	Drawing	0	CIVIL -1	VENDOR	7/30/2013
2044	6007-PLN-AGE-00-52-4082	Miscellaneous Foundations central Plant Alpha Foundation Plan I	Drawing	0	CIVIL -1	VENDOR	7/30/2013
2045	6007-PLN-AGE-00-52-4083	Miscellaneous Foundations central Plant Alpha Foundation Plan II	Drawing	0	CIVIL -1	VENDOR	7/30/2013
2046	6007-PLN-AGE-00-52-4084	Miscellaneous Foundations central Plant Alpha Coordinates	Drawing	2	CIVIL -1	VENDOR	7/30/2013
2047	6007-PLN-AGE-00-52-4085	Miscellaneous Foundations central Plant Alpha Section & Details	Drawing	2	CIVIL -1	VENDOR	7/30/2013
2048	6007-CAL-AGE-00-52-8080	Calculation Report for Miscellaneous Foundations central Plant Alpha Calculations report	Calculation	2	CIVIL -1	VENDOR	7/30/2013
2049	6007-PLN-AGE-00-52-8080	Miscellaneous Foundations central Plant Alpha Cover sheet	Drawing	0	CIVIL -1	VENDOR	7/30/2013
2050	6007-PLN-AGE-00-52-8081	Miscellaneous Foundations central Plant Alpha General notes	Drawing	0	CIVIL -1	VENDOR	7/30/2013
2051	6007-PLN-AGE-00-52-8082	Miscellaneous Foundations central Plant Alpha Foundation Plan I	Drawing	0	CIVIL -1	VENDOR	7/30/2013
2052	6007-PLN-AGE-00-52-8083	Miscellaneous Foundations central Plant Alpha Foundation Plan II	Drawing	0	CIVIL -1	VENDOR	7/30/2013
2053	6007-PLN-AGE-00-52-8084	Miscellaneous Foundations central Plant Alpha Coordinates	Drawing	2	CIVIL -1	VENDOR	7/30/2013
2054	6007-PLN-AGE-00-52-8085	Miscellaneous Foundations central Plant Alpha Section & Details I	Drawing	1	CIVIL -1	VENDOR	7/30/2013
2055	6007-PLN-AGE-00-52-8086	Miscellaneous Foundations central Plant Alpha Section & Details II	Drawing	1	CIVIL -1	VENDOR	7/30/2013
2056	Plan Check Reply_STRUCT-1-32.00 PC2	STRUC-1-32.00-A&B Miscellaneous Support Foundations-PC2	Letter	NA	CIVIL -1	VENDOR	7/30/2013
2057	6007-CAL-AGE-67-54-4700	Calculation report for Utilities Cooling Tower Area Cable trays Support Structures Alpha Plant	Calculation	2	CIVIL -1	VENDOR	7/31/2013
2058	6007-PLN-AGE-67-54-4700	Field Alpha Electric Tray supports structure Cover Sheet	Drawing	2	CIVIL -1	VENDOR	7/31/2013
2059	6007-PLN-AGE-67-54-4720	Field Alpha Electric Trays supports structure General Notes	Drawing	2	CIVIL -1	VENDOR	7/31/2013
2060	6007-PLN-AGE-67-54-4740	Field Alpha Electric Trays supports structure Plan View	Drawing	2	CIVIL -1	VENDOR	7/31/2013
2061	6007-PLN-AGE-67-54-4741	Field Alpha Electric Trays supports structure Details	Drawing	3	CIVIL -1	VENDOR	7/31/2013
2062	6007-CAL-AGE-67-54-8700	Calculation Report Utilities Cooling Tower Trays Support Structures Beta Calculation Report	Calculation	2	CIVIL -1	VENDOR	7/31/2013
2063	6007-PLN-AGE-67-54-8700	Beta Field Electric trays supports structure Cover Sheet	Drawing	2	CIVIL -1	VENDOR	7/31/2013
2064	6007-PLN-AGE-67-54-8720	Field Beta Electric trays supports structure General Notes	Drawing	2	CIVIL -1	VENDOR	7/31/2013
2065	6007-PLN-AGE-67-54-8740	Field Beta Electric trays supports structure Plan View	Drawing	2	CIVIL -1	VENDOR	7/31/2013
2066	6007-PLN-AGE-67-54-8741	Field Beta Electric trays supports structure Details	Drawing	3	CIVIL -1	VENDOR	7/31/2013
2067	Plan Check Reply_STRUCT-1-35.00 PC1	Plan Check Reply_STRUCT-1-35.00 PC1	Letter	NA	CIVIL -1	VENDOR	7/31/2013
2068	6007-PLN-AGE-58-52-3502	Mojave Solar Project. Alpha Plant. Electric trays support II foundation. Plan view and details	Drawing	3	CIVIL -1	VENDOR	7/31/2013
2069	6007-PLN-AGE-58-54-3502	Mojave Solar Project. Alpha Plant. Electric trays support II steel structure. Plan view	Drawing	4	CIVIL -1	VENDOR	7/31/2013
2070	6007-PLN-AGE-58-52-7502	Mojave Solar Project. Beta Plant. Electric trays support II foundation. Plan view and details	Drawing	4	CIVIL -1	VENDOR	7/31/2013
2071	6007-PLN-AGE-58-54-7502	Mojave Solar Project. Beta Plant. Electric trays support II steel structure. Plan view	Drawing	4	CIVIL -1	VENDOR	7/31/2013
2072	TRUCT-1-31.00-A&B MV-317 Exhaust Suppo	Plan Check Reply_STRUCT-1-31.00	Letter	NA	CIVIL -1	VENDOR	7/31/2013
2073	6007-PLN-ATP-00-50-S001	General Civil and Structural Notes	Drawing	3	CIVIL -1	VENDOR	7/31/2013
2074	6007-CAL-AGE-25-52-4600	Calculation report for MV-317 Exhaust support foundation power block Alpha Plant	Calculation	2	CIVIL -1	VENDOR	7/31/2013
2075	6007-CAL-AGE-25-52-8600	Calculation report for MV-317 Exhaust support foundation power block Beta Plant	Calculation	2	CIVIL -1	VENDOR	7/31/2013
2076	6007-PLN-AGE-25-52-4600	Field Alpha MV-317 Exhaust support foundation Cover sheet	Drawing	2	CIVIL -1	VENDOR	7/31/2013
2077	6007-PLN-AGE-25-52-4620	Field Alpha MV-317 Exhaust support foundation General Notes	Drawing	2	CIVIL -1	VENDOR	7/31/2013
2078	6007-PLN-AGE-25-52-4640	Field Alpha MV-317 Exhaust support foundation Plan & Details	Drawing	3	CIVIL -1	VENDOR	7/31/2013
2079	6007-PLN-AGE-25-52-8600	Field Beta MV-317 Exhaust support foundation Cover sheet	Drawing	3	CIVIL -1	VENDOR	7/31/2013
2080	6007-PLN-AGE-25-52-8620	Field Beta MV-317 Exhaust support foundation General Notes	Drawing	2	CIVIL -1	VENDOR	7/31/2013
2081	6007-PLN-AGE-25-52-8640	Field Beta MV-317 Exhaust support foundation Plan & Details	Drawing	3	CIVIL -1	VENDOR	7/31/2013
2082	Appendix D	Appendix D	Letter	NA	CIVIL -1	VENDOR	7/31/2013
2083	TRUCT-1-31.00-A&B MV-317 Exhaust Suppo	Plan Check Reply_STRUCT-1-31.00-A&B MV-317 Exhaust Support Foundations-PC2	Letter	NA	CIVIL -1	VENDOR	7/31/2013
2084	6007-PLN-ATP-00-50-S001	General Civil and Structural Notes	Drawing	3	CIVIL -1	VENDOR	7/31/2013
2085	6007-CAL-AGE-25-54-4600	Calculation report for MV-317 Exhaust support structure Alpha Plant	Calculation	1	CIVIL -1	VENDOR	7/31/2013
2086	6007-CAL-AGE-25-54-8600	Calculation report for MV-317 Exhaust support structure Beta Plant	Calculation	1	CIVIL -1	VENDOR	7/31/2013
2087	6007-PLN-AGE-25-54-4600	Field Alpha MV-317 Exhaust support structure Cover sheet	Drawing	2	CIVIL -1	VENDOR	7/31/2013
2088	6007-PLN-AGE-25-54-4620	Field Alpha MV-317 Exhaust support structure General Notes	Drawing	2	CIVIL -1	VENDOR	7/31/2013
2089	6007-PLN-AGE-25-54-4640	Field Alpha MV-317 Exhaust support structure Plan & Details	Drawing	2	CIVIL -1	VENDOR	7/31/2013
2090	6007-PLN-AGE-25-54-8600	Field Beta MV-317 Exhaust support structure Cover sheet	Drawing	2	CIVIL -1	VENDOR	7/31/2013
2091	6007-PLN-AGE-25-54-8620	Field Beta MV-317 Exhaust support structure General Notes	Drawing	2	CIVIL -1	VENDOR	7/31/2013
2092	6007-PLN-AGE-25-54-8640	Field Beta MV-317 Exhaust support structure Plan & Details	Drawing	2	CIVIL -1	VENDOR	7/31/2013
2093	ASCE 7-05 12.9.4	Reports	Letter	NA	CIVIL -1	VENDOR	7/31/2013
2094	Check fo welding	Check fo welding	Letter	NA	CIVIL -1	VENDOR	7/31/2013
2095	6007-PLN-ATP-00-50-S001	General Civil and Structural Notes	Drawing	3	CIVIL -1	VENDOR	7/31/2013
2096	6007-CAL-AGE-00-52-2000	CALCULATION REPORT FOR ELECTRICAL PANELS FOUNDATIONS. ALPHA PLANT	Calculation	3	CIVIL -1	VENDOR	8/1/2013
2097	6007-PLN-AGE-00-52-2000	MOJAVE SOLAR PROJECT. ALPHA PLANT. ELECTRICAL PANELS FOUNDATIONS. COVER SHEET	Drawing	1	CIVIL -1	VENDOR	8/1/2013
2098	6007-PLN-AGE-00-52-2001	MOJAVE SOLAR PROJECT. ALPHA PLANT. ELECTRICAL PANELS FOUNDATIONS. GENERAL NOTES	Drawing	2	CIVIL -1	VENDOR	8/1/2013
2099	6007-PLN-AGE-00-52-2002	MOJAVE SOLAR PROJECT. ALPHA PLANT. ELECTRICAL PANELS FOUNDATIONS. FOUNDATION PLAN I	Drawing	2	CIVIL -1	VENDOR	8/1/2013
2100	6007-PLN-AGE-00-52-2003	MOJAVE SOLAR PROJECT. ALPHA PLANT. ELECTRICAL PANELS FOUNDATIONS. FOUNDATION PLAN II	Drawing	2	CIVIL -1	VENDOR	8/1/2013
2101	6007-PLN-AGE-00-52-2004	MOJAVE SOLAR PROJECT. ALPHA PLANT. ELECTRICAL PANELS FOUNDATIONS. FOUNDATION PLAN III	Drawing	2	CIVIL -1	VENDOR	8/1/2013
2102	6007-PLN-AGE-00-52-2005	MOJAVE SOLAR PROJECT. ALPHA PLANT. ELECTRICAL PANELS FOUNDATIONS. FOUNDATION PLAN IV	Drawing	2	CIVIL -1	VENDOR	8/1/2013
2103	6007-PLN-AGE-00-52-2006	MOJAVE SOLAR PROJECT. ALPHA PLANT. ELECTRICAL PANELS FOUNDATIONS. COORDINATES	Drawing	2	CIVIL -1	VENDOR	8/1/2013
2104	6007-PLN-AGE-00-52-2007	MOJAVE SOLAR PROJECT. ALPHA PLANT. ELECTRICAL PANELS FOUNDATIONS. SECTIONS & DETAILS	Drawing	2	CIVIL -1	VENDOR	8/1/2013
2105	6007-CAL-AGE-00-52-6000	CALCULATION REPORT FOR ELECTRICAL PANELS FOUNDATIONS. BETA PLANT	Calculation	3	CIVIL -1	VENDOR	8/1/2013
2106	6007-PLN-AGE-00-52-6000	MOJAVE SOLAR PROJECT. BETA PLANT. ELECTRICAL PANELS FOUNDATIONS. COVER SHEET	Drawing	1	CIVIL -1	VENDOR	8/1/2013
2107	6007-PLN-AGE-00-52-6001	MOJAVE SOLAR PROJECT. BETA PLANT. ELECTRICAL PANELS FOUNDATIONS. GENERAL NOTES	Drawing	2	CIVIL -1	VENDOR	8/1/2013
2108	6007-PLN-AGE-00-52-6002	MOJAVE SOLAR PROJECT. BETA PLANT. ELECTRICAL PANELS FOUNDATIONS. FOUNDATION PLAN I	Drawing	2	CIVIL -1	VENDOR	8/1/2013
2109	6007-PLN-AGE-00-52-6003	MOJAVE SOLAR PROJECT. BETA PLANT. ELECTRICAL PANELS FOUNDATIONS. FOUNDATION PLAN II	Drawing	2	CIVIL -1	VENDOR	8/1/2013
2110	6007-PLN-AGE-00-52-6004	MOJAVE SOLAR PROJECT. BETA PLANT. ELECTRICAL PANELS FOUNDATIONS. FOUNDATION PLAN III	Drawing	2	CIVIL -1	VENDOR	8/1/2013
2111	6007-PLN-AGE-00-52-6005	MOJAVE SOLAR PROJECT. BETA PLANT. ELECTRICAL PANELS FOUNDATIONS. FOUNDATION PLAN IV	Drawing	2	CIVIL -1	VENDOR	8/1/2013
2112	6007-PLN-AGE-00-52-6006	MOJAVE SOLAR PROJECT. BETA PLANT. ELECTRICAL PANELS FOUNDATIONS. FOUNDATION PLAN V	Drawing	2	CIVIL -1	VENDOR	8/1/2013
2113	6007-PLN-AGE-00-52-6007	MOJAVE SOLAR PROJECT. BETA PLANT. ELECTRICAL PANELS FOUNDATIONS. COORDINATES	Drawing	2	CIVIL -1	VENDOR	8/1/2013
2114	6007-PLN-AGE-00-52-6008	MOJAVE SOLAR PROJECT. BETA PLANT. ELECTRICAL PANELS FOUNDATIONS. SECTIONS & DETAILS	Drawing	2	CIVIL -1	VENDOR	8/1/2013
2115	6007-PLN-AGE-58-52-3500	Mojave Solar Project. Alpha Plant. Electric trays support II foundation. Cover sheet	Drawing	2	CIVIL -1	VENDOR	8/1/2013
2116	6007-PLN-AGE-58-54-3500	Mojave Solar Project. Alpha Plant. Electric trays support II steel structure. Cover sheet	Drawing	2	CIVIL -1	VENDOR	8/1/2013
2117	6007-PLN-AGE-58-52-3502	Mojave Solar Project. Alpha Plant. Electric trays support II foundation. Plan view and details	Drawing	3	CIVIL -1	VENDOR	8/1/2013
2118	6007-PLN-AGE-58-54-3502	Mojave Solar Project. Alpha Plant. Electric trays support II steel structure. Plan view	Drawing	4	CIVIL -1	VENDOR	8/1/2013
2119	6007-PLN-AGE-58-52-7500	Mojave Solar Project. Alpha Plant. Electric trays support II foundation. Cover sheet	Drawing	2	CIVIL -1	VENDOR	8/1/2013
2120	6007-PLN-AGE-58-54-7500	Mojave Solar Project. Alpha Plant. Electric trays support II steel structure. Cover sheet	Drawing	2	CIVIL -1	VENDOR	8/1/2013
2121	6007-PLN-AGE-58-52-7502	Mojave Solar Project. Beta Plant. Electric trays support II foundation. Plan view and details	Drawing	3	CIVIL -1	VENDOR	8/1/2013
2122	6007-PLN-AGE-58-54-7502	Mojave Solar Project. Beta Plant. Electric trays support II steel structure. Plan view	Drawing	4	CIVIL -1	VENDOR	8/1/2013
2123	TRUCT-1-31.00-A&B MV-317 Exhaust Suppo	Explanation Letter	Letter	NA	CIVIL -1	VENDOR	8/1/2013
2124	6007-PLN-ATP-00-50-S001	General Civil and Structural Notes	Drawing	3	CIVIL -1	VENDOR	8/1/2013
2125	6007-CAL-CTS-23-52-1600s	Calculation Report Alpha	Calculation	n/a	CIVIL -1	VENDOR	8/1/2013
2126	6007-CAL-CTS-23-52-6600s	Calculation Report Beta	Calculation	n/a	CIVIL -1	VENDOR	8/1/2013
2127	6007-PLN-CTS-23-52-1600_R1S	Field Alpha. Transformer Foundation BLDG 22, 26, 27. General Structural Notes.	Drawing	1	CIVIL -1	VENDOR	8/1/2013
2128	6007-PLN-CTS-23-52-1601-R2s	Field Alpha. Transformer Foundation BLDG 22, 26, 27. Foundation Plan.	Drawing	2	CIVIL -1	VENDOR	8/1/2013
2129	6007-PLN-CTS-23-52-6600_R1s	Field Beta. Transformer Foundation BLDG 22, 26, 27. General Structural Notes.	Drawing	1	CIVIL -1	VENDOR	8/1/2013
2130	6007-PLN-CTS-23-52-6601_R1s	Field Beta. Transformer Foundation BLDG 22, 26, 27. Foundation Plan.	Drawing	1	CIVIL -1	VENDOR	8/1/2013
2131	B22 Transformer Location ALPHA	Transformer Location ALPHA	Letter	0	CIVIL -1	VENDOR	8/1/2013
2132	B22 Transformer Location BETA	Transformer Location BETA	Letter	0	CIVIL -1	VENDOR	8/1/2013
2133	B26 B27 Transformers Location ALPHA	Transformers Location ALPHA	Letter	0	CIVIL -1	VENDOR	8/1/2013
2134	B26 B27 Transformers Location BETA	Transformers Location BETA	Letter	0	CIVIL -1	VENDOR	8/1/2013
2135	6007-CAL-AGE-67-52-4700	Calculation report for Utilities. Cooling Tower area Electric trays supports foundations Alpha Plant	Calculation	1	CIVIL -1	VENDOR	8/1/2013
2136	6007-PLN-AGE-67-52-4700	Field Alpha Electric trays supports foundation. Utilities. Cover sheet	Drawing	1	CIVIL -1	VENDOR	8/1/2013
2137	6007-PLN-AGE-67-52-4720	Field Alpha Electric trays supports foundation. Utilities. General notes	Drawing	1	CIVIL -1	VENDOR	8/1/2013

ABENER TEYMA
MOJAVE

Compliance No.: GEN-2
Job : Mojave Solar Project
Date: 04/10/2012 Description: Civil Master Drawing List

Line No.	Sheet No.	Description	Type of Document	Revision Number	Applicable Condition of Certification	Vendor Supplied or EOR	Submittal Date
2138	6007-PLN-AGE-67-52-4740	Field Alpha Electric trays supports foundation. Utilities. Plan view	Drawing	1	CIVIL -1	VENDOR	8/1/2013
2139	6007-PLN-AGE-67-52-4741	Field Alpha Electric trays supports foundation. Utilities. Details	Drawing	1	CIVIL -1	VENDOR	8/1/2013
2140	6007-PLN-AGE-67-52-4742	Field Alpha Electric trays supports foundation. Utilities. Anchor bolts	Drawing	0	CIVIL -1	VENDOR	8/1/2013
2141	6007-CAL-AGE-67-52-8700	Calculation report for Utilities. Cooling Tower area Electric trays supports foundations Beta Plant	Calculation	1	CIVIL -1	VENDOR	8/1/2013
2142	6007-PLN-AGE-67-52-8700	Beta Field Electric trays support foundation. Utilities. Cover sheet	Drawing	1	CIVIL -1	VENDOR	8/1/2013
2143	6007-PLN-AGE-67-52-8720	Field Beta Electric trays support foundation. Utilities. General notes	Drawing	1	CIVIL -1	VENDOR	8/1/2013
2144	6007-PLN-AGE-67-52-8740	Field Beta Electric trays support foundation. Utilities. Plan view	Drawing	1	CIVIL -1	VENDOR	8/1/2013
2145	6007-PLN-AGE-67-52-8741	Field Beta Electric trays support foundation. Utilities. Details	Drawing	1	CIVIL -1	VENDOR	8/1/2013
2146	6007-PLN-AGE-67-52-8742	Field Beta Electric trays support foundation. Utilities. Anchor bolts	Drawing	0	CIVIL -1	VENDOR	8/1/2013
2147	6007-CAL-AGE-00-54-2050	CALCULATION REPORT FOR I&C PANEL STRUCTURES. ALPHA PLANT	Calculation	0	CIVIL -1	VENDOR	8/1/2013
2148	6007-PLN-AGE-00-54-2050	MOJAVE SOLAR PROJECT ALPHA PLANT I&C PANELS STEEL. COVER SHEET	Drawing	0	CIVIL -1	VENDOR	8/1/2013
2149	6007-PLN-AGE-00-54-2051	MOJAVE SOLAR PROJECT ALPHA PLANT I&C PANELS STEEL. GENERAL NOTES	Drawing	0	CIVIL -1	VENDOR	8/1/2013
2150	6007-PLN-AGE-00-54-2052	MOJAVE SOLAR PROJECT ALPHA PLANT I&C PANELS STEEL. STEEL PLAN V	Drawing	0	CIVIL -1	VENDOR	8/1/2013
2151	6007-PLN-AGE-00-54-2053	MOJAVE SOLAR PROJECT ALPHA PLANT I&C PANELS STEEL. ICS TYPE 1. SECTION & DETAILS	Drawing	0	CIVIL -1	VENDOR	8/1/2013
2152	6007-PLN-AGE-00-54-2054	MOJAVE SOLAR PROJECT ALPHA PLANT I&C PANELS STEEL. ICS TYPE 2 AND 3. SECTION & DETAILS	Drawing	0	CIVIL -1	VENDOR	8/1/2013
2153	6007-PLN-AGE-00-54-2055	MOJAVE SOLAR PROJECT ALPHA PLANT I&C PANELS STEEL. ICS TYPE 4. SECTION & DETAILS	Drawing	0	CIVIL -1	VENDOR	8/1/2013
2154	6007-CAL-AGE-00-54-6050	CALCULATION REPORT FOR I&C PANEL STRUCTURES. BETA PLANT	Calculation	0	CIVIL -1	VENDOR	8/1/2013
2155	6007-PLN-AGE-00-54-6050	MOJAVE SOLAR PROJECT BETA PLANT I&C PANELS STEEL. COVER SHEET	Drawing	0	CIVIL -1	VENDOR	8/1/2013
2156	6007-PLN-AGE-00-54-6051	MOJAVE SOLAR PROJECT BETA PLANT I&C PANELS STEEL. GENERAL NOTES	Drawing	0	CIVIL -1	VENDOR	8/1/2013
2157	6007-PLN-AGE-00-54-6052	MOJAVE SOLAR PROJECT BETA PLANT I&C PANELS STEEL. STEEL PLAN V	Drawing	0	CIVIL -1	VENDOR	8/1/2013
2158	6007-PLN-AGE-00-54-6053	MOJAVE SOLAR PROJECT BETA PLANT I&C PANELS STEEL. ICS TYPE 1. SECTION & DETAILS	Drawing	0	CIVIL -1	VENDOR	8/1/2013
2159	6007-PLN-AGE-00-54-6054	MOJAVE SOLAR PROJECT BETA PLANT I&C PANELS STEEL. ICS TYPE 2 AND 3. SECTION & DETAILS	Drawing	0	CIVIL -1	VENDOR	8/1/2013
2160	6007-PLN-AGE-00-54-6055	MOJAVE SOLAR PROJECT BETA PLANT I&C PANELS STEEL. ICS TYPE 4. SECTION & DETAILS	Drawing	0	CIVIL -1	VENDOR	8/1/2013
2161	6007-PLN-AGE-25-52-4700	FIELD ALPHA.ELECTRICAL TRAYS SUPPORT FOUNDATION.POWER BLOCK.COVER SHEET	Drawing	0	CIVIL -1	VENDOR	8/2/2013
2162	6007-PLN-AGE-25-52-4720	FIELD ALPHA.ELECTRICAL TRAYS SUPPORT FOUNDATION.POWER BLOCK.GENERAL NOTES	Drawing	0	CIVIL -1	VENDOR	8/2/2013
2163	6007-PLN-AGE-25-52-4740	FIELD ALPHA.ELECTRICAL TRAYS SUPPORT FOUNDATION.POWER BLOCK.FOUNDATION PLAN	Drawing	0	CIVIL -1	VENDOR	8/2/2013
2164	6007-PLN-AGE-25-52-4741	FIELD ALPHA.ELECTRICAL TRAYS SUPPORT FOUNDATION.POWER BLOCK.DETAILS TYPE 1.	Drawing	0	CIVIL -1	VENDOR	8/2/2013
2165	6007-PLN-AGE-25-52-4742	FIELD ALPHA.ELECTRICAL TRAYS SUPPORT FOUNDATION.POWER BLOCK.DETAILS TYPE 2.	Drawing	0	CIVIL -1	VENDOR	8/2/2013
2166	6007-CAL-AGE-25-52-4700	CALCULATION REPORT FOR ELECTRICAL TRAYS SUPPORTS FOUNDATIONS POWER BLOCK ALPHA	Calculation	0	CIVIL -1	VENDOR	8/2/2013
2167	6007-PLN-AGE-25-52-8700	FIELD BETA.ELECTRICAL TRAYS SUPPORT FOUNDATION.POWER BLOCK.COVER SHEET	Drawing	0	CIVIL -1	VENDOR	8/2/2013
2168	6007-PLN-AGE-25-52-8720	FIELD BETA.ELECTRICAL TRAYS SUPPORT FOUNDATION.POWER BLOCK.GENERAL NOTES	Drawing	0	CIVIL -1	VENDOR	8/2/2013
2169	6007-PLN-AGE-25-52-8740	FIELD BETA.ELECTRICAL TRAYS SUPPORT FOUNDATION.POWER BLOCK.Structural PLAN	Drawing	0	CIVIL -1	VENDOR	8/2/2013
2170	6007-PLN-AGE-25-52-8741	FIELD BETA.ELECTRICAL TRAYS SUPPORT FOUNDATION.POWER BLOCK.DETAILS TYPE 1.	Drawing	0	CIVIL -1	VENDOR	8/2/2013
2171	6007-PLN-AGE-25-52-8742	FIELD BETA.ELECTRICAL TRAYS SUPPORT FOUNDATION.POWER BLOCK.DETAILS TYPE 2.	Drawing	0	CIVIL -1	VENDOR	8/2/2013
2172	6007-CAL-AGE-25-52-8700	CALCULATION REPORT FOR ELECTRICAL TRAYS SUPPORTS FOUNDATIONS POWER BLOCK BETA	Calculation	0	CIVIL -1	VENDOR	8/2/2013
2173	6007-PLN-AGE-25-54-4700	FIELD ALPHA.ELECTRICAL TRAYS SUPPORT STEEL STRUCTURE.POWER BLOCK.COVER SHEET	Drawing	0	CIVIL -1	VENDOR	8/2/2013
2174	6007-PLN-AGE-25-54-4720	FIELD ALPHA.ELECTRICAL TRAYS SUPPORT.STEEL STRUCTURE.GENERAL NOTES	Drawing	0	CIVIL -1	VENDOR	8/2/2013
2175	6007-PLN-AGE-25-54-4740	FIELD ALPHA.ELECTRICAL TRAYS SUPPORT STEEL STRUCTURE.STRUCTURAL PLAN VIEW	Drawing	0	CIVIL -1	VENDOR	8/2/2013
2176	6007-PLN-AGE-25-54-4741	FIELD ALPHA.ELECTRICAL TRAYS FRAME SUPPORT 1.DETAILS	Drawing	0	CIVIL -1	VENDOR	8/2/2013
2177	6007-PLN-AGE-25-54-4742	ELECTRICAL TRAYS FRAME SUPPORT (2,3, 4). DETAILS	Drawing	0	CIVIL -1	VENDOR	8/2/2013
2178	6007-CAL-AGE-25-54-4700	CALCULATION REPORT FOR ELECTRICAL TRAYS SUPPORTS STEEL STRUCTURE POWER BLOCK ALPHA	Calculation	0	CIVIL -1	VENDOR	8/2/2013
2179	6007-PLN-AGE-25-54-8700	FIELD BETA.ELECTRICAL TRAYS SUPPORT STEEL STRUCTURE.POWER BLOCK.COVER SHEET	Drawing	0	CIVIL -1	VENDOR	8/2/2013
2180	6007-PLN-AGE-25-54-8720	FIELD BETA.ELECTRICAL TRAYS SUPPORT.STEEL STRUCTURE.GENERAL NOTES	Drawing	0	CIVIL -1	VENDOR	8/2/2013
2181	6007-PLN-AGE-25-54-8740	FIELD BETA.ELECTRICAL TRAYS SUPPORT STEEL STRUCTURE.STRUCTURAL PLAN VIEW	Drawing	0	CIVIL -1	VENDOR	8/2/2013
2182	6007-PLN-AGE-25-54-8741	FIELD BETA.ELECTRICAL TRAYS FRAME SUPPORT 1.DETAILS	Drawing	0	CIVIL -1	VENDOR	8/2/2013
2183	6007-PLN-AGE-25-54-8742	ELECTRICAL TRAYS FRAME SUPPORT (2,3, 4). DETAILS	Drawing	0	CIVIL -1	VENDOR	8/2/2013
2184	6007-CAL-AGE-25-54-8700	CALCULATION REPORT FOR ELECTRICAL TRAYS SUPPORTS STEEL STRUCTURE POWER BLOCK BETA	Calculation	0	CIVIL -1	VENDOR	8/2/2013
2185	6007-PLN-AGE-40-52-4100-R06	Mojave Solar Project. Alpha plant. Water Treatment Building foundations. Cover sheet	Drawing	6	CIVIL -1	VENDOR	8/3/2013
2186	6007-PLN-AGE-40-52-4140-R07	Mojave Solar Project. Alpha plant. Water Treatment Building foundations. Foundation plan	Drawing	7	CIVIL -1	VENDOR	8/3/2013
2187	6007-PLN-AGE-40-52-4141-R07	Mojave Solar Project. Alpha plant. Water Treatment Building foundations. Mat bottom reinforcement	Drawing	7	CIVIL -1	VENDOR	8/3/2013
2188	6007-PLN-AGE-40-52-4142-R07	Mojave Solar Project. Alpha plant. Water Treatment Building foundations. Mat top reinforcement	Drawing	7	CIVIL -1	VENDOR	8/3/2013
2189	6007-PLN-AGE-40-52-4143-R05	Mojave Solar Project. Alpha plant. Water Treatment Building foundations. Extra top reinforcement	Drawing	5	CIVIL -1	VENDOR	8/3/2013
2190	6007-PLN-AGE-40-52-4144-R05	Mojave Solar Project. Alpha plant. Water Treatment Building foundations. Extra bottom reinforcement	Drawing	5	CIVIL -1	VENDOR	8/3/2013
2191	6007-PLN-AGE-40-52-4145-R05	Mojave Solar Project. Alpha plant. Water Treatment Building foundations. Mat reinforcement details	Drawing	5	CIVIL -1	VENDOR	8/3/2013
2192	6007-PLN-AGE-40-52-4150-R05	Mojave Solar Project. Alpha plant. Water Treatment Building foundations. Drainage	Drawing	5	CIVIL -1	VENDOR	8/3/2013
2193	6007-PLN-AGE-40-52-4160-R05	Mojave Solar Project. Alpha plant. Water Treatment Building foundations. Pier and rack supports anchor layout	Drawing	5	CIVIL -1	VENDOR	8/3/2013
2194	6007-PLN-AGE-40-52-4161-R04	Mojave Solar Project. Alpha plant. Water Treatment Building foundations. Pier and rack supports detail	Drawing	4	CIVIL -1	VENDOR	8/3/2013
2195	6007-PLN-AGE-40-52-4162-R04	Mojave Solar Project. Alpha plant. Water Treatment Building foundations. Assemblies and details	Drawing	4	CIVIL -1	VENDOR	8/3/2013
2196	6007-PLN-AGE-40-52-4163-R05	Mojave Solar Project. Alpha plant. Water Treatment Building foundations. Skid and bench support layouts	Drawing	5	CIVIL -1	VENDOR	8/3/2013
2197	6007-PLN-AGE-40-52-4164-R03	Mojave Solar Project. Alpha plant. Water Treatment Building foundations. Skid supports details	Drawing	3	CIVIL -1	VENDOR	8/3/2013
2198	6007-PLN-AGE-40-52-4173-R05	Mojave Solar Project. Alpha plant. Water Treatment Building foundations. Skid supports layouts	Drawing	5	CIVIL -1	VENDOR	8/3/2013
2199	6007-PLN-AGE-40-52-8100-R06	Mojave Solar Project. Beta plant. Water Treatment Building foundations. Cover sheet	Drawing	6	CIVIL -1	VENDOR	8/3/2013
2200	6007-PLN-AGE-40-52-8140-R07	Mojave Solar Project. Beta plant. Water Treatment Building foundations. Foundation plan	Drawing	7	CIVIL -1	VENDOR	8/3/2013
2201	6007-PLN-AGE-40-52-8141-R07	Mojave Solar Project. Beta plant. Water Treatment Building foundations. Mat bottom reinforcement	Drawing	7	CIVIL -1	VENDOR	8/3/2013
2202	6007-PLN-AGE-40-52-8142-R07	Mojave Solar Project. Beta plant. Water Treatment Building foundations. Mat top reinforcement	Drawing	7	CIVIL -1	VENDOR	8/3/2013
2203	6007-PLN-AGE-40-52-8143-R05	Mojave Solar Project. Beta plant. Water Treatment Building foundations. Extra top reinforcement	Drawing	5	CIVIL -1	VENDOR	8/3/2013
2204	6007-PLN-AGE-40-52-8144-R05	Mojave Solar Project. Beta plant. Water Treatment Building foundations. Extra bottom reinforcement	Drawing	5	CIVIL -1	VENDOR	8/3/2013
2205	6007-PLN-AGE-40-52-8145-R05	Mojave Solar Project. Beta plant. Water Treatment Building foundations. Mat reinforcement details	Drawing	5	CIVIL -1	VENDOR	8/3/2013
2206	6007-PLN-AGE-40-52-8150-R05	Mojave Solar Project. Beta plant. Water Treatment Building foundations. Drainage	Drawing	5	CIVIL -1	VENDOR	8/3/2013
2207	6007-PLN-AGE-40-52-8160-R05	Mojave Solar Project. Beta plant. Water Treatment Building foundations. Pier and rack supports anchor layout	Drawing	5	CIVIL -1	VENDOR	8/3/2013
2208	6007-PLN-AGE-40-52-8161-R04	Mojave Solar Project. Beta plant. Water Treatment Building foundations. Pier and rack supports detail	Drawing	4	CIVIL -1	VENDOR	8/3/2013
2209	6007-PLN-AGE-40-52-8162-R04	Mojave Solar Project. Beta plant. Water Treatment Building foundations. Assemblies and details	Drawing	4	CIVIL -1	VENDOR	8/3/2013
2210	6007-PLN-AGE-40-52-8163-R05	Mojave Solar Project. Beta plant. Water Treatment Building foundations. Skid and bench support layouts	Drawing	5	CIVIL -1	VENDOR	8/3/2013
2211	6007-PLN-AGE-40-52-8164-R03	Mojave Solar Project. Beta plant. Water Treatment Building foundations. Skid supports details	Drawing	3	CIVIL -1	VENDOR	8/3/2013
2212	6007-PLN-AGE-40-52-8173-R05	Mojave Solar Project. Beta plant. Water Treatment Building foundations. Skid supports layouts	Drawing	5	CIVIL -1	VENDOR	8/3/2013
2213	Explanation letter_STRUCT-1-17.00	Alpha and Beta Water Treatment foundation	Letter	n/a	CIVIL -1	VENDOR	8/3/2013
2214	6007-PLN-ATP-00-50-S001	General Civil and Structural Notes	Drawing	3	CIVIL -1	VENDOR	8/3/2013

Compliance No.: GEN-2
Job: Mojave Solar Project
Date: 31 Jan 2012
Description: Electrical Site Drawings List - Alpha

Drawing Number	Drawing Title	Applicable Condition of Certification	Vendor Supplied or EOR	Submittal Date	Reason For Submittal		Type of Document
6007-PLN-ATP-00-21-O001	Electrical One-Line Diagram Symbol List	ELEC-1 (TYP)	Vendor	29-Nov-11	Approval		Drawing
6007-PLN-ATP-00-21-O010	Overall One-Line Diagram-Alpha Site	ELEC-1 (TYP)	Vendor	23-Sep-11	Approval		Drawing
6007-PLN-ATP-18-52-R101	Electrical Layout Building #22 Main Electric Station-Alpha Site	ELEC-1 (TYP)	Vendor	9-Sep-11	Approval		Drawing
6007-PLN-ATP-18-52-R102	Electrical Layout Building #27 HTF Station-Alpha Site	ELEC-1 (TYP)	Vendor	9-Sep-11	Approval		Drawing
6007-PLN-ATP-18-52-R103	Electrical Layout Building #26 Cooling Water Station-Alpha Site	ELEC-1 (TYP)	Vendor	9-Sep-11	Approval		Drawing
6007-PLN-ATP-18-52-R104	Electrical Layout Building #13 STG1 Station-Alpha Site	ELEC-1 (TYP)	Vendor	18-Nov-11	Approval		Drawing
6007-PLN-ATP-18-52-R106	Building Layout 101 SUB 001 Solar Field Station-Alpha Site	ELEC-1 (TYP)	Vendor	9-Sep-11	Approval		Drawing
6007-PLN-ATP-18-52-R107	Building Layout 102 SUB 001 Solar Field Station-Alpha Site	ELEC-1 (TYP)	Vendor	9-Sep-11	Approval		Drawing
6007-PLN-ATP-18-52-R108	Building Layout 103 SUB 001 Solar Field Station-Alpha Site	ELEC-1 (TYP)	Vendor	9-Sep-11	Approval		Drawing
6007-PLN-ATP-18-52-R109	Building Layout 104 SUB 001 Solar Field Station-Alpha Site	ELEC-1 (TYP)	Vendor	9-Sep-11	Approval		Drawing
6007-PLN-ATP-23-21-O105	General One-Line Diagram 230KV Substation-Alpha Site	ELEC-1 (TYP)	Vendor	23-Sep-11	Approval		Drawing
6007-PLN-ATP-23-21-O107	General One-Line Diagram 230KV Substation Utility Interconnection-Alpha/Beta Site	ELEC-1 (TYP)	Vendor		Approval		Drawing
6007-PLN-ATP-23-21-O108	Metering And Relaying One-Line Key Plan-Alpha Site	ELEC-1 (TYP)	Vendor	6-Jul-11	Approval		Drawing
6007-PLN-ATP-23-21-O109	Metering And Relaying One-Line Diagram STG1-Alpha Site	ELEC-1 (TYP)	Vendor	6-Jul-11	Approval		Drawing
6007-PLN-ATP-23-21-O110	Metering And Relaying One-Line Diagram APT1-Alpha Site	ELEC-1 (TYP)	Vendor	6-Jul-11	Approval		Drawing
6007-PLN-ATP-23-21-O113	Metering And Relaying One-Line 230 KV Transmission Line-Alpha Site	ELEC-1 (TYP)	Vendor	6-Jul-11	Approval		Drawing
6007-PLN-ATP-23-21-O114	Metering And Relaying Substation Trip/Close Control Logic One Line-Alpha Site	ELEC-1 (TYP)	Vendor	6-Jul-11	Approval		Drawing
6007-PLN-ATP-23-22-B106	DC Schematic STG1 Protection-Alpha Site	ELEC-1 (TYP)	Vendor	1-Dec-11	Approval		Drawing
6007-PLN-ATP-23-22-B108	DC Schematic STG1 Unit Protection-Alpha Site	ELEC-1 (TYP)	Vendor	1-Dec-11	Approval		Drawing
6007-PLN-ATP-23-22-B109	DC Schematic Excitation Protection STG1-Alpha Site	ELEC-1 (TYP)	Vendor	1-Dec-11	Approval		Drawing
6007-PLN-ATP-23-22-B110	DC Schematic Aux Power Transformer & Transmission Line Protection-Alpha Site	ELEC-1 (TYP)	Vendor	1-Dec-11	Approval		Drawing
6007-PLN-ATP-23-22-B116	AC Schematic Syncronization Bus STG1-Alpha Site	ELEC-1 (TYP)	Vendor	1-Dec-11	Approval		Drawing
6007-PLN-ATP-23-22-B117	DC Schematic Syncronization Bus STG1-Alpha Site	ELEC-1 (TYP)	Vendor	1-Dec-11	Approval		Drawing
6007-PLN-ATP-23-38-R100	230kV Substation Layout Plan View-Alpha Site	ELEC-1 (TYP)	Vendor	18-Nov-11	Approval		Drawing
6007-PLN-ATP-26-01-R100	230 KV Transmission Line Layout Plan-Alpha Site	ELEC-1 (TYP)	Vendor	23-Mar-11	Approval		Drawing
6007-PLN-ATP-26-38-R105	230 KV Substation Layout-Alpha/Beta Site	ELEC-1 (TYP)	Vendor	1-Dec-11	Approval		Drawing
6007-PLN-ATP-27-21-O160	480V Single Line LVSWGR-51 Building #13-Alpha Site	ELEC-1 (TYP)	Vendor	23-Sep-11	Approval		Drawing
6007-PLN-ATP-27-21-O165	480V Single Line LVSWGR-53 Building #10-Alpha Site	ELEC-1 (TYP)	Vendor	23-Sep-11	Approval		Drawing
6007-PLN-ATP-27-21-O170	480V Single-Line LVSWGR-54 Building #26-Alpha Site	ELEC-1 (TYP)	Vendor	23-Sep-11	Approval		Drawing
6007-PLN-ATP-27-21-O175	480V Single-Line LVSWGR-36 Building #27-Alpha Site	ELEC-1 (TYP)	Vendor	18-Nov-11	Approval		Drawing
6007-PLN-ATP-27-21-O305	480V Single-Line MCC-511 Building #13-Alpha Site	ELEC-1 (TYP)	Vendor	23-Sep-11	Approval		Drawing
6007-PLN-ATP-27-21-O325	480V Single-Line MCC-541 Building #26-Alpha Site	ELEC-1 (TYP)	Vendor	23-Sep-11	Approval		Drawing
6007-PLN-ATP-27-21-O335	480V Single-Line MCC-361 Electrical Building #27	ELEC-1 (TYP)	Vendor	23-Sep-11	Approval		Drawing
6007-PLN-ATP-27-23-P505	Electrical Panel PP-512 Building #22-Alpha Site	ELEC-1 (TYP)	Vendor	3-Oct-11	Approval		Drawing
6007-PLN-ATP-27-23-P506	Electrical Panel PP-51206 Building #22-Alpha Site	ELEC-1 (TYP)	Vendor	3-Oct-11	Approval		Drawing
6007-PLN-ATP-27-23-P510	Electrical Panel PP-513 Building #13-Alpha Site	ELEC-1 (TYP)	Vendor	3-Oct-11	Approval		Drawing
6007-PLN-ATP-27-23-P511	Electrical Panel PP-51306 Building #13-Alpha Site	ELEC-1 (TYP)	Vendor	3-Oct-11	Approval		Drawing
6007-PLN-ATP-27-23-P515	Electrical Panel PP-531 Building #10-Alpha Site	ELEC-1 (TYP)	Vendor	7-Dec-11	Approval		Drawing
6007-PLN-ATP-27-23-P520	Electrical Panel PP-532 Building #10-Alpha Site	ELEC-1 (TYP)	Vendor	3-Oct-11	Approval		Drawing
6007-PLN-ATP-27-23-P525	Electrical Panel PP-543 Building #26-Alpha Site	ELEC-1 (TYP)	Vendor	3-Oct-11	Approval		Drawing
6007-PLN-ATP-27-23-P526	Electrical Panel PP-54306 Building #26-Alpha Site	ELEC-1 (TYP)	Vendor	7-Dec-11	Approval		Drawing
6007-PLN-ATP-27-23-P535	Electrical Panel PP-363 Building #27	ELEC-1 (TYP)	Vendor	7-Dec-11	Approval		Drawing
6007-PLN-ATP-27-23-P536	Electrical Panel PP-36307 Building #27	ELEC-1 (TYP)	Vendor	7-Dec-11	Approval		Drawing
6007-PLN-ATP-28-21-O100	One-Line Diagram 15kV Distribution System-Alpha Site	ELEC-1 (TYP)	Vendor	23-Sep-11	Approval		Drawing
6007-PLN-ATP-28-21-O101	One-Line Diagram 15kV to 5kV VSD System-Alpha Site	ELEC-1 (TYP)	Vendor	23-Sep-11	Approval		Drawing
6007-PLN-ATP-28-21-O102	One-Line Diagram 5kV Distribution System-Alpha Site	ELEC-1 (TYP)	Vendor	9-Nov-11	Approval		Drawing
6007-PLN-ATP-28-21-O103	One-Line Diagram 5kV Distribution System-Alpha Site	ELEC-1 (TYP)	Vendor	23-Sep-11	Approval		Drawing
6007-PLN-ATP-28-21-O108	230 KV Metering & Relaying Protection Zone One-Line-Alpha Site	ELEC-1 (TYP)	Vendor	1-Dec-11	Approval		Drawing
6007-PLN-ATP-28-21-O110	230 KV Metering & Relaying One-Line - STG1 (STG2)-Alpha (Beta) Site	ELEC-1 (TYP)	Vendor	5-Dec-11	Approval		Drawing
6007-PLN-ATP-28-21-O111	230 KV Metering & Relaying One-Line - APT1(APT2)-Alpha (Beta) Site	ELEC-1 (TYP)	Vendor	1-Dec-11	Approval		Drawing
6007-PLN-ATP-28-21-O112	230 KV Metering & Relaying One-Line - TL1 (TL2) Alpha (Beta) Site	ELEC-1 (TYP)	Vendor	1-Dec-11	Approval		Drawing
6007-PLN-ATP-28-21-O141	Solar Field Substation 101 SUB 001-Alpha Site	ELEC-1 (TYP)	Vendor	23-Sep-11	Approval		Drawing
6007-PLN-ATP-28-21-O142	Solar Field Substation 102 SUB 001-Alpha Site	ELEC-1 (TYP)	Vendor	23-Sep-11	Approval		Drawing
6007-PLN-ATP-28-21-O143	Solar Field Substation 103 SUB 001-Alpha Site	ELEC-1 (TYP)	Vendor	23-Sep-11	Approval		Drawing
6007-PLN-ATP-28-21-O144	Solar Field Substation 104 SUB 001-Alpha Site	ELEC-1 (TYP)	Vendor	23-Sep-11	Approval		Drawing
6007-PLN-ATP-28-21-O150	General One-Line Diagram 15 kV to 480V BOP Distribution System-Alpha Site	ELEC-1 (TYP)	Vendor	9-Nov-11	Approval		Drawing
6007-PLN-ATP-28-22-B120	AC Schematic MVSWGR-1 Main Breaker 52-0-Alpha Site	ELEC-1 (TYP)	Vendor	23-Sep-11	Approval		Drawing
6007-PLN-ATP-28-22-B121	DC Schematic Sheet 1 MVSWGR-1 Main Breaker 52-0-Alpha Site	ELEC-1 (TYP)	Vendor	23-Sep-11	Approval		Drawing
6007-PLN-ATP-28-22-B122	DC Schematic Sheet 2 MVSWGR-1 Main Breaker 52-0-Alpha Site	ELEC-1 (TYP)	Vendor	23-Sep-11	Approval		Drawing
6007-PLN-ATP-28-22-B125	AC Schematic DG1 Synchronizing Breaker 52-1-Alpha Site	ELEC-1 (TYP)	Vendor	23-Sep-11	Approval		Drawing
6007-PLN-ATP-28-22-B126	DC Schematic Sheet 1 DG1 Synchronizing Breaker 52-1-Alpha Site	ELEC-1 (TYP)	Vendor	23-Sep-11	Approval		Drawing
6007-PLN-ATP-28-22-B127	DC Schematic Sheet 2 DG1 Synchronizing Breaker 52-1-Alpha Site	ELEC-1 (TYP)	Vendor	23-Sep-11	Approval		Drawing
6007-PLN-ATP-28-22-B128	AC & DC Schematic Diesel Generator DG1-Alpha Site	ELEC-1 (TYP)	Vendor	23-Sep-11	Approval		Drawing
6007-PLN-ATP-28-22-B129	AC Schematic Synchronizing Bus-Alpha Site	ELEC-1 (TYP)	Vendor	23-Sep-11	Approval		Drawing
6007-PLN-ATP-28-22-B130	DC Schematic DG1 Synchronizing Bus Sheet 1-Alpha Site	ELEC-1 (TYP)	Vendor	23-Sep-11	Approval		Drawing
6007-PLN-ATP-28-22-B131	DC Schematic DG1 Synchronizing Bus Sheet 2-Alpha Site	ELEC-1 (TYP)	Vendor	23-Sep-11	Approval		Drawing
6007-PLN-ATP-28-22-B132	AC Schematic MVSWGR 1 Feeder Breakers 52-2 thru 52-5-Alpha Site	ELEC-1 (TYP)	Vendor	23-Sep-11	Approval		Drawing
6007-PLN-ATP-28-22-B133	DC Schematic Sheet 1 MVSWGR 1 Feeder Breakers 52-2 thru 52-5-Alpha Site	ELEC-1 (TYP)	Vendor	23-Sep-11	Approval		Drawing
6007-PLN-ATP-28-22-B134	DC Schematic Sheet 2 MVSWGR 1 Feeder Breakers 52-2 thru 52-5-Alpha Site	ELEC-1 (TYP)	Vendor	23-Sep-11	Approval		Drawing
6007-PLN-ATP-28-22-B135	MVSWGR-1 Communication Schematic-Alpha Site	ELEC-1 (TYP)	Vendor	23-Sep-11	Approval		Drawing
6007-PLN-ATP-28-22-B136	MVSWGR-1 Digital Clocking Schematic-Alpha Site	ELEC-1 (TYP)	Vendor	23-Sep-11	Approval		Drawing
6007-PLN-ATP-28-22-B140	AC & DC Schematic Variable Speed Drive VSD-31 Thru VSD-34-Alpha Site	ELEC-1 (TYP)	Vendor	23-Sep-11	Approval		Drawing
6007-PLN-ATP-28-22-B141	Communication Schematic Variable Speed Drive VSD-31 Thru VSD-34-Alpha Site	ELEC-1 (TYP)	Vendor	23-Sep-11	Approval		Drawing
6007-PLN-ATP-28-22-B145	AC & DC Schematic Variable Speed Drive VSD-44-Alpha Site	ELEC-1 (TYP)	Vendor	23-Sep-11	Approval		Drawing
6007-PLN-ATP-28-22-B146	Communication Schematic Variable Speed Drive VSD-44-Alpha Site	ELEC-1 (TYP)	Vendor	23-Sep-11	Approval		Drawing
6007-PLN-ATP-28-22-B150	AC & DC Schematic Medium Voltage Switch MVS-30-Alpha Site	ELEC-1 (TYP)	Vendor	23-Sep-11	Approval		Drawing
6007-PLN-ATP-28-22-B153	Communication Schematic MVS-30-Alpha Site	ELEC-1 (TYP)	Vendor	23-Sep-11	Approval		Drawing
6007-PLN-ATP-28-22-B155	AC & DC Schematic Medium Voltage Switch MVS-51 - MVS-57-Alpha Site	ELEC-1 (TYP)	Vendor	23-Sep-11	Approval		Drawing
6007-PLN-ATP-28-22-B160	AC Schematic MVSWGR-4 Feeder Breaker 152-40 thru 43-Alpha Site	ELEC-1 (TYP)	Vendor	23-Sep-11	Approval		Drawing
6007-PLN-ATP-28-22-B161	DC Schematic MVSWGR-4 Feeder Breaker 152-40 Thru 43-Alpha Site	ELEC-1 (TYP)	Vendor	23-Sep-11	Approval		Drawing
6007-PLN-ATP-28-22-B162	DC Schematic Sheet 2 MVSWGR 4 Feeder Breakers 152-40 thru 152-43-Alpha Site	ELEC-1 (TYP)	Vendor	23-Sep-11	Approval		Drawing
6007-PLN-ATP-28-22-B163	Communication Schematic MVSWGR-4-Alpha Site	ELEC-1 (TYP)	Vendor	23-Sep-11	Approval		Drawing
6007-PLN-ATP-28-21-O001	Construction Temporary Power One Line Diagram	ELEC-1 (TYP)	Vendor	16-Aug-12	Approval		Drawing
6007-PLN-ATP-28-21-O002	Construction Temporary Power Distribution- One Line Diagram	ELEC-1 (TYP)	Vendor	16-Aug-12	Approval		Drawing
6007-PLN-ATP-28-21-O003	Construction Temporary Power Distribution- One Line Diagram	ELEC-1 (TYP)	Vendor	16-Aug-12	Approval		Drawing
6007-PLN-ATP-28-21-O004	Construction Temporary Power Distribution- One Line Diagram	ELEC-1 (TYP)	Vendor	16-Aug-12	Approval		Drawing
6007-PLN-ATP-28-21-P002	Construction Temporary Power Distribution Panel Schedules	ELEC-1 (TYP)	Vendor	16-Aug-12	Approval		Drawing
6007-PLN-ATP-28-21-P003	Construction Temporary Power Distribution Panel Schedules	ELEC-1 (TYP)	Vendor	16-Aug-12	Approval		Drawing
6007-PLN-ATP-28-21-P004	Construction Temporary Power Distribution Panel Schedules	ELEC-1 (TYP)	Vendor	16-Aug-12	Approval		Drawing
6007-PLN-ATP-28-21-P005	Construction Temporary Power Distribution Panel Schedules	ELEC-1 (TYP)	Vendor	16-Aug-12	Approval		Drawing
6007-PLN-ATP-28-21-P007	Construction Temporary Power Distribution Panel Schedules	ELEC-1 (TYP)	Vendor	16-Aug-12	Approval		Drawing
6007-PLN-ATP-28-21-R001	Construction Temporary Power Electrical Site Plan	ELEC-1 (TYP)	Vendor	16-Aug-12	Approval		Drawing
6007-PLN-ATP-28-21-R002	Construction Temporary Power for Alpha Plant	ELEC-1 (TYP)	Vendor	16-Aug-12	Approval		Drawing
6007-PLN-ATP-28-21-R003	Construction Temporaty Power for Beta Plant	ELEC-1 (TYP)	Vendor	16-Aug-12	Approval		Drawing
6007-PLN-AGE-57-33-1000	Solar Field Grounding System General Details	ELEC-1 (TYP)	Vendor	27-Aug-12	Approval		Drawing
6007-PLN-AGE-57-33-1002	Solar Field Grounding System General Typical Solar Collector Type 1 Details	ELEC-1 (TYP)	Vendor	27-Aug-12	Approval		Drawing
6007-PLN-AGE-57-33-1003	Solar Field Grounding System General Typical Solar Collector Type 2 Details	ELEC-1 (TYP)	Vendor	27-Aug-12	Approval		Drawing
6007-PLN-AGE-57-33-1004	Solar Field Barrier Fence Grounding Details	ELEC-1 (TYP)	Vendor	27-Aug-12	Approval		Drawing
6007-PLN-AGE-57-33-1005	Solar Field Perimeter and Wind Fence Grounding Details	ELEC-1 (TYP)	Vendor	27-Aug-12	Approval		Drawing
6007-PLN-AGE-57-33-1006	Solar Field Screening Fence Grounding Details	ELEC-1 (TYP)	Vendor	27-Aug-12	Approval		Drawing
6007-PLN-AGE-57-33-1007	Solar Field Grounding System General Details	ELEC-1 (TYP)	Vendor	27-Aug-12	Approval		Drawing
6007-PLN-AGE-57-33-2000	Alpha Plant Solar Field General Grounding	ELEC-1 (TYP)	Vendor	27-Aug-12	Approval		Drawing
6007-PLN-AGE-57-33-2001	Mojave. Solar Field Grounding System Cover Sheet. Alpha	ELEC-1 (TYP)	Vendor	27-Aug-12	Approval		Drawing
6007-PLN-AGE-57-33-2002	Mojave. Solar Field Grounding System General Notes. Alpha	ELEC-1 (TYP)	Vendor	27-Aug-12	Approval		Drawing
6007-PLN-AGE-57-33-2006	Alpha Plant. Solar Field 103 Shed for HTF Valves Panelboard Grounding Plan (East Valve Area)	ELEC-1 (TYP)	Vendor	27-Aug-12	Approval		Drawing
6007-PLN-AGE-57-33-2101	Alpha Plant Solar Field 101 Grounding Plan	ELEC-1 (TYP)	Vendor	27-Aug-12	Approval		Drawing
6007-PLN-AGE-57-33-2102	Alpha Plant Solar Field 102 Grounding Plan	ELEC-1 (TYP)	Vendor	27-Aug-12	Approval		Drawing
6007-PLN-AGE-57-33-2103	Alpha Plant Solar Field 103 Grounding Plan	ELEC-1 (TYP)	Vendor	27-Aug-12	Approval		Drawing
6007-PLN-AGE-57-33-2104	Alpha Plant Solar Field 104 Grounding Plan	ELEC-1 (TYP)	Vendor	27-Aug-12	Approval		Drawing

Compliance No.: GEN-2
Job: Mojave Solar Project
Date: 31 Jan 2012
Description: Electrical Site Drawings List - Alpha

Drawing Number	Drawing Title	Applicable Condition of Certification	Vendor Supplied or EOR	Submittal Date	Reason For Submittal		Type of Document
6007-PLN-AGE-57-33-6000	Beta Plant Solar Field General Grounding	ELEC-1 (TYP)	Vendor	27-Aug-12	Approval		Drawing
6007-PLN-AGE-57-33-6001	Mojave. Solar Field Grounding System Cover Sheet. Beta	ELEC-1 (TYP)	Vendor	27-Aug-12	Approval		Drawing
6007-PLN-AGE-57-33-6002	Mojave. Solar Field Grounding System General Notes. Beta	ELEC-1 (TYP)	Vendor	27-Aug-12	Approval		Drawing
6007-PLN-AGE-57-33-6006	Beta Plant. Solar Field 109 Shed for HTF Valve Panelboard Grounding Plan (East Valve Area)	ELEC-1 (TYP)	Vendor	27-Aug-12	Approval		Drawing
6007-PLN-AGE-57-33-6007	Beta Plant. Solar Field 107 Shed for HTF Valves Panelboard Grounding Plan (North Valve Area)	ELEC-1 (TYP)	Vendor	27-Aug-12	Approval		Drawing
6007-PLN-AGE-57-33-6008	Beta Plant. Solar Field 109 Shed for HTF Valve Panelboard Grounding Plan (South Valve Area)	ELEC-1 (TYP)	Vendor	27-Aug-12	Approval		Drawing
6007-PLN-AGE-57-33-6105	Beta Plant Solar Field 105 Grounding Plan	ELEC-1 (TYP)	Vendor	27-Aug-12	Approval		Drawing
6007-PLN-AGE-57-33-6106	Beta Plant Solar Field 106 Grounding Plan	ELEC-1 (TYP)	Vendor	27-Aug-12	Approval		Drawing
6007-PLN-AGE-57-33-6107	Beta Plant Solar Field 107 Grounding Plan	ELEC-1 (TYP)	Vendor	27-Aug-12	Approval		Drawing
6007-PLN-AGE-57-33-6108	Beta Plant Solar Field 108 Grounding Plan	ELEC-1 (TYP)	Vendor	27-Aug-12	Approval		Drawing
6007-PLN-AGE-57-33-6109	Beta Plan Solar Field 109 Grounding Plan	ELEC-1 (TYP)	Vendor	27-Aug-12	Approval		Drawing
	BV Comment Letter ELEC 1-6.00 PC1 Abengoa Response	ELEC-1 (TYP)	Vendor	7-Sep-12	Approval		Drawing
6007-PLN-GFG00-50-C449	Fence Detail	ELEC-1 (TYP)	Vendor	27-Aug-12	Approval		Drawing
6007-PLN-AGE57-33-2000	GENERAL GROUNDING ALPHA	ELEC-1 (TYP)	Vendor	27-Aug-12	Approval		Drawing
6007-PLN-AGE57-33-2001	COVER SHEET ALPHA	ELEC-1 (TYP)	Vendor	27-Aug-12	Approval		Drawing
6007-PLN-AGE57-33-2002	GENERAL NOTES ALPHA	ELEC-1 (TYP)	Vendor	27-Aug-12	Approval		Drawing
6007-PLN-AGE57-33-2003	EAST VALVE AREA GROUNDING PLAN ALPHA	ELEC-1 (TYP)	Vendor	27-Aug-12	Approval		Drawing
6007-PLN-AGE57-33-2101	101 GROUNDING PLAN ALPHA	ELEC-1 (TYP)	Vendor	27-Aug-12	Approval		Drawing
6007-PLN-AGE57-33-2102	102 GROUNDING PLAN ALPHA	ELEC-1 (TYP)	Vendor	27-Aug-12	Approval		Drawing
6007-PLN-AGE57-33-2103	103 GROUNDING PLAN ALPHA	ELEC-1 (TYP)	Vendor	27-Aug-12	Approval		Drawing
6007-PLN-AGE57-33-2104	104 GROUNDING PLAN ALPHA	ELEC-1 (TYP)	Vendor	27-Aug-12	Approval		Drawing
6007-PLN-AGE57-33-6000	GENERAL GROUNDING BETA	ELEC-1 (TYP)	Vendor	27-Aug-12	Approval		Drawing
6007-PLN-AGE57-33-6001	COVER SHEET BETA	ELEC-1 (TYP)	Vendor	27-Aug-12	Approval		Drawing
6007-PLN-AGE57-33-6002	GENERAL NOTES BETA	ELEC-1 (TYP)	Vendor	27-Aug-12	Approval		Drawing
6007-PLN-AGE57-33-6006	EAST VALVE AREA GROUNDING PLAN BETA	ELEC-1 (TYP)	Vendor	27-Aug-12	Approval		Drawing
6007-PLN-AGE57-33-6007	NORTH VALVE AREA GROUNDING PLAN BETA	ELEC-1 (TYP)	Vendor	27-Aug-12	Approval		Drawing
6007-PLN-AGE57-33-6008	SOUTH VALVE AREA GROUNDING PLAN BETA	ELEC-1 (TYP)	Vendor	27-Aug-12	Approval		Drawing
6007-PLN-AGE57-33-6105	105 GROUNDING PLAN BETA	ELEC-1 (TYP)	Vendor	27-Aug-12	Approval		Drawing
6007-PLN-AGE57-33-6106	106 GROUNDING PLAN BETA	ELEC-1 (TYP)	Vendor	27-Aug-12	Approval		Drawing

Compliance No.: GEN-2
Job: Mojave Solar Project
Date: 31 Jan 2012
Description: Electrical Site Drawings List - Alpha

Drawing Number	Drawing Title	Applicable Condition of Certification	Vendor Supplied or EOR	Submittal Date	Reason For Submittal		Type of Document
6007-PLN-AGE57-33-6107	107 GROUNDING PLAN BETA	ELEC-1 (TYP)	Vendor	27-Aug-12	Approval		Drawing
6007-PLN-AGE57-33-6108	108 GROUNDING PLAN BETA	ELEC-1 (TYP)	Vendor	27-Aug-12	Approval		Drawing
6007-PLN-AGE57-33-6109	109 GROUNDING PLAN BETA	ELEC-1 (TYP)	Vendor	27-Aug-12	Approval		Drawing
6007-PLN-AGE57-33-1000	GROUNDING SYSTEM GENERAL Details	ELEC-1 (TYP)	Vendor	27-Aug-12	Approval		Drawing
6007-PLN-AGE57-33-1002	TYPE 1 DETAILS	ELEC-1 (TYP)	Vendor	27-Aug-12	Approval		Drawing
6007-PLN-AGE57-33-1003	TYPE 2 DETAILS	ELEC-1 (TYP)	Vendor	27-Aug-12	Approval		Drawing
6007-PLN-AGE57-33-1004	BARRIER FENCE GROUNDING DETAILS	ELEC-1 (TYP)	Vendor	27-Aug-12	Approval		Drawing
6007-PLN-AGE57-33-1005	PERIMETER AND WIND FENCE GROUNDING DETAILS	ELEC-1 (TYP)	Vendor	27-Aug-12	Approval		Drawing
6007-PLN-AGE57-33-1006	SCREENING FENCE GROUNDING DETAILS	ELEC-1 (TYP)	Vendor	27-Aug-12	Approval		Drawing
6007-PLN-AGE57-33-1007	GROUNDING SYSTEM GENERAL DETAILS	ELEC-1 (TYP)	Vendor	27-Aug-12	Approval		Drawing
6007-PLN-ATP61-33-G003	Sketch 3 Alpha DB-7 Print	ELEC-1 (TYP)	Vendor	21-Sep-12	Approval		Drawing
	Sketch Alpha DB7 Layout 2 Print	ELEC-1 (TYP)	Vendor	21-Sep-12	Approval		Drawing
	Sketch Alpha DB7 Print	ELEC-1 (TYP)	Vendor	21-Sep-12	Approval		Drawing
	Sketch Alpha Trailers UDS 19,20,21 Layout 2 Print	ELEC-1 (TYP)	Vendor	21-Sep-12	Approval		Drawing
	Sketch Alpha Trailers UDS 19,20,21 Print	ELEC-1 (TYP)	Vendor	21-Sep-12	Approval		Drawing
6007-PLN-AGE-21-33-1101	Steam Generation Area Grounding Package Cover sheet Alpha Plant	ELEC-1 (TYP)	Vendor	27-Aug-12	Approval		Drawing
6007-PLN-AGE-21-33-1111	Steam Generation Area Grounding Package General notes Alpha Plant	ELEC-1 (TYP)	Vendor	27-Aug-12	Approval		Drawing
6007-PLN-AGE-21-33-1501	Steam Generation Area Grounding Package Cover sheet Beta Plant	ELEC-1 (TYP)	Vendor	27-Aug-12	Approval		Drawing
6007-PLN-AGE-21-33-1502	Steam Generation Area Grounding Package General notes Beta Plant	ELEC-1 (TYP)	Vendor	27-Aug-12	Approval		Drawing
6007-PLN-AGE-21-33-5101	SG Grounding System Alpha Plant	ELEC-1 (TYP)	Vendor	27-Aug-12	Approval		Drawing
6007-PLN-AGE-21-33-5111	SG Grounding System Details Alpha Plant	ELEC-1 (TYP)	Vendor	27-Aug-12	Approval		Drawing
6007-PLN-AGE-21-33-5112	SG Grounding System Reheater Details Alpha Plant	ELEC-1 (TYP)	Vendor	27-Aug-12	Approval		Drawing
6007-PLN-AGE-21-33-9501	SG Grounding System Beta Plant	ELEC-1 (TYP)	Vendor	27-Aug-12	Approval		Drawing
6007-PLN-AGE-21-33-9511	SG Grounding System Details Beta Plant	ELEC-1 (TYP)	Vendor	27-Aug-12	Approval		Drawing
6007-PLN-AGE57-35-0015	Solar Field %th Ruting System Detail Ruting TT Loop	ELEC-1 (TYP)	Vendor	27-Aug-12	Approval		Drawing
6007-PLN-AGE57-35-0012	Solar Field Cable Trenching Details for Cable Routing Between CCps	ELEC-1 (TYP)	Vendor	27-Aug-12	Approval		Drawing
6007-PLN-AGE57-35-0013	Solar Field Cable Trenching Details for Cable Routing with Basins Between CCps	ELEC-1 (TYP)	Vendor	15-Oct-12	Approval		Drawing
6007-PLN-AGE57-35-0014	Solar Field Cable Trenching Detail MC Cable Routing Close CCPs	ELEC-1 (TYP)	Vendor	15-Oct-12	Approval		Drawing
6007-PLN-AGE58-33-5201	Alpha Plan. HTF Overflow Tank (A-MT-204A) Grounding Plan	ELEC-1 (TYP)	Vendor	15-Oct-12	Approval		Drawing
6007-PLN-AGE58-33-5202	Alpha Plan. HTF Overflow Tank (A-MT-204B) Grounding Plan	ELEC-1 (TYP)	Vendor	11-Sep-12	Approval		Drawing
6007-PLN-AGE59-33-7201	Beta Plan. HTF Overflow Tank (B-MT-204A) Grounding Plan	ELEC-1 (TYP)	Vendor	11-Sep-12	Approval		Drawing
6007-PLN-AGE59-33-7201	Beta Plan. HTF Overflow Tank (B-MT-204B) Grounding Plan	ELEC-1 (TYP)	Vendor	11-Sep-12	Approval		Drawing
6007-PLN-AGE67-33-1421	Cooling Towers Grounding Package. Cover Sheet-Alpha Plant	ELEC-1 (TYP)	Vendor	11-Sep-12	Approval		Drawing
6007-PLN-AGE67-33-1431	Cooling Towers Grounding Package. General Notes-Alpha Plant	ELEC-1 (TYP)	Vendor	14-Aug-12	Approval		Drawing
6007-PLN-AGE67-33-1821	Cooling Towers Grounding Package. Cover Sheet. Beta	ELEC-1 (TYP)	Vendor	5-Jul-12	Approval		Drawing
6007-PLN-AGE67-33-1831	Cooling Towers Grounding Package. General Notes. Beta	ELEC-1 (TYP)	Vendor	14-Aug-12	Approval		Drawing
6007-PLN-AGE67-33-5421	Cooling Towers Grounding Plan-Alpha plant	ELEC-1 (TYP)	Vendor	5-Jul-12	Approval		Drawing
6007-PLN-AGE67-33-5422	Cooling Towers Grounding Details-Alpha plant	ELEC-1 (TYP)	Vendor	14-Aug-12	Approval		Drawing
6007-PLN-AGE67-33-9821	Cooling Tower grounding Plan-Beta Plant	ELEC-1 (TYP)	Vendor	31-Jul-12	Approval		Drawing
6007-PLN-AGE67-33-9822	Cooling Towers Grounding Details-Beta plant	ELEC-1 (TYP)	Vendor	14-Aug-12	Approval		Drawing
6007-PLN-AGE67-33-0001	Polisher Feed Tank Details	ELEC-1 (TYP)	Vendor	31-Jul-12	Approval		Drawing
6007-PLN-AGE67-33-1001	Polisher feed tank Grounding Package General Notes	ELEC-1 (TYP)	Vendor	17-Sep-12	Approval		Drawing
6007-PLN-AGE67-33-1441	Polisher feed tank Grounding Package Cover Sheet-Alpha Plant	ELEC-1 (TYP)	Vendor	17-Sep-12	Approval		Drawing
6007-PLN-AGE67-33-1851	Polisher Feed tank Grounding Package Cover Sheet-Beta Plant	ELEC-1 (TYP)	Vendor	17-Sep-12	Approval		Drawing
6007-PLN-AGE67-33-5431	Polisher Feed Tank Grounding Plan-Alpha Plant	ELEC-1 (TYP)	Vendor	17-Sep-12	Approval		Drawing
6007-PLN-AGE67-33-9831	Polisher Feed Tank Grounding Plan-Beta Plant	ELEC-1 (TYP)	Vendor	17-Sep-12	Approval		Drawing
6007-PLN-AGE25-33-0001	Polished Water Tank Details	ELEC-1 (TYP)	Vendor	17-Sep-12	Approval		Drawing
6007-PLN-AGE25-33-1001	Polished Water tank Grounding Package General Notes	ELEC-1 (TYP)	Vendor	17-Sep-12	Approval		Drawing
6007-PLN-AGE25-33-1322	Polished Water tank Grounding Package Cover Sheet-Alpha Plant	ELEC-1 (TYP)	Vendor	17-Sep-12	Approval		Drawing
6007-PLN-AGE25-33-1705	Polished Water tank Grounding Package Cover Sheet-Beta Plant	ELEC-1 (TYP)	Vendor	17-Sep-12	Approval		Drawing
6007-PLN-AGE25-33-5322	Polished Water Tank Grounding Plan-Alpha Plant	ELEC-1 (TYP)	Vendor	17-Sep-12	Approval		Drawing
6007-PLN-AGE25-33-9722	Polished Water Tank Grounding Plan-Beta Plant	ELEC-1 (TYP)	Vendor	17-Sep-12	Approval		Drawing
6007-PLN-AGE67-33-1463	Cooling Tower Blow Down Tank Grounding Package Cover Sheet_Alpha Plant	ELEC-1 (TYP)	Vendor	13-Sep-12	Approval		Drawing
6007-PLN-AGE67-33-1473	Cooling Tower Blow down Tank Grounding Package General Notes_Alpha Plant	ELEC-1 (TYP)	Vendor	12-Sep-12	Approval		Drawing
6007-PLN-AGE67-33-1863	Cooling Tower Blow Down Tank Grounding Package Cover Sheet_Beta Plant	ELEC-1 (TYP)	Vendor	12-Sep-12	Approval		Drawing
6007-PLN-AGE67-33-1873	Cooling Tower Blow Down tank Grounding Package General Notes_beta Plant	ELEC-1 (TYP)	Vendor	12-Sep-12	Approval		Drawing
6007-PLN-AGE67-33-5414	Cooling Tower Blow Down Tank Grounding Details_Alpha Plant	ELEC-1 (TYP)	Vendor	12-Sep-12	Approval		Drawing
6007-PLN-AGE67-33-5443	Cooling Tower Blow down Tank Grounding Plan_Alpha Plant	ELEC-1 (TYP)	Vendor	11-Sep-12	Approval		Drawing
6007-PLN-AGE67-33-9814	Cooling Tower Blow Down Tank Grounding Details_Beta Plant	ELEC-1 (TYP)	Vendor	11-Sep-12	Approval		Drawing
6007-PLN-AGE67-33-9843	Cooling Tower Blow Down Tank Grounding Plan_Beta Plant	ELEC-1 (TYP)	Vendor	11-Sep-12	Approval		Drawing
6007-PLN-AGE67-33-1462	Process Make up water tank Grounding Package Cover Sheet_Alpha Plant	ELEC-1 (TYP)	Vendor	11-Sep-12	Approval		Drawing
6007-PLN-AGE67-33-1472	Process Make-up water tank Grounding Package General Notes_Alpha Plant	ELEC-1 (TYP)	Vendor	12-Sep-12	Approval		Drawing
6007-PLN-AGE67-33-1862	Process Make up water tank Grounding Package Cover Sheet_Beta Plant	ELEC-1 (TYP)	Vendor	12-Sep-12	Approval		Drawing
6007-PLN-AGE67-33-1872	Process Make-up water tank Grounding Package General Notes_Beta Plant	ELEC-1 (TYP)	Vendor	12-Sep-12	Approval		Drawing
6007-PLN-AGE67-33-5413	Process Make up Water tank Grounding Details_Alpha Plant	ELEC-1 (TYP)	Vendor	12-Sep-12	Approval		Drawing
6007-PLN-AGE67-33-5442	Process Make up Water Tank Grounding Plan_Alpha Plant	ELEC-1 (TYP)	Vendor	11-Sep-12	Approval		Drawing
6007-PLN-AGE67-33-9813	Process Make up Water tank Grounding Details_Beta Plant	ELEC-1 (TYP)	Vendor	11-Sep-12	Approval		Drawing
6007-PLN-AGE67-33-9842	Process Make up Water Tank Grounding Plan_Beta Plant	ELEC-1 (TYP)	Vendor	11-Sep-12	Approval		Drawing
	AMMC Application FO Optral DSP-1 Binder	ELEC-1 (TYP)	Vendor	28-Nov-12	Approval		
6007-PLN-AGE25-33-9721	Turbine/Condenser/Generator Grounding Pan Beta Plant	ELEC-1 (TYP)	Vendor	29-Nov-12	Approval		Drawing
6007-PLN-AGE25-33-5321	Turbine/Condenser/Generator Grounding Pan Alpha Plant	ELEC-1 (TYP)	Vendor	29-Nov-12	Approval		Drawing
6007-PLN-AGE25-33-1704	Turbine/Condenser/Generator Grounding Package General Notes. Beta Plant	ELEC-1 (TYP)	Vendor	29-Nov-12	Approval		Drawing
6007-PLN-AGE25-33-1703	Turbine/Condenser/Generator Grounding Package Cover Sheet. Beta Plant	ELEC-1 (TYP)	Vendor	29-Nov-12	Approval		Drawing
6007-PLN-AGE25-33-1331	Turbine/Condenser/Generator Grounding Package General Notes. Alpha Plant	ELEC-1 (TYP)	Vendor	29-Nov-12	Approval		Drawing
6007-PLN-AGE25-33-1321	Turbine/Condenser/Generator Grounding Package Cover Sheet. Alpha Plant	ELEC-1 (TYP)	Vendor	29-Nov-12	Approval		Drawing
6007-PLN-AGE25-33-0002	Power Block Grounding Details	ELEC-1 (TYP)	Vendor	29-Nov-12	Approval		Drawing
6007-PLN-AGE-57-31-0022	Solar Field Cable Trenching Details MC Cable Routing Close CCP's with Grounding Cable	ELEC-1 (TYP)	Vendor	14-Dec-12	Approval		Drawing
6007-PLN-AGE-57-33-1003	Solar Field Grounding System Typical Solar Collectors Type 2 Details	ELEC-1 (TYP)	Vendor	14-Dec-12	Approval		Drawing
6007-PLN-AGE-57-33-1007	Solar Field Grounding System General details	ELEC-1 (TYP)	Vendor	14-Dec-12	Approval		Drawing
6007-PLN-AGE-57-33-6106	Beta Plant Solar Field 106 Grounding Plan	ELEC-1 (TYP)	Vendor	14-Dec-12	Approval		Drawing
6007-PLN-AGE-57-31-0021	olar Field Cable Trenching Details For Cable Routing With Basins Between CCP's with Grounding Cab	ELEC-1 (TYP)	Vendor	14-Dec-12	Approval		Drawing
6007-PLN-AGE-57-33-1009	Solar Field Grounding System Typical Solar Collectors Type 4 Details	ELEC-1 (TYP)	Vendor	14-Dec-12	Approval		Drawing
6007-PLN-AGE-57-33-2101	Alpha Plant Solar Field 101 Grounding Plan	ELEC-1 (TYP)	Vendor	14-Dec-12	Approval		Drawing
6007-PLN-AGE-57-33-2103	Alpha Plant Solar Field 103 Grounding Plan	ELEC-1 (TYP)	Vendor	14-Dec-12	Approval		Drawing
6007-PLN-AGE-57-33-2102	Alpha Plant Solar Field 102 Grounding Plan	ELEC-1 (TYP)	Vendor	14-Dec-12	Approval		Drawing
6007-PLN-AGE-57-33-6107	Beta Plant Solar Field 107 Grounding Plan	ELEC-1 (TYP)	Vendor	14-Dec-12	Approval		Drawing
6007-PLN-AGE-57-33-6105	Beta Plant Solar Field 105 Grounding Plan	ELEC-1 (TYP)	Vendor	14-Dec-12	Approval		Drawing
6007-PLN-AGE-57-33-6108	Beta Plant Solar Field 108 Grounding Plan	ELEC-1 (TYP)	Vendor	14-Dec-12	Approval		Drawing
6007-PLN-AGE-57-33-2104	Alpha Plant Solar Field 104 Grounding Plan	ELEC-1 (TYP)	Vendor	14-Dec-12	Approval		Drawing
6007-PLN-AGE-57-33-1002	Solar Field Grounding System Typical Solar Collector Type 1 Details	ELEC-1 (TYP)	Vendor	14-Dec-12	Approval		Drawing
6007-PLN-AGE-57-33-1008	Solar Field Grounding System Typical Solar Collector Type 3 Details	ELEC-1 (TYP)	Vendor	14-Dec-12	Approval		Drawing
6007-PLN-AGE-57-33-6109	Beta Plant Solar Field 109 Grounding Plan	ELEC-1 (TYP)	Vendor	14-Dec-12	Approval		Drawing
6007-PLN-AGE-57-33-2000	Sketch, Alpha Grounding Layout, for Information Only.	ELEC-1 (TYP)	Vendor	18-Dec-12	Approval		Drawing
6007-PLN-AGE-57-33-6000	Sketch, Beta Grounding Layout, for Information Only.	ELEC-1 (TYP)	Vendor	18-Dec-12	Approval		Drawing
6007-CAL-AGE-57-33-2800	Solar Field Alpha Plant Grounding and Lightning Study.	ELEC-1 (TYP)	Vendor	18-Dec-12	Approval		Calculation
6007-CAL-AGE-57-33-6800	Solar Field Beta Plant Grounding and Lightning Study.	ELEC-1 (TYP)	Vendor	18-Dec-12	Approval		Calculation
6007-PLN-AGE-00-33-1001_R0	Pipe Rack Grounding Rack 1	ELEC-1 (TYP)	Vendor	21-Jan-13	Approval	0	Drawing
6007-PLN-AGE-00-33-1002_R0	Pipe Rack Grounding General Details	ELEC-1 (TYP)	Vendor	21-Jan-13	Approval	0	Drawing
6007-PLN-AGE-00-33-1003_R0	Pipe Rack Grounding Rack 3 North-South	ELEC-1 (TYP)	Vendor	21-Jan-13	Approval	0	Drawing
6007-PLN-AGE-00-33-1004_R0	Pipe Rack Grounding Rack 3 West-East	ELEC-1 (TYP)	Vendor	21-Jan-13	Approval	0	Drawing
6007-PLN-AGE-25-33-1321_R2	Turb Generator Cond Grounding Cover Alpha	ELEC-1 (TYP)	Vendor	21-Jan-13	Approval	2	Drawing
6007-PLN-AGE-25-33-1331_R1	Turb Generator Cond Grounding Notes Alpha	ELEC-1 (TYP)	Vendor	21-Jan-13	Approval	1	Drawing
6007-PLN-AGE-25-33-5301_R1	Turb Generator Cond & Aux Area Grounding Plan Alpha	ELEC-1 (TYP)	Vendor	21-Jan-13	Approval	1	Drawing
6007-PLN-AGE-25-33-5321_R2	Turb Generator Cond Grounding Plan Alpha	ELEC-1 (TYP)	Vendor	21-Jan-13	Approval	2	Drawing
6007-PLN-AGE-25-33-1703_R2	Turb Generator Cond Grounding Cover Beta	ELEC-1 (TYP)	Vendor	21-Jan-13	Approval	2	Drawing
6007-PLN-AGE-25-33-1704_R1	Turb Generator Cond Grounding Notes Beta	ELEC-1 (TYP)	Vendor	21-Jan-13	Approval	1	Drawing
6007-PLN-AGE-25-33-9701_R1	Turb Generator Cond & Aux Area Grounding Plan Beta	ELEC-1 (TYP)	Vendor	21-Jan-13	Approval	1	Drawing
6007-PLN-AGE-25-33-9721_R2	Turb Generator Cond Grounding Plan Beta	ELEC-1 (TYP)	Vendor	21-Jan-13	Approval	2	Drawing
6007-PLN-AGE-57-33-1000_R2	SF Grounding General Details	ELEC-1 (TYP)	Vendor	22-Jan-13	Approval	2	Drawing

Compliance No.: GEN-2
Job: Mojave Solar Project
Date: 31 Jan 2012
Description: Electrical Site Drawings List - Alpha

Drawing Number	Drawing Title	Applicable Condition of Certification	Vendor Supplied or EOR	Submittal Date	Reason For Submittal		Type of Document
6007-PLN-AGE-57-33-1002_R3	SF Grounding General Typical Solar Collector	ELEC-1 (TYP)	Vendor	22-Jan-13	Approval	3	Drawing
6007-PLN-AGE-57-33-1003_R3	SF Grounding General Typical Solar Collector	ELEC-1 (TYP)	Vendor	22-Jan-13	Approval	3	Drawing
6007-PLN-AGE-57-33-1004_R3	SF Barrier Fence Grounding Details	ELEC-1 (TYP)	Vendor	22-Jan-13	Approval	3	Drawing
6007-PLN-AGE-57-33-1005_R3	SF Perimeter and Wind Fence Grounding Details	ELEC-1 (TYP)	Vendor	22-Jan-13	Approval	3	Drawing
6007-PLN-AGE-57-33-1006_R3	SF Screening Fence Grounding Details	ELEC-1 (TYP)	Vendor	22-Jan-13	Approval	3	Drawing
6007-PLN-AGE-57-33-1007_R3	SF Grounding General Details	ELEC-1 (TYP)	Vendor	22-Jan-13	Approval	3	Drawing
6007-PLN-AGE-57-33-1008_R0	SF Grounding Type 3 Details	ELEC-1 (TYP)	Vendor	22-Jan-13	Approval	0	Drawing
6007-PLN-AGE-57-33-1009_R0	SF Grounding Type 4 Details	ELEC-1 (TYP)	Vendor	22-Jan-13	Approval	0	Drawing
6007-CAL-AGE-57-33-2800_R1	SF Alpha Grounding and Lightning Study	ELEC-1 (TYP)	Vendor	22-Jan-13	Approval	1	Calculation
6007-CAL-AGE-57-33-6800_R1	SF Beta Grounding and Lightning Study	ELEC-1 (TYP)	Vendor	22-Jan-13	Approval	1	Calculation
6007-PLN-AGE-57-33-2000_R3	Alpha SF General Grounding	ELEC-1 (TYP)	Vendor	22-Jan-13	Approval	3	Drawing
6007-PLN-AGE-57-33-2001_R1	Alpha SF General Grounding Cover	ELEC-1 (TYP)	Vendor	22-Jan-13	Approval	1	Drawing
6007-PLN-AGE-57-33-2002_R1	Alpha SF General Grounding Notes	ELEC-1 (TYP)	Vendor	22-Jan-13	Approval	1	Drawing
6007-PLN-AGE-57-33-2101_R5	Alpha SF 101 Grounding Plan	ELEC-1 (TYP)	Vendor	22-Jan-13	Approval	5	Drawing
6007-PLN-AGE-57-33-2102_R5	Alpha SF 102 Grounding Plan	ELEC-1 (TYP)	Vendor	22-Jan-13	Approval	5	Drawing
6007-PLN-AGE-57-33-2103_R5	Alpha SF 103 Grounding Plan	ELEC-1 (TYP)	Vendor	22-Jan-13	Approval	5	Drawing
6007-PLN-AGE-57-33-2104_R5	Alpha SF 104 Grounding Plan	ELEC-1 (TYP)	Vendor	22-Jan-13	Approval	5	Drawing
6007-PLN-AGE-57-33-6000_R3	Beta SF General Grounding	ELEC-1 (TYP)	Vendor	22-Jan-13	Approval	3	Drawing
6007-PLN-AGE-57-33-6001_R1	Beta SF General Grounding Cover	ELEC-1 (TYP)	Vendor	22-Jan-13	Approval	1	Drawing
6007-PLN-AGE-57-33-6002_R1	Beta SF General Grounding Notes	ELEC-1 (TYP)	Vendor	22-Jan-13	Approval	1	Drawing
6007-PLN-AGE-57-33-6105_R4	Beta SF 105 Grounding Plan	ELEC-1 (TYP)	Vendor	22-Jan-13	Approval	4	Drawing
6007-PLN-AGE-57-33-6106_R4	Beta SF 106 Grounding Plan	ELEC-1 (TYP)	Vendor	22-Jan-13	Approval	4	Drawing
6007-PLN-AGE-57-33-6107_R4	Beta SF 107 Grounding Plan	ELEC-1 (TYP)	Vendor	22-Jan-13	Approval	4	Drawing
6007-PLN-AGE-57-33-6108_R4	Beta SF 108 Grounding Plan	ELEC-1 (TYP)	Vendor	22-Jan-13	Approval	4	Drawing
6007-PLN-AGE-57-33-6109_R4	Beta SF 109 Grounding Plan	ELEC-1 (TYP)	Vendor	22-Jan-13	Approval	4	Drawing
ELEC-1-5.03 AMMC	Mojave Solar Construction Plan	ELEC-1 (TYP)	Vendor	31-Jan-13	Approval	0	plan
6007-PLN-AGE-58-33-3002-1	PB HTF Underground South Crossing Grounding	ELEC-1 (TYP)	Vendor	5-Feb-13	Approval	0	Drawing
6007-PLN-AGE-58-33-3002-2	PB HTF Underground North Crossing Grounding	ELEC-1 (TYP)	Vendor	5-Feb-13	Approval	0	Drawing
6007-PLN-AGE-58-33-3010	PB HTF Underground Crossing Grounding Details	ELEC-1 (TYP)	Vendor	5-Feb-13	Approval	0	Drawing
6007-PLN-AGE-58-33-3001-2	PB HTF Underground North Crossing Grounding	ELEC-1 (TYP)	Vendor	5-Feb-13	Approval	0	Drawing
6007-PLN-AGE-58-33-3001-1	PB HTF Underground North Crossing Grounding	ELEC-1 (TYP)	Vendor	5-Feb-13	Approval	0	Drawing
6007-PLN-AGE-58-33-5205_R0	Alpha PB HTF Expansion Vessel Grounding	ELEC-1 (TYP)	Vendor	7-Feb-13	Approval	0	Drawing
6007-PLN-AGE-58-33-7205_R0	Beta PB HTF Expansion Vessel Grounding	ELEC-1 (TYP)	Vendor	7-Feb-13	Approval	0	Drawing
Transmittal Letter	ELEC-1-4.07X1-Turbine Generator Condenser Grounding-PC1	ELEC-1 (TYP)	Vendor	7-Feb-13	Approval	0	letter
6007-CAL-AGE-57-33-2800	SF Alpha Grounding and Lightning Study	ELEC-1 (TYP)	Vendor	7-Feb-13	Approval	1	Calculation
6007-CAL-AGE-57-33-6800	SF Beta Grounding and Lightning Study	ELEC-1 (TYP)	Vendor	7-Feb-13	Approval	1	Calculation
6007-CAL-AGE-57-40-0301	Short Circuit Calculation in SF	ELEC-1 (TYP)	Vendor	7-Feb-13	Approval	0	Calculation
Application for AMMC	Fiber Optic Cables in Solar Field.	ELEC-1 (TYP)	Vendor	7-Feb-13	Approval	0	letter
6007-ESP-AGE-00-40-0300	Electrical Design Criteria	ELEC-1 (TYP)	Vendor	7-Feb-13	Approval	1	Spec
Transmittal Letter	ELEC-1-5.03-AMMC Application Direct Burial FO Cables Nexan SP495-PC1	ELEC-1 (TYP)	Vendor	7-Feb-13	Approval	0	letter
6007-GEN-ATD-23-00-G001	Quality Control Plan	ELEC-1 (TYP)	Vendor	12-Feb-13	Approval	A	plan
6007-GEN-ATD-23-00-G002	Health, Safety and Enviromental Plan	ELEC-1 (TYP)	Vendor	12-Feb-13	Approval	A	list
6007-ESP-ATD-23-54-E001	Technical Specification for Steel Structures	ELEC-1 (TYP)	Vendor	12-Feb-13	Approval	A	Spec
6007-PLN-ATD-23-54-C012	Substation Take Off Structure Loading Tree (Typical)	ELEC-1 (TYP)	Vendor	12-Feb-13	Approval	0	Drawing
6007-PLN-ATD-23-54-C013	Lightening Mast Loading Tree (Typical)	ELEC-1 (TYP)	Vendor	12-Feb-13	Approval	0	Drawing
6007-PLN-ATD-23-54-C014	CT & CVT Stand Loading Tree (Typical)	ELEC-1 (TYP)	Vendor	12-Feb-13	Approval	0	Drawing
6007-PLN-ATD-23-54-C015	Disconnecting Switch Stand - Loading Tree (Typical)	ELEC-1 (TYP)	Vendor	12-Feb-13	Approval	0	Drawing
6007-PLN-ATD-23-54-C017	Load Tree Typical Details	ELEC-1 (TYP)	Vendor	12-Feb-13	Approval	0	Drawing
6007-CAL-ATD-23-54-C038	Steel Load Tree Calculations	ELEC-1 (TYP)	Vendor	12-Feb-13	Approval	A	Calculation
6007-INF-ATD-23-50-C001	Geotechnical Report for Mojave Substation and Transmission Line	ELEC-1 (TYP)	Vendor	12-Feb-13	Approval	0	Report
6007-HDD-ATD-23-50-C061	Concrete Mix for the Foundations	ELEC-1 (TYP)	Vendor	12-Feb-13	Approval	0	Data
6007-PLN-ATD-23-50-C061	Rebar Shop Drawing	ELEC-1 (TYP)	Vendor	12-Feb-13	Approval	1	Drawing
6007-PLN-ATD-23-57-C071	Foundation Layout Drawing	ELEC-1 (TYP)	Vendor	12-Feb-13	Approval	5	Drawing
6007-PLN-ATD-23-48-E331	Circuit Breakers Drawings	ELEC-1 (TYP)	Vendor	12-Feb-13	Approval	A	Drawing
6007-PLN-ATD-23-48-E342	Capacitor Voltage Transformer Drawings	ELEC-1 (TYP)	Vendor	12-Feb-13	Approval	B	Drawing
6007-PLN-ATD-23-48-E343	Lightning Arrestors Drawings	ELEC-1 (TYP)	Vendor	12-Feb-13	Approval	A	Drawing
6007-PLN-ATD-23-48-E341	Disconnect Switches Drawings	ELEC-1 (TYP)	Vendor	12-Feb-13	Approval	B	Drawing
6007-PLN-ATD-23-48-E344	Current Transformer Drawings	ELEC-1 (TYP)	Vendor	12-Feb-13	Approval	B	Drawing
6007-INF-ATD-23-48-E0349	Current transformers excitation curves	ELEC-1 (TYP)	Vendor	12-Feb-13	Approval	A	Report
6007-PLN-ATD-23-21-E011	Switching Single Line Diagram	ELEC-1 (TYP)	Vendor	12-Feb-13	Approval	C	Drawing
6007-PLN-ATD-23-21-E012	One-Line Diagram	ELEC-1 (TYP)	Vendor	12-Feb-13	Approval	0	Drawing
6007-PLN-ATD-23-03-E022	230kV Section A-A	ELEC-1 (TYP)	Vendor	12-Feb-13	Approval	0	Drawing
6007-PLN-ATD-23-34-E071	AC and DC Station Single Line Diagram	ELEC-1 (TYP)	Vendor	12-Feb-13	Approval	B	Drawing
6007-PLN-ATD-23-34-E072	AC/DC Station Drawings	ELEC-1 (TYP)	Vendor	12-Feb-13	Approval	A	Drawing
6007-PLN-ATD-23-02-E101	General Insallaton Relay House	ELEC-1 (TYP)	Vendor	12-Feb-13	Approval	A	Drawing
6007-CAL-ATD-23-36-E038	Substation Lightning Protection Report	ELEC-1 (TYP)	Vendor	12-Feb-13	Approval	A	Calculation
6007-PLN-ATD-23-33-E041	Grounding Plan	ELEC-1 (TYP)	Vendor	12-Feb-13	Approval	0	Drawing
6007-PLN-ATD-23-33-E042	Grounding Details	ELEC-1 (TYP)	Vendor	12-Feb-13	Approval	A	Drawing
6007-PLN-ATD-23-33-E048	Mojave Substations Grounding Calculations	ELEC-1 (TYP)	Vendor	12-Feb-13	Approval	0	Drawing
6007-PLN-ATD-23-33-051	Duct Bank and Conduit Plan	ELEC-1 (TYP)	Vendor	12-Feb-13	Approval	0	Drawing
6007-PLN-ATD-23-41-E081	Tranmssion Line Protection Panel	ELEC-1 (TYP)	Vendor	12-Feb-13	Approval	A	Drawing
6007-PLN-ATD-23-41-E082	Transformer MPT1 Protection panel	ELEC-1 (TYP)	Vendor	12-Feb-13	Approval	A	Drawing
6007-PLN-ATD-23-41-E083	Transformer APT1 Protection panel	ELEC-1 (TYP)	Vendor	12-Feb-13	Approval	A	Drawing
6007-PLN-ATD-23-35-E091	Communication Drawing	ELEC-1 (TYP)	Vendor	12-Feb-13	Approval	C	Drawing
6007-PLN-ATD-23-35-E092	Comunication and control Panel	ELEC-1 (TYP)	Vendor	12-Feb-13	Approval	A	Drawing
6007-GEN-ATD-23-00-G004	Mojave Alpha & Beta Substation Project Schedule	ELEC-1 (TYP)	Vendor	12-Feb-13	Approval	7	plan
6007-INF-ATD-23-07-G008	Monthly Progress Project Report - August	ELEC-1 (TYP)	Vendor	12-Feb-13	Approval	A	Report
6007-INF-ATD-23-07-G009	Monthly Progress Project Report - September	ELEC-1 (TYP)	Vendor	12-Feb-13	Approval	A	Report
6007-INF-ATD-23-07-G010	Monthly Progress Project Report - October	ELEC-1 (TYP)	Vendor	12-Feb-13	Approval	A	Report
6007-INF-ATD-23-07-G011	Monthly Progress Project Report - November	ELEC-1 (TYP)	Vendor	12-Feb-13	Approval	A	Report
6007-INF-ATD-23-07-G012	Monthly Progress Project Report - December	ELEC-1 (TYP)	Vendor	12-Feb-13	Approval	A	Report
6007-INF-ATD-23-07-G013	Monthly Progress Project Report - January	ELEC-1 (TYP)	Vendor	12-Feb-13	Approval	A	Report
6007-GEN-ATD-26-00-G001	Quality Control Plan	ELEC-1 (TYP)	Vendor	12-Feb-13	Approval	A	plan
6007-GEN-ATD-26-00-G002	Health, Safety and Environmental Plan	ELEC-1 (TYP)	Vendor	12-Feb-13	Approval	A	plan
6007-ESP-ATD-26-48-C002	Staking Sheet	ELEC-1 (TYP)	Vendor	12-Feb-13	Approval	A	Spec
6007-PLN-ATD-26-52-C061	Direct Embed Foundation Details	ELEC-1 (TYP)	Vendor	12-Feb-13	Approval	0	Drawing
6007-PLN-ATD-26-52-C062	Pier Foundation Details	ELEC-1 (TYP)	Vendor	12-Feb-13	Approval	B	Drawing
6007-ESP-ATD-26-54-C018	Technical Specification for Welded Tubular Steel Transmission Structures	ELEC-1 (TYP)	Vendor	12-Feb-13	Approval	0	Spec
6007-CAL-ATD-26-54-E038	230kV Double Circuit Tangent Loading Tree	ELEC-1 (TYP)	Vendor	12-Feb-13	Approval	C	Calculation
6007-CAL-ATD-26-54-E039	230k V 45 Degree Angle Double Circuit Loading Tree	ELEC-1 (TYP)	Vendor	12-Feb-13	Approval	A	Calculation
6007-CAL-ATD-26-54-E040	90 Degree D.C. Tap Structure Loading Tree	ELEC-1 (TYP)	Vendor	12-Feb-13	Approval	B	Calculation
6007-CAL-ATD-26-54-E041	230kV Single Circuit DE Loading Tree	ELEC-1 (TYP)	Vendor	12-Feb-13	Approval	A	Calculation
6007-CAL-ATD-26-54-E042	230k Single Circuit Delta Tangent Loading Tree	ELEC-1 (TYP)	Vendor	12-Feb-13	Approval	C	Calculation
6007-CAL-ATD-26-54-E043	230KV 90 Degree Angle Loading Tree	ELEC-1 (TYP)	Vendor	12-Feb-13	Approval	A	Calculation
6007-CAL-ATD-26-54-E044	230kV Degree Angle Single Circuit Loading Tree	ELEC-1 (TYP)	Vendor	12-Feb-13	Approval	A	Calculation
6007-CAL-ATD-26-54-E045	230k Beta Tap Structure Double Circuit Loading Tree	ELEC-1 (TYP)	Vendor	12-Feb-13	Approval	A	Calculation
6007-CAL-ATD-26-54-E047	230k V Typical Details	ELEC-1 (TYP)	Vendor	12-Feb-13	Approval	A	Calculation
6007-CAL-ATD-26-54-E048	230kV Delta Tangent - Extra Shield WiresLoading Tree (Typical)	ELEC-1 (TYP)	Vendor	12-Feb-13	Approval	B	Calculation
6007-PLN-ATD-26-52-C072	230kV Double Circuit Tangent, Structure Framing Details	ELEC-1 (TYP)	Vendor	12-Feb-13	Approval	A	Drawing
6007-PLN-ATD-26-52-C073	230kV 45 Degree Angle, Structure Framing Details	ELEC-1 (TYP)	Vendor	12-Feb-13	Approval	A	Drawing

Compliance No.: GEN-2
Job: Mojave Solar Project
Date: 31 Jan 2012
Description: Electrical Site Drawings List - Alpha

Drawing Number	Drawing Title	Applicable Condition of Certification	Vendor Supplied or EOR	Submittal Date	Reason For Submittal		Type of Document
6007-PLN-ATD-26-52-C074	230kV 45 Degree Angles, Structure Framing Details	ELEC-1 (TYP)	Vendor	12-Feb-13	Approval	A	Drawing
6007-PLN-ATD-26-52-C075	230kV Single Circuit Delta Tangent, Structure Framing Details	ELEC-1 (TYP)	Vendor	12-Feb-13	Approval	A	Drawing
6007-PLN-ATD-26-52-C076	230kV 90 Degree Angle, Structure Framing Details	ELEC-1 (TYP)	Vendor	12-Feb-13	Approval	A	Drawing
6007-PLN-ATD-26-52-C077	230kV SC Delta Tangent-Extra Shield Wires, Structure Framing Details	ELEC-1 (TYP)	Vendor	12-Feb-13	Approval	A	Drawing
6007-PLN-ATD-26-52-C078	230kV Beta Tap Structure, Structure Framing Details	ELEC-1 (TYP)	Vendor	12-Feb-13	Approval	A	Drawing
6007-PLN-ATD-26-52-C079	90 Degree D.C. Tap Structure, Structure Framing Details	ELEC-1 (TYP)	Vendor	12-Feb-13	Approval	A	Drawing
6007-PLN-ATD-26-52-C081	230kV Single Circuit DE, Structure Framing Details	ELEC-1 (TYP)	Vendor	12-Feb-13	Approval	A	Drawing
6007-PLN-ATD-26-52-C082	230kV Single Circuit DE, Structure Framing Details	ELEC-1 (TYP)	Vendor	12-Feb-13	Approval	A	Drawing
6007-PLN-ATD-26-52-C083	230kV 90 Degree Angle, Structure Framing Details	ELEC-1 (TYP)	Vendor	12-Feb-13	Approval	A	Drawing
6007-PLN-ATD-26-52-C084	230kV Alpha Substation DE, Structure Framing Details	ELEC-1 (TYP)	Vendor	12-Feb-13	Approval	A	Drawing
6007-PLN-ATD-26-52-C085	230kV Beta Substation DE, Structure Framing Details	ELEC-1 (TYP)	Vendor	12-Feb-13	Approval	A	Drawing
6007-PLN-ATD-26-52-C086	230kV Beta Substation Static Mast, Structure Framing Details	ELEC-1 (TYP)	Vendor	12-Feb-13	Approval	A	Drawing
6007-CAL-ATD-26-42-P000-1A	Steel Tubular Poles - Top Section Assembly	ELEC-1 (TYP)	Vendor	12-Feb-13	Approval	0	Calculation
6007-CAL-ATD-26-42-P000-LC1	Steel Tubular Poles -Personal Access Device Clip Details	ELEC-1 (TYP)	Vendor	12-Feb-13	Approval	0	Calculation
6007-CAL-ATD-26-42-P000-SW1	Steel Tubular Poles - TAN SW ARM	ELEC-1 (TYP)	Vendor	12-Feb-13	Approval	0	Calculation
6007-CAL-ATD-26-42-P001-E1	Steel Tubular Poles - Erection Sheet	ELEC-1 (TYP)	Vendor	12-Feb-13	Approval	0	Calculation
6007-CAL-ATD-26-42-P001-1C	Steel Tubular Poles - BTM Sections	ELEC-1 (TYP)	Vendor	12-Feb-13	Approval	0	Calculation
6007-CAL-ATD-26-42-P002-E2	Steel Tubular Poles - Erection Sheet	ELEC-1 (TYP)	Vendor	12-Feb-13	Approval	0	Calculation
6007-CAL-ATD-26-42-P002-2C	Steel Tubular Poles - BTM Sections	ELEC-1 (TYP)	Vendor	12-Feb-13	Approval	0	Calculation
6007-CAL-ATD-26-42-P003-E3	Steel Tubular Poles - Erection Sheet	ELEC-1 (TYP)	Vendor	12-Feb-13	Approval	0	Calculation
6007-CAL-ATD-26-42-P003-3C	Steel Tubular Poles - BTM Sections	ELEC-1 (TYP)	Vendor	12-Feb-13	Approval	0	Calculation
6007-CAL-ATD-26-42-P004-E4	Steel Tubular Poles - Erection Sheet	ELEC-1 (TYP)	Vendor	12-Feb-13	Approval	0	Calculation
6007-CAL-ATD-26-42-P004-4C	Steel Tubular Poles - BTM Sections	ELEC-1 (TYP)	Vendor	12-Feb-13	Approval	0	Calculation
6007-PLN-ATD-26-51-E011	Transmission Line Route	ELEC-1 (TYP)	Vendor	12-Feb-13	Approval	A	Drawing
6007-PLN-ATD-26-51-C012	Plan and Profile Drawings	ELEC-1 (TYP)	Vendor	12-Feb-13	Approval	0	Drawing
6007-PLN-ATD-26-51-C013	Plan and Profile Drawings	ELEC-1 (TYP)	Vendor	12-Feb-13	Approval	0	Drawing
6007-PLN-ATD-26-51-C014	Plan and Profile Drawings	ELEC-1 (TYP)	Vendor	12-Feb-13	Approval	0	Drawing
6007-ESP-ATD-26-35-E001	Technical Specifications OPGW	ELEC-1 (TYP)	Vendor	12-Feb-13	Approval	A	Spec
6007-LIS-ATD-26-38-E020	Bill of Materials. Phase Conductor Assemblies.	ELEC-1 (TYP)	Vendor	12-Feb-13	Approval	C	list
6007-MAN-ATD-26-38-E001	Conductor 795 ACSR Data sheet and certificates	ELEC-1 (TYP)	Vendor	12-Feb-13	Approval	0	
6007-PLN-ATD-26-38-E002	Insulators Drawings	ELEC-1 (TYP)	Vendor	12-Feb-13	Approval	0	Drawing
6007-PLN-ATD-26-33-E041	Phasing Diagram	ELEC-1 (TYP)	Vendor	12-Feb-13	Approval	A	Drawing
6007-PLN-ATD-26-54-E032	Stringing Chart	ELEC-1 (TYP)	Vendor	12-Feb-13	Approval	A	Drawing
6007-LIS-ATD-26-54-E031	Assembly Drawings	ELEC-1 (TYP)	Vendor	12-Feb-13	Approval	C	list
6007-LIS-ATD-26-33-E040	Bill of Materials (OPGW, OHGH and Grounding)	ELEC-1 (TYP)	Vendor	12-Feb-13	Approval	C	list
6007-GEN-ATD-26-00-G004	Mojave Transmission Line Execution Plan	ELEC-1 (TYP)	Vendor	12-Feb-13	Approval	7	plan
6007-INF-ATD-26-06-G008	Monthly progress project Report August	ELEC-1 (TYP)	Vendor	12-Feb-13	Approval	A	Report
6007-INF-ATD-26-06-G009	Monthly Progress Project Report - September	ELEC-1 (TYP)	Vendor	12-Feb-13	Approval	A	Report
6007-INF-ATD-26-06-G010	Monthly Progress Project Report - October	ELEC-1 (TYP)	Vendor	12-Feb-13	Approval	A	Report
6007-INF-ATD-26-06-G011	Monthly Progress Project Report - November	ELEC-1 (TYP)	Vendor	12-Feb-13	Approval	A	Report
6007-INF-ATD-26-06-G012	Monthly Progress Project Report - December	ELEC-1 (TYP)	Vendor	12-Feb-13	Approval	A	Report
6007-INF-ATD-26-06-G013	Monthly Progress Project Report - January	ELEC-1 (TYP)	Vendor	12-Feb-13	Approval	A	Report
6007-PLN-AGE-57-33-1004_R4	SF Barrier Fence Grounding Details	ELEC-1 (TYP)	Vendor	18-Mar-13	Approval	A	Drawing
6007-PLN-AGE-57-33-1005_R4	SF Perimeter and Wind Fence Grounding Details	ELEC-1 (TYP)	Vendor	18-Mar-13	Approval	A	Drawing
6007-PLN-AGE-57-33-1006_R4	SF Screening Fence Grounding Details	ELEC-1 (TYP)	Vendor	18-Mar-13	Approval	A	Drawing
6007-PLN-AGE-57-33-2501-01_R0	Fences Grounding Plan Alpha	ELEC-1 (TYP)	Vendor	18-Mar-13	Approval	A	Drawing
6007-PLN-AGE-57-33-2501-02_R0	Fences Grounding Plan Alpha	ELEC-1 (TYP)	Vendor	18-Mar-13	Approval	A	Drawing
6007-PLN-AGE-57-33-6501_R0	Fences Grounding Plan Beta	ELEC-1 (TYP)	Vendor	18-Mar-13	Approval	A	Drawing
6007-PLN-AGE-00-33-1001_R2	Pipe Rack Grounding Rack 1	ELEC-1 (TYP)	Vendor	21-Mar-13	Approval	A	Drawing
6007-PLN-AGE-00-33-1002_R1	Pipe Rack Grounding General Details	ELEC-1 (TYP)	Vendor	21-Mar-13	Approval	A	Drawing
6007-PLN-AGE-00-33-1003_R2	Pipe Rack Grounding Rack 3 North-South	ELEC-1 (TYP)	Vendor	21-Mar-13	Approval	A	Drawing
6007-PLN-AGE-00-33-1004_R2	Pipe Rack Grounding Rack 3 West-East	ELEC-1 (TYP)	Vendor	21-Mar-13	Approval	A	Drawing
6007-PLN-AGE-00-33-1005_R1	Pipe Rack Grounding Rack 2	ELEC-1 (TYP)	Vendor	21-Mar-13	Approval	A	Drawing
6007-PLN-AGE-68-55-4000	Cover Sheet	ELEC-1 (TYP)	Vendor	21-Mar-13	Approval	A	Drawing
6007-PLN-AGE-29-55-2000	Cover Sheet	ELEC-1 (TYP)	Vendor	21-Mar-13	Approval	A	Drawing
6007-PLN-AGE-29-55-2001	General Notes	ELEC-1 (TYP)	Vendor	21-Mar-13	Approval	A	Drawing
6007-PLN-AGE-29-55-2002	Plan View	ELEC-1 (TYP)	Vendor	21-Mar-13	Approval	A	Drawing
6007-PLN-AGE-29-55-2003	sections	ELEC-1 (TYP)	Vendor	21-Mar-13	Approval	A	Drawing
6007-PLN-AGE-29-55-2004	Details I	ELEC-1 (TYP)	Vendor	21-Mar-13	Approval	A	Drawing
6007-PLN-AGE-29-55-2005	Details II	ELEC-1 (TYP)	Vendor	21-Mar-13	Approval	A	Drawing
6007-PLN-AGE-29-55-2006	Details III	ELEC-1 (TYP)	Vendor	21-Mar-13	Approval	A	Drawing
6007-PLN-AGE-29-55-2007	Details IV	ELEC-1 (TYP)	Vendor	21-Mar-13	Approval	A	Drawing
6007-PLN-AGE-29-55-2008	Details V	ELEC-1 (TYP)	Vendor	21-Mar-13	Approval	A	Drawing
6007-PLN_AGE-29-55-2009	Details VI	ELEC-1 (TYP)	Vendor	21-Mar-13	Approval	A	Drawing
6007-PLN_AGE-29-55-2010	Details VII	ELEC-1 (TYP)	Vendor	21-Mar-13	Approval	A	Drawing
6007-PLN_AGE-29-55-2011	Details VIII	ELEC-1 (TYP)	Vendor	21-Mar-13	Approval	A	Drawing
6007-PLN_AGE-29-55-2012	Details IX	ELEC-1 (TYP)	Vendor	21-Mar-13	Approval	A	Drawing
6007-PLN_AGE-29-55-2013	Details X	ELEC-1 (TYP)	Vendor	21-Mar-13	Approval	A	Drawing
6007-PLN_AGE-29-55-2014	Details XI	ELEC-1 (TYP)	Vendor	21-Mar-13	Approval	A	Drawing
6007-PLN_AGE-29-55-2015	Details XII	ELEC-1 (TYP)	Vendor	21-Mar-13	Approval	A	Drawing
6007-PLN_AGE-29-55-2016	Details XIII	ELEC-1 (TYP)	Vendor	21-Mar-13	Approval	A	Drawing
6007-PLN-AGE-00-50-S001	General Civil	ELEC-1 (TYP)	Vendor	21-Mar-13	Approval	A	Drawing
6007-PLN-AGE-57-33-1004_R5	SF Barrier Fence Grounding Details	ELEC-1 (TYP)	Vendor	3-24-2013	Approval	A	Drawing
6007-PLN-AGE-57-33-1005_R5	SF Perimeter and Wind Fence Grounding Details	ELEC-1 (TYP)	Vendor	3-24-2013	Approval	A	Drawing
6007-PLN-AGE-57-33-1006_R5	SF Screening Fence Grounding Details	ELEC-1 (TYP)	Vendor	3-24-2013	Approval	A	Drawing
6007-PLN-AGE-57-33-2501-01_R1	Fences Grounding Plan Alpha	ELEC-1 (TYP)	Vendor	3-24-2013	Approval	A	Drawing
6007-PLN-AGE-57-33-2501-02_R1	Fences Grounding Plan Alpha	ELEC-1 (TYP)	Vendor	3-24-2013	Approval	A	Drawing
6007-PLN-AGE-57-33-6501_R1	Fences Grounding Plan Beta	ELEC-1 (TYP)	Vendor	3-24-2013	Approval	A	Drawing
6007-PLN-AGE-67-33-5403_R0	Water Treatment Grounding Alpha	ELEC-1 (TYP)	Vendor	1-Apr-13	Approval	A	Drawing
6007-PLN-AGE-67-33-9803_R0	Water Treatment Grounding Beta	ELEC-1 (TYP)	Vendor	1-Apr-13	Approval	A	Drawing
6007-PLN-AGE-67-33-0002_R0	Alpha Beta Grounding Details Utilities	ELEC-1 (TYP)	Vendor	1-Apr-13	Approval	A	Drawing
6007-PLN-AGE-67-33-5403_R0	Water Treatment Grounding Alpha	ELEC-1 (TYP)	Vendor	29-Mar-13	Approval	A	Drawing
6007-PLN-AGE-67-33-9803_R0	Water Treatment Grounding Beta	ELEC-1 (TYP)	Vendor	29-Mar-13	Approval	A	Drawing
6007-PLN-AGE-67-33-0002_R0	Alpha Beta Grounding Details Utilities	ELEC-1 (TYP)	Vendor	29-Mar-13	Approval	A	Drawing
6007-CAL-ATD-26-54-E038.Rev 0	230kV Double Circuit Tangent – Loading Tree (Typical)	ELEC-1 (TYP)	Vendor	9-Apr-13	Approval	A	Calculation
6007-CAL-ATD-26-54-E039.Rev 0	230kV 45 Degree Angle – Double Circuit Loading Tree	ELEC-1 (TYP)	Vendor	9-Apr-13	Approval	A	Calculation
6007-CAL-ATD-26-54-E040.Rev 0	90 Degree D.C. Tap Structure – Loading Tree	ELEC-1 (TYP)	Vendor	9-Apr-13	Approval	A	Calculation
6007-CAL-ATD-26-54-E041.Rev 0	230 kV Single Circuit DE – Loading Tree (Typical)	ELEC-1 (TYP)	Vendor	9-Apr-13	Approval	A	Calculation
6007-CAL-ATD-26-54-E042.Rev 0	230kV Single Circuit Delta Tangent – Loading Tree (Typical)	ELEC-1 (TYP)	Vendor	9-Apr-13	Approval	A	Calculation
6007-CAL-ATD-26-54-E043.Rev 0	230kV 90 Degree Angle –Loading Tree	ELEC-1 (TYP)	Vendor	9-Apr-13	Approval	A	Calculation
6007-CAL-ATD-26-54-E044.Rev 0	230kV 45 Degree Angle – Single Circuit Loading Tree	ELEC-1 (TYP)	Vendor	9-Apr-13	Approval	A	Calculation
6007-CAL-ATD-26-54-E045.Rev 0	230kV Beta Tap Structure – Double Circuit Loading Tree	ELEC-1 (TYP)	Vendor	9-Apr-13	Approval	A	Calculation
6007-CAL-ATD-26-54-E047.Rev 0	230kV Typical Details	ELEC-1 (TYP)	Vendor	9-Apr-13	Approval	A	Calculation
6007-CAL-ATD-26-54-E048.Rev 0	230kV SC Delta Tangent – Extra Shield Wires – Loading Tree (Typical)	ELEC-1 (TYP)	Vendor	9-Apr-13	Approval	A	Calculation
6007-ESP-ATD-26-48-C002.Rev 0	Staking Sheet	ELEC-1 (TYP)	Vendor	9-Apr-13	Approval	A	Spec
6007-ESP-ATD-26-54-C018.Rev 1	Technical Specification for Welded Tubular Steel Transmission Structures	ELEC-1 (TYP)	Vendor	9-Apr-13	Approval	A	Spec
6007-PLN-ATD-26-51-C012.Rev 0	Plan and Profile	ELEC-1 (TYP)	Vendor	9-Apr-13	Approval	A	Drawing
6007-PLN-ATD-26-51-C013.Rev 0	Plan and Profile	ELEC-1 (TYP)	Vendor	9-Apr-13	Approval	A	Drawing
6007-PLN-ATD-26-51-C014.Rev 0	Plan and Profile	ELEC-1 (TYP)	Vendor	9-Apr-13	Approval	A	Drawing
6007-PLN-ATD-26-52-C072.Rev 0	230kV Double Circuit Tangent – Structure Framing Details	ELEC-1 (TYP)	Vendor	9-Apr-13	Approval	A	Drawing
6007-PLN-ATD-26-52-C073.Rev 0	230kV 45 Degree Angle – Structure Framing Details	ELEC-1 (TYP)	Vendor	9-Apr-13	Approval	A	Drawing
6007-PLN-ATD-26-52-C074.Rev 0	230kV 45 Degree Angles – Structure Framing Details	ELEC-1 (TYP)	Vendor	9-Apr-13	Approval	A	Drawing
6007-PLN-ATD-26-52-C075.Rev 0	230kV Single Circuit Delta Tangent – Structure Framing Details	ELEC-1 (TYP)	Vendor	9-Apr-13	Approval	A	Drawing
6007-PLN-ATD-26-52-C076.Rev 0	230kV 90 Degree Angle – Structure Framing Details	ELEC-1 (TYP)	Vendor	9-Apr-13	Approval	A	Drawing

Compliance No.: GEN-2
Job: Mojave Solar Project
Date: 31 Jan 2012
Description: Electrical Site Drawings List - Alpha

Drawing Number	Drawing Title	Applicable Condition of Certification	Vendor Supplied or EOR	Submittal Date	Reason For Submittal		Type of Document
6007-PLN-ATD-26-52-C077.Rev 0	230kV SC Delta Tangent – Extra Shield Wires – Structure Fram-ing Details	ELEC-1 (TYP)	Vendor	9-Apr-13	Approval	A	Drawing
6007-PLN-ATD-26-52-C078.Rev 0	230kV Beta Tap Structure – Structure Framing Details	ELEC-1 (TYP)	Vendor	9-Apr-13	Approval	A	Drawing
6007-PLN-ATD-26-52-C079.Rev 0	90 Degree D.C. Tap Structure – Structure Framing Details	ELEC-1 (TYP)	Vendor	9-Apr-13	Approval	A	Drawing
6007-PLN-ATD-26-52-C080.Rev 0	230kV 45 Degree Angles – Structure Framing Details	ELEC-1 (TYP)	Vendor	9-Apr-13	Approval	A	Drawing
6007-PLN-ATD-26-52-C081.Rev 0	230kV Single Circuit DE – Structure Framing Details	ELEC-1 (TYP)	Vendor	9-Apr-13	Approval	A	Drawing
6007-PLN-ATD-26-52-C082.Rev 0	230kV Single Circuit DE – Structure Framing Details	ELEC-1 (TYP)	Vendor	9-Apr-13	Approval	A	Drawing
6007-PLN-ATD-26-52-C083.Rev 0	230kV 90 Degree Angle – Structure Framing Details	ELEC-1 (TYP)	Vendor	9-Apr-13	Approval	A	Drawing
6007-PLN-ATD-26-52-C084.Rev 0	230kV Alpha Substation DE – Structure Framing Details	ELEC-1 (TYP)	Vendor	9-Apr-13	Approval	A	Drawing
6007-PLN-ATD-26-52-C085.Rev 0	230kV Beta Substation DE – Structure Framing Details	ELEC-1 (TYP)	Vendor	9-Apr-13	Approval	A	Drawing
6007-PLN-ATD-26-52-C086.Rev 0	230kV Beta Substation Static Mast – Structure Framing Details	ELEC-1 (TYP)	Vendor	9-Apr-13	Approval	A	Drawing
6007-PLN-ATD-26-54-E031.Rev 0	Assembly drawings. Pages 1 to 19.	ELEC-1 (TYP)	Vendor	9-Apr-13	Approval	A	Drawing
6007-PLN-ATD-26-54-E032.Rev 0	Stringing Chart	ELEC-1 (TYP)	Vendor	9-Apr-13	Approval	A	Drawing
6007-PLN-ATD-26-54-E038-P005	Steel Tubular Poles – Erection Sheet	ELEC-1 (TYP)	Vendor	9-Apr-13	Approval	A	Drawing
6007-PLN-ATD-26-54-E038-P006	Steel Tubular Poles – Erection Sheet	ELEC-1 (TYP)	Vendor	9-Apr-13	Approval	A	Drawing
6007-PLN-ATD-26-54-E038-P007	Steel Tubular Poles – Erection Sheet	ELEC-1 (TYP)	Vendor	9-Apr-13	Approval	A	Drawing
6007-PLN-ATD-26-54-E038-P008	Steel Tubular Poles – Erection Sheet	ELEC-1 (TYP)	Vendor	9-Apr-13	Approval	A	Drawing
6007-PLN-ATD-26-54-E039-P010	Steel Tubular Poles – Erection Sheet	ELEC-1 (TYP)	Vendor	9-Apr-13	Approval	A	Drawing
6007-PLN-ATD-26-54-E041-P017	Steel Tubular Poles – Erection Sheet	ELEC-1 (TYP)	Vendor	9-Apr-13	Approval	A	Drawing
6007-PLN-ATD-26-54-E043-P011	Steel Tubular Poles – Erection Sheet	ELEC-1 (TYP)	Vendor	9-Apr-13	Approval	A	Drawing
6007-PLN-ATD-26-54-E044-P014	Steel Tubular Poles – Erection Sheet	ELEC-1 (TYP)	Vendor	9-Apr-13	Approval	A	Drawing
6007-PLN-ATD-26-54-E045-P015	Steel Tubular Poles – Erection Sheet	ELEC-1 (TYP)	Vendor	9-Apr-13	Approval	A	Drawing
6007-PLN-ATD-26-54-E048-P009	Steel Tubular Poles – Erection Sheet	ELEC-1 (TYP)	Vendor	9-Apr-13	Approval	A	Drawing
6007-PLN-AGE-57-21-2101_R6	Alpha SF Bldg 101 One Line	ELEC-1 (TYP)	Vendor	22-Apr-13	41386	W	Drawing
6007-PLN-AGE-57-21-2102_R6	Alpha SF Bldg 102 One Line	ELEC-1 (TYP)	Vendor	22-Apr-13	Approval	A	Drawing
6007-PLN-AGE-57-21-2103_R6	Alpha SF Bldg 103 One Line	ELEC-1 (TYP)	Vendor	22-Apr-13	Approval	A	Drawing
6007-PLN-AGE-57-21-2104_R6	Alpha SF Bldg 104 One Line	ELEC-1 (TYP)	Vendor	22-Apr-13	Approval	A	Drawing
6007-PLN-AGE-57-21-2401_R2	Alpha SF Bldg 101 Panel Schedule LVSWBD	ELEC-1 (TYP)	Vendor	22-Apr-13	Approval	A	Drawing
6007-PLN-AGE-57-21-2402_R2	Alpha SF Bldg 102 Panel Schedule LVSWBD	ELEC-1 (TYP)	Vendor	22-Apr-13	Approval	A	Drawing
6007-PLN-AGE-57-21-2403_R2	Alpha SF Bldg 103 Panel Schedule LVSWBD	ELEC-1 (TYP)	Vendor	22-Apr-13	Approval	A	Drawing
6007-PLN-AGE-57-21-2404_R2	Alpha SF Bldg 104 Panel Schedule LVSWBD	ELEC-1 (TYP)	Vendor	22-Apr-13	Approval	A	Drawing
6007-PLN-AGE-57-21-6105_R6	Beta SF Bldg 105 One Line	ELEC-1 (TYP)	Vendor	22-Apr-13	Approval	A	Drawing
6007-PLN-AGE-57-21-6106_R6	Beta SF Bldg 106 One Line	ELEC-1 (TYP)	Vendor	22-Apr-13	Approval	A	Drawing
6007-PLN-AGE-57-21-6107_R6	Beta SF Bldg 107 One Line	ELEC-1 (TYP)	Vendor	22-Apr-13	Approval	A	Drawing
6007-PLN-AGE-57-21-6108_R6	Beta SF Bldg 108 One Line	ELEC-1 (TYP)	Vendor	22-Apr-13	Approval	A	Drawing
6007-PLN-AGE-57-21-6109_R6	Beta SF Bldg 109 One Line	ELEC-1 (TYP)	Vendor	22-Apr-13	Approval	A	Drawing
6007-PLN-AGE-57-21-6405_R2	Beta SF Bldg 105 Panel Schedule LVSWBD	ELEC-1 (TYP)	Vendor	22-Apr-13	Approval	A	Drawing
6007-PLN-AGE-57-21-6406_R2	Beta SF Bldg 106 Panel Schedule LVSWBD	ELEC-1 (TYP)	Vendor	22-Apr-13	Approval	A	Drawing
6007-PLN-AGE-57-21-6407_R2	Beta SF Bldg 107 Panel Schedule LVSWBD	ELEC-1 (TYP)	Vendor	22-Apr-13	Approval	A	Drawing
6007-PLN-AGE-57-21-6408_R2	Beta SF Bldg 108 Panel Schedule LVSWBD	ELEC-1 (TYP)	Vendor	22-Apr-13	Approval	A	Drawing
6007-PLN-AGE-57-21-6409_R2	Beta SF Bldg 109 Panel Schedule LVSWBD	ELEC-1 (TYP)	Vendor	22-Apr-13	Approval	A	Drawing
6007-CAL-AGE-00-40-0011_R3	Short Circuit Study in PB	ELEC-1 (TYP)	Vendor	22-Apr-13	Approval	A	Calculation
6007-CAL-AGE-57-40-0500_R0	SF Fault Protections Justification Report	ELEC-1 (TYP)	Vendor	22-Apr-13	Approval	A	Calculation
6007-PLN-ATD-23-36-E038	Lightning protection calculation	ELEC-1 (TYP)	Vendor	17-Apr-13	Approval	A	Drawing
6007-PLN-ATD-23-03-E021	General Arrangement Plan	ELEC-1 (TYP)	Vendor	17-Apr-13	Approval	A	Drawing
6007-PLN-ATD-23-03-E022	230kV Section A-A	ELEC-1 (TYP)	Vendor	17-Apr-13	Approval	A	Drawing
6007-PLN-ATD-23-03-E023	230kV BUS Work Details	ELEC-1 (TYP)	Vendor	17-Apr-13	Approval	A	Drawing
6007-PLN-ATD-23-21-E012	One-Line Diagram	ELEC-1 (TYP)	Vendor	17-Apr-13	Approval	A	Drawing
6007-PLN-ATD-23-32-E052	Duct Bank and Conduit Details	ELEC-1 (TYP)	Vendor	17-Apr-13	Approval	A	Drawing
6007-PLN-ATD-23-33-E042	Grounding Details	ELEC-1 (TYP)	Vendor	17-Apr-13	Approval	A	Drawing
6007-PLN-ATD-23-34-E072	AC/DC Station Drawings	ELEC-1 (TYP)	Vendor	17-Apr-13	Approval	A	Drawing
6007-PLN-ATD-23-02-E101	General installation relay house	ELEC-1 (TYP)	Vendor	17-Apr-13	Approval	A	Drawing
6007-PLN-AGE-57-33-1004_R6	SF Barrier Fence Grounding Details	ELEC-1 (TYP)	Vendor	26-Apr-13	Approval	A	Drawing
6007-PLN-AGE-57-33-1005_R5	SF Perimeter and Wind Fence Grounding Details	ELEC-1 (TYP)	Vendor	26-Apr-13	Approval	A	Drawing
6007-PLN-AGE-57-33-1006_R5	SF Screening Fence Grounding Details	ELEC-1 (TYP)	Vendor	26-Apr-13	Approval	A	Drawing
6007-PLN-AGE-57-33-2501-01_R2	Fences Grounding Plan Alpha	ELEC-1 (TYP)	Vendor	26-Apr-13	Approval	A	Drawing
6007-PLN-AGE-57-33-2501-02_R2	Fences Grounding Plan Alpha	ELEC-1 (TYP)	Vendor	26-Apr-13	Approval	A	Drawing
6007-PLN-AGE-57-33-6501_R2	Fences Grounding Plan Beta	ELEC-1 (TYP)	Vendor	26-Apr-13	Approval	A	Drawing
6007-PLN-AGE-25-36-5341_R1	PB Lightning Protection Plan Turb Generator Cond & Aux Alpha - Sh.1	ELEC-1 (TYP)	Vendor	1-May-13	Approval	A	Drawing
6007-PLN-AGE-25-36-5342_R1	PB Lightning Protection Plan Turb Generator Cond & Aux Alpha - Sh.2	ELEC-1 (TYP)	Vendor	1-May-13	Approval	A	Drawing
6007-PLN-AGE-25-36-5343_R1	PB Lightning Protection Plan Turb Generator Cond & Aux Alpha - Sh.3	ELEC-1 (TYP)	Vendor	1-May-13	Approval	A	Drawing
6007-PLN-AGE-25-36-5344_R1	PB Lightning Protection Plan Turb Generator Cond & Aux Alpha - Sh.4	ELEC-1 (TYP)	Vendor	1-May-13	Approval	A	Drawing
6007-PLN-AGE-25-36-5345_R1	PB Lightning Protection Plan Turb Generator Cond & Aux Alpha - Sh.5	ELEC-1 (TYP)	Vendor	1-May-13	Approval	A	Drawing
6007-PLN-AGE-21-36-5121_R1	SG Area Lightning Protection Alpha	ELEC-1 (TYP)	Vendor	1-May-13	Approval	A	Drawing
6007-PLN-AGE-21-36-5122_R1	SG Area Lightning Protection Alpha	ELEC-1 (TYP)	Vendor	1-May-13	Approval	A	Drawing
6007-PLN-AGE-21-36-5123_R1	SG Area Lightning Protection Alpha	ELEC-1 (TYP)	Vendor	1-May-13	Approval	A	Drawing
6007-PLN-AGE-21-36-5124_R1	SG Area Lightning Protection Alpha	ELEC-1 (TYP)	Vendor	1-May-13	Approval	A	Drawing
6007-PLN-AGE-67-36-5444_R0	PB Lightning Protection Cooling Towers, Tanks Alpha	ELEC-1 (TYP)	Vendor	1-May-13	Approval	A	Drawing
6007-PLN-AGE-67-36-5445_R0	Water Treatment Lightning Protection. Alpha.	ELEC-1 (TYP)	Vendor	1-May-13	Approval	A	Drawing
6007-PLN-AGE-67-36-5446_R0	Water Treatment Lightning Protection. Alpha.	ELEC-1 (TYP)	Vendor	1-May-13	Approval	A	Drawing
6007-PLN-AGE-67-36-5441_R1	PB Lightning Protection Elec Rooms Alpha	ELEC-1 (TYP)	Vendor	1-May-13	Approval	A	Drawing
6007-PLN-AGE-67-36-5442_R1	PB Lightning Protection Elec Rooms Alpha	ELEC-1 (TYP)	Vendor	1-May-13	Approval	A	Drawing
6007-PLN-AGE-67-36-5447_R0	PB Lightning Protection Elec Rooms Alpha	ELEC-1 (TYP)	Vendor	1-May-13	Approval	A	Drawing
6007-PLN-AGE-58-36-5221_R0	Alpha HTF Lightning Protection Plan	ELEC-1 (TYP)	Vendor	1-May-13	Approval	A	Drawing
6007-PLN-AGE-58-36-5231_R0	Alpha HTF Lightning Protection Details	ELEC-1 (TYP)	Vendor	1-May-13	Approval	A	Drawing
6007-PLN-AGE-25-36-9731_R4	PB Lightning Protection Plan Turb Generator Cond & Aux Beta - Sh.1	ELEC-1 (TYP)	Vendor	1-May-13	Approval	A	Drawing
6007-PLN-AGE-25-36-9732_R3	PB Lightning Protection Plan Turb Generator Cond & Aux Beta - Sh.2	ELEC-1 (TYP)	Vendor	1-May-13	Approval	A	Drawing
6007-PLN-AGE-25-36-9733_R3	PB Lightning Protection Plan Turb Generator Cond & Aux Beta - Sh.3	ELEC-1 (TYP)	Vendor	1-May-13	Approval	A	Drawing
6007-PLN-AGE-25-36-9734_R3	PB Lightning Protection Plan Turb Generator Cond & Aux Beta - Sh.4	ELEC-1 (TYP)	Vendor	1-May-13	Approval	A	Drawing
6007-PLN-AGE-25-36-9735_R4	PB Lightning Protection Plan Turb Generator Cond & Aux Beta - Sh.5	ELEC-1 (TYP)	Vendor	1-May-13	Approval	A	Drawing
6007-PLN-AGE-21-36-9521_R4	SG Area Lightning Protection Beta	ELEC-1 (TYP)	Vendor	1-May-13	Approval	A	Drawing
6007-PLN-AGE-21-36-9522_R3	SG Area Lightning Protection Beta	ELEC-1 (TYP)	Vendor	1-May-13	Approval	A	Drawing
6007-PLN-AGE-21-36-9523_R3	SG Area Lightning Protection Beta	ELEC-1 (TYP)	Vendor	1-May-13	Approval	A	Drawing
6007-PLN-AGE-21-36-9524_R3	SG Area Lightning Protection Beta	ELEC-1 (TYP)	Vendor	1-May-13	Approval	A	Drawing
6007-PLN-AGE-67-36-9844_R1	PB Lightning Protection Cooling Towers, Tanks Beta	ELEC-1 (TYP)	Vendor	1-May-13	Approval	A	Drawing
6007-PLN-AGE-67-36-9845_R2	Water Treatment Lightning Protection. Beta.	ELEC-1 (TYP)	Vendor	1-May-13	Approval	A	Drawing
6007-PLN-AGE-67-36-9846_R2	Water Treatment Lightning Protection. Beta.	ELEC-1 (TYP)	Vendor	1-May-13	Approval	A	Drawing
6007-PLN-AGE-67-36-9841_R2	PB Lightning Protection Elec Bldg Beta	ELEC-1 (TYP)	Vendor	1-May-13	Approval	A	Drawing
6007-PLN-AGE-67-36-9842_R2	PB Lightning Protection Elec Bldg Beta	ELEC-1 (TYP)	Vendor	1-May-13	Approval	A	Drawing
6007-PLN-AGE-67-36-9847_R0	PB Lightning Protection Elec Bldg Beta	ELEC-1 (TYP)	Vendor	1-May-13	Approval	A	Drawing
6007-PLN-AGE-58-36-5231_R2	HTF Lightning Protection Details	ELEC-1 (TYP)	Vendor	1-May-13	Approval	A	Drawing
6007-PLN-AGE-58-36-9621_R3	Beta HTF Lightning Protection Plan	ELEC-1 (TYP)	Vendor	1-May-13	Approval	A	Drawing
6007-PLN-AGE-57-21-2201_R6	Alpha SF Bldg 101 One Line UPS	ELEC-1 (TYP)	Vendor	3-May-13	Approval	A	Drawing
6007-PLN-AGE-57-21-2202_R6	Alpha SF Bldg 102 One Line UPS	ELEC-1 (TYP)	Vendor	3-May-13	Approval	A	Drawing
6007-PLN-AGE-57-21-2203_R6	Alpha SF Bldg 103 One Line UPS	ELEC-1 (TYP)	Vendor	3-May-13	Approval	A	Drawing
6007-PLN-AGE-57-21-2204_R6	Alpha SF Bldg 104 One Line UPS	ELEC-1 (TYP)	Vendor	3-May-13	Approval	A	Drawing
6007-PLN-AGE-57-21-2214_R5	Corner Loads Power Panel Schedules Alpha	ELEC-1 (TYP)	Vendor	3-May-13	Approval	A	Drawing
6007-PLN-AGE-57-21-2215_R5	Corner Loads Power Panel Schedules Alpha	ELEC-1 (TYP)	Vendor	3-May-13	Approval	A	Drawing
6007-PLN-AGE-57-21-2216_R5	Panel Schedule For Outdoor Power Panels For Feeders Alpha	ELEC-1 (TYP)	Vendor	3-May-13	Approval	A	Drawing
6007-PLN-AGE-57-21-2301_R3	Alpha SF Bldg 101 Panel Schedule UPS	ELEC-1 (TYP)	Vendor	3-May-13	Approval	A	Drawing
6007-PLN-AGE-57-21-2302_R3	Alpha SF Bldg 102 Panel Schedule UPS	ELEC-1 (TYP)	Vendor	3-May-13	Approval	A	Drawing
6007-PLN-AGE-57-21-2303_R3	Alpha SF Bldg 103 Panel Schedule UPS	ELEC-1 (TYP)	Vendor	3-May-13	Approval	A	Drawing
6007-PLN-AGE-57-21-2304_R3	Alpha SF Bldg 104 Panel Schedule UPS	ELEC-1 (TYP)	Vendor	3-May-13	Approval	A	Drawing
6007-PLN-AGE-57-21-2314_R6	Alpha One-Line Corner Loads	ELEC-1 (TYP)	Vendor	3-May-13	Approval	A	Drawing
6007-PLN-AGE-57-21-2315_R5	Alpha One-Line Corner Loads	ELEC-1 (TYP)	Vendor	3-May-13	Approval	A	Drawing
6007-PLN-AGE-57-21-2316_R4	Alpha One-Line Outdoor Power Panels For Feeders	ELEC-1 (TYP)	Vendor	3-May-13	Approval	A	Drawing
6007-CAL-AGE-00-40-0011_R3	Short Circuit Study in PB	ELEC-1 (TYP)	Vendor	3-May-13	Approval	A	Calculation
6007-PLN-AGE-57-21-6205_R6	Beta SF Bldg 105 One Line UPS	ELEC-1 (TYP)	Vendor	3-May-13	Approval	A	Drawing
6007-PLN-AGE-57-21-6206_R6	Beta SF Bldg 106 One Line UPS	ELEC-1 (TYP)	Vendor	3-May-13	Approval	A	Drawing
6007-PLN-AGE-57-21-6207_R7	Beta SF Bldg 107 One Line UPS	ELEC-1 (TYP)	Vendor	3-May-13	Approval	A	Drawing

Compliance No.: GEN-2
Job: Mojave Solar Project
Date: 31 Jan 2012
Description: Electrical Site Drawings List - Alpha

Drawing Number	Drawing Title	Applicable Condition of Certification	Vendor Supplied or EOR	Submittal Date	Reason For Submittal		Type of Document
6007-PLN-AGE-57-21-6208_R6	Beta SF Bldg 108 One Line UPS	ELEC-1 (TYP)	Vendor	3-May-13	Approval	A	Drawing
6007-PLN-AGE-57-21-6209_R7	Beta SF Bldg 109 One Line UPS	ELEC-1 (TYP)	Vendor	3-May-13	Approval	A	Drawing
6007-PLN-AGE-57-21-6214_R5	Corner Loads Power Panel Schedules Beta	ELEC-1 (TYP)	Vendor	3-May-13	Approval	A	Drawing
6007-PLN-AGE-57-21-6215_R5	Corner Loads Power Panel Schedules Beta	ELEC-1 (TYP)	Vendor	3-May-13	Approval	A	Drawing
6007-PLN-AGE-57-21-6216_R5	Panel Schedule For Outdoor Power Panels For Feeders Beta	ELEC-1 (TYP)	Vendor	3-May-13	Approval	A	Drawing
6007-PLN-AGE-57-21-6305_R3	Beta SF Bldg 105 Panel Schedule UPS	ELEC-1 (TYP)	Vendor	3-May-13	Approval	A	Drawing
6007-PLN-AGE-57-21-6306_R3	Beta SF Bldg 106 Panel Schedule UPS	ELEC-1 (TYP)	Vendor	3-May-13	Approval	A	Drawing
6007-PLN-AGE-57-21-6307_R4	Beta SF Bldg 107 Panel Schedule UPS	ELEC-1 (TYP)	Vendor	3-May-13	Approval	A	Drawing
6007-PLN-AGE-57-21-6308_R3	Beta SF Bldg 108 Panel Schedule UPS	ELEC-1 (TYP)	Vendor	3-May-13	Approval	A	Drawing
6007-PLN-AGE-57-21-6309_R4	Beta SF Bldg 109 Panel Schedule UPS	ELEC-1 (TYP)	Vendor	3-May-13	Approval	A	Drawing
6007-PLN-AGE-57-21-6314_R5	One-Line - Beta - Corner Loads	ELEC-1 (TYP)	Vendor	3-May-13	Approval	A	Drawing
6007-PLN-AGE-57-21-6315_R5	One-Line - Beta - Corner Loads	ELEC-1 (TYP)	Vendor	3-May-13	Approval	A	Drawing
6007-PLN-AGE-57-21-6316_R4	One-Line For Outdoor Power Panels For Feeders Beta	ELEC-1 (TYP)	Vendor	3-May-13	Approval	A	Drawing
6007-PLN-AGE-57-21-6507_R3	One-Lines For Power and UPS Panels For 107 North HTF Beta	ELEC-1 (TYP)	Vendor	3-May-13	Approval	A	Drawing
6007-PLN-AGE-57-21-6509_R3	One-Lines For Power and UPS Panels For 109 South HTF Beta	ELEC-1 (TYP)	Vendor	3-May-13	Approval	A	Drawing
6007-CAL-AGE-00-40-0011_R3	Short Circuit Study in PB	ELEC-1 (TYP)	Vendor	3-May-13	Approval	A	Calculation
6007-CAL-AGE-00-34-2051_R3	Medium Voltage Power Cable Sizing Alpha	ELEC-1 (TYP)	Vendor	8-May-13	Approval	A	Calculation
6007-CAL-AGE-00-34-5051_R3	Medium Voltage Power Cable Sizing Beta	ELEC-1 (TYP)	Vendor	8-May-13	Approval	A	Calculation
6007-PLN-ATP-00-21-O001_R3	Electrical One Line symbols list	ELEC-1 (TYP)	Vendor	7-May-13	Approval	3	Drawing
6007-PLN-ATP-28-21-O100-1_R9	Alpha One Line 5KV Bldg #22	ELEC-1 (TYP)	Vendor	7-May-13	Approval	9	Drawing
6007-PLN-ATP-28-21-O100-2_R9	Alpha One Line 5KV Bldg #22	ELEC-1 (TYP)	Vendor	7-May-13	Approval	9	Drawing
6007-PLN-ATP-28-21-O200-1_R9	Beta One Line 5KV Bldg #22	ELEC-1 (TYP)	Vendor	7-May-13	Approval	9	Drawing
6007-PLN-ATP-28-21-O200-2_R9	Beta One Line 5KV Bldg #22	ELEC-1 (TYP)	Vendor	7-May-13	Approval	9	Drawing
6007-PLN-ATP-28-21-O101_R9	Alpha One Line 5KV VSD System Bldg #27	ELEC-1 (TYP)	Vendor	7-May-13	Approval	9	Drawing
6007-PLN-ATP-28-21-O201_R9	Beta One Line 5KV VSD System Bldg #27	ELEC-1 (TYP)	Vendor	7-May-13	Approval	9	Drawing
6007-PLN-ATP-28-21-O102_R11	Alpha One Line 5KV Bldg #26	ELEC-1 (TYP)	Vendor	7-May-13	Approval	11	Drawing
6007-PLN-ATP-28-21-O202_R11	Beta One Line 5KV Bldg #26	ELEC-1 (TYP)	Vendor	7-May-13	Approval	11	Drawing
6007-PLN-ATP-00-21-O010_R12	Alpha overall One-Line	ELEC-1 (TYP)	Vendor	7-May-13	Approval	12	Drawing
6007-PLN-ATP-00-21-O020_R12	Beta overall One-Line	ELEC-1 (TYP)	Vendor	7-May-13	Approval	12	Drawing
6007-ESP-ATP-00-32-C110_R3	Specification For Electrical Construction - Duct Banks	ELEC-1 (TYP)	Vendor	19-Mar-13	Approval	3	Spec
6007-ESP-ATP-00-33-C105_R3	Grounding General Design Criteria	ELEC-1 (TYP)	Vendor	19-Mar-13	Approval	3	Spec
6007-ESP-ATP-00-34-C100_R3	Electrical Contractor General Scope and Criteria	ELEC-1 (TYP)	Vendor	19-Mar-13	Approval	3	Spec
6007-PLN-AGE-00-33-5001_R3	Grounding Plan - PB Alpha Over-All	ELEC-1 (TYP)	Vendor	30-Apr-13	Approval	3	Drawing
6007-PLN-AGE-58-33-3202_R2	Alpha HTF grounding System plan	ELEC-1 (TYP)	Vendor	30-Apr-13	Approval	2	Drawing
6007-PLN-AGE-00-33-9001_R3	Grounding Plan - PB Beta Over-All	ELEC-1 (TYP)	Vendor	30-Apr-13	Approval	3	Drawing
6007-PLN-AGE-58-33-5602_R2	Beta HTF grounding System plan	ELEC-1 (TYP)	Vendor	30-Apr-13	Approval	2	Drawing
6007-PLN-AGE-25-33-5301_R3	Turb Generator Cond & Aux Area Grounding Plan Alpha	ELEC-1 (TYP)	Vendor	12-Mar-13	Approval	3	Drawing
6007-PLN-AGE-25-33-9701_R3	Turb Generator Cond & Aux Area Grounding Plan Beta	ELEC-1 (TYP)	Vendor	12-Mar-13	Approval	3	Drawing
6007-PLN-AGE-21-33-5101_R2	SG Area Grounding Plan Alpha	ELEC-1 (TYP)	Vendor	15-Oct-13	Approval	2	Drawing
6007-PLN-AGE-21-33-9501_R3	SG Area Grounding Plan Beta	ELEC-1 (TYP)	Vendor	20-Mar-13	Approval	3	Drawing
6007-PLN-AGE-58-33-2001_R2	Alpha Ullage and Overflow Platform Aerial Grounding system	ELEC-1 (TYP)	Vendor	30-Apr-13	Approval	2	Drawing
6007-PLN-AGE-67-33-5403_R0	Water Treatment Grounding Alpha	ELEC-1 (TYP)	Vendor	18-Mar-13	Approval	0	Drawing
6007-PLN-AGE-58-33-5201_R2	Alpha HTF Overflow Tank (A-MT-204B) Grounding Plan	ELEC-1 (TYP)	Vendor	11-Jan-13	Approval	2	Drawing
6007-PLN-AGE-58-33-5202_R2	Alpha HTF Overflow Tank (A-MT-204A) Grounding Plan	ELEC-1 (TYP)	Vendor	11-Jan-13	Approval	2	Drawing
6007-PLN-AGE-58-33-6001_R2	Beta Ullage and Overflow Platform Aerial Grounding system	ELEC-1 (TYP)	Vendor	30-Apr-13	Approval	2	Drawing
6007-PLN-AGE-67-33-9803_R0	Water Treatment Grounding Beta	ELEC-1 (TYP)	Vendor	18-Mar-13	Approval	0	Drawing
6007-PLN-AGE-58-33-7201_R2	Beta HTF Overflow Tank (B-MT-204B) Grounding Plan	ELEC-1 (TYP)	Vendor	11-Jan-13	Approval	2	Drawing
6007-PLN-AGE-58-33-7202_R2	Beta HTF Overflow Tank (B-MT-204A) Grounding Plan	ELEC-1 (TYP)	Vendor	11-Jan-13	Approval	2	Drawing
6007-PLN-AGE-00-33-1001_R2	Pipe Rack Grounding Rack 1	ELEC-1 (TYP)	Vendor	13-Feb-13	Approval	2	Drawing
6007-PLN-AGE-00-33-1002_R1	Pipe Rack Grounding General Details	ELEC-1 (TYP)	Vendor	1-Feb-13	Approval	1	Drawing
6007-PLN-AGE-00-33-1003_R2	Pipe Rack Grounding Rack 3 North-South	ELEC-1 (TYP)	Vendor	13-Mar-13	Approval	2	Drawing
6007-PLN-AGE-00-33-1004_R2	Pipe Rack Grounding Rack 3 West-East	ELEC-1 (TYP)	Vendor	13-Mar-13	Approval	2	Drawing
6007-PLN-AGE-00-33-1005_R1	Pipe Rack Grounding Rack 2	ELEC-1 (TYP)	Vendor	13-Mar-13	Approval	1	Drawing
6007-PLN-AGE-00-33-1006_R0	Pipe Rack Grounding Rack 4	ELEC-1 (TYP)	Vendor	4-25-013	Approval	0	Drawing
6007-PLN-AGE-00-33-1007_R0	Pipe Rack Grounding Rack 5	ELEC-1 (TYP)	Vendor	25-Apr-13	Approval	0	Drawing
6007-PLN-AGE-58-33-3001_R1	PB HTF Underground North Crossing Grounding	ELEC-1 (TYP)	Vendor	19-Mar-13	Approval	1	Drawing
6007-PLN-AGE-58-33-3002_R1	PB HTF Underground South Crossing Grounding	ELEC-1 (TYP)	Vendor	19-Mar-13	Approval	1	Drawing
6007-PLN-AGE-67-33-5401_R0	Alpha Grounding Utilities	ELEC-1 (TYP)	Vendor	7-Dec-13	Approval	0	Drawing
6007-PLN-AGE-67-33-5402_R0	Alpha Grounding Utilities	ELEC-1 (TYP)	Vendor	7-Dec-13	Approval	0	Drawing
6007-PLN-AGE-67-33-9801_R0	Beta Grounding Utilities	ELEC-1 (TYP)	Vendor	7-Dec-13	Approval	0	Drawing
6007-PLN-AGE-67-33-9802_R0	Beta Grounding Utilities	ELEC-1 (TYP)	Vendor	7-Dec-13	Approval	0	Drawing
6007-PLN-AGE-57-33-1000_R2	SF Grounding General Details	ELEC-1 (TYP)	Vendor	19-Oct-13	Approval	2	Drawing
6007-PLN-AGE-57-33-1007_R3	SF Grounding General Details	ELEC-1 (TYP)	Vendor	11-Dec-13	Approval	3	Drawing
6007-PLN-AGE-57-33-1008_R0	SF Grounding Type 3 Details	ELEC-1 (TYP)	Vendor	11-Dec-13	Approval	0	Drawing
6007-PLN-AGE-57-33-2102_R5	Alpha SF 102 Grounding Plan	ELEC-1 (TYP)	Vendor	9-Dec-13	Approval	5	Drawing
6007-PLN-AGE-57-33-2103_R6	Alpha SF 103 Grounding Plan	ELEC-1 (TYP)	Vendor	7-May-13	Approval	6	Drawing
6007-PLN-AGE-57-33-6106_R4	Beta SF 106 Grounding Plan	ELEC-1 (TYP)	Vendor	19-Dec-13	Approval	4	Drawing
6007-PLN-AGE-57-33-6107_R4	Beta SF 107 Grounding Plan	ELEC-1 (TYP)	Vendor	19-Dec-13	Approval	4	Drawing
6007-PLN-AGE-57-33-6108_R4	Beta SF 108 Grounding Plan	ELEC-1 (TYP)	Vendor	19-Dec-13	Approval	4	Drawing
6007-PLN-AGE-57-33-6109_R5	Beta SF 109 Grounding Plan	ELEC-1 (TYP)	Vendor	7-May-13	Approval	5	Drawing
6007-PLN-AGE-57-33-1000_R2	SF Grounding General Details	ELEC-1 (TYP)	Vendor	19-Oct-12	Approval	2	Drawing
6007-PLN-AGE-57-33-1002_R3	SF Grounding General Typical Solar Collector	ELEC-1 (TYP)	Vendor	11-Dec-12	Approval	3	Drawing
6007-PLN-AGE-57-33-1003_R3	SF Grounding General Typical Solar Collector	ELEC-1 (TYP)	Vendor	11-Dec-12	Approval	3	Drawing
6007-PLN-AGE-57-33-1004_R6	SF Barrier Fence Grounding Details	ELEC-1 (TYP)	Vendor	24-Apr-13	Approval	6	Drawing
6007-PLN-AGE-57-33-1005_R5	SF Perimeter and Wind Fence Grounding Details	ELEC-1 (TYP)	Vendor	26-Mar-13	Approval	5	Drawing
6007-PLN-AGE-57-33-1006_R5	SF Screening Fence Grounding Details	ELEC-1 (TYP)	Vendor	26-Mar-13	Approval	5	Drawing
6007-PLN-AGE-57-33-1007_R3	SF Grounding General Details	ELEC-1 (TYP)	Vendor	11-Dec-12	Approval	3	Drawing
6007-PLN-AGE-57-33-1008_R0	SF Grounding Type 3 Details	ELEC-1 (TYP)	Vendor	11-Dec-12	Approval	0	Drawing
6007-PLN-AGE-57-33-1009_R0	SF Grounding Type 4 Details	ELEC-1 (TYP)	Vendor	11-Dec-13	Approval	0	Drawing
6007-CAL-AGE-57-33-2800_R3	SF Alpha Grounding and Lightning Study	ELEC-1 (TYP)	Vendor	3-May-13	Approval	3	Calculation
6007-CAL-AGE-57-33-6800_R3	SF Beta Grounding and Lightning Study	ELEC-1 (TYP)	Vendor	7-May-13	Approval	3	Calculation
6007-PLN-AGE-57-33-2000_R4	Alpha SF General Grounding	ELEC-1 (TYP)	Vendor	7-May-13	Approval	4	Drawing
6007-PLN-AGE-57-33-2001_R1	Alpha SF General Grounding Cover	ELEC-1 (TYP)	Vendor	13-Aug-12	Approval	1	Drawing
6007-PLN-AGE-57-33-2002_R1	Alpha SF General Grounding Notes	ELEC-1 (TYP)	Vendor	13-Aug-12	Approval	1	Drawing
6007-PLN-AGE-57-33-2101_R5	Alpha SF 101 Grounding Plan	ELEC-1 (TYP)	Vendor	19-Dec-13	Approval	5	Drawing
6007-PLN-AGE-57-33-2102_R5	Alpha SF 102 Grounding Plan	ELEC-1 (TYP)	Vendor	19-Dec-13	Approval	5	Drawing
6007-PLN-AGE-57-33-2103_R6	Alpha SF 103 Grounding Plan	ELEC-1 (TYP)	Vendor	7-May-13	Approval	6	Drawing
6007-PLN-AGE-57-33-2104_R5	Alpha SF 104 Grounding Plan	ELEC-1 (TYP)	Vendor	19-Dec-13	Approval	5	Drawing
6007-PLN-AGE-57-33-6000_R4	Beta SF General Grounding	ELEC-1 (TYP)	Vendor	4-May-13	Approval	4	Drawing
6007-PLN-AGE-57-33-6001_R1	Beta SF General Grounding Cover	ELEC-1 (TYP)	Vendor	13-Aug-13	Approval	1	Drawing
6007-PLN-AGE-57-33-6002_R1	Beta SF General Grounding Notes	ELEC-1 (TYP)	Vendor	13-Aug-12	Approval	1	Drawing
6007-PLN-AGE-57-33-6105_R5	Beta SF 105 Grounding Plan	ELEC-1 (TYP)	Vendor	7-May-13	Approval	5	Drawing
6007-PLN-AGE-57-33-6106_R4	Beta SF 106 Grounding Plan	ELEC-1 (TYP)	Vendor	19-Dec-12	Approval	4	Drawing
6007-PLN-AGE-57-33-6107_R4	Beta SF 107 Grounding Plan	ELEC-1 (TYP)	Vendor	19-Dec-12	Approval	4	Drawing
6007-PLN-AGE-57-33-6108_R4	Beta SF 108 Grounding Plan	ELEC-1 (TYP)	Vendor	19-Dec-12	Approval	4	Drawing
6007-PLN-AGE-57-33-6109_R5	Beta SF 109 Grounding Plan	ELEC-1 (TYP)	Vendor	7-May-13	Approval	5	Drawing
6007-CAL-AGE-57-40-0301_VOID	Short Circuit Calculation in SF	ELEC-1 (TYP)	Vendor	na	Approval	0	Calculation
6007-CAL-AGE-00-40-0011_R3	Short Circuit Calculation in PB and SF	ELEC-1 (TYP)	Vendor	22-Mar-13	Approval	3	Calculation
007-CAL-AGE-57-40-0500	Calculation report	ELEC-1 (TYP)	Vendor	6-May-13	Approval	1	Calculation
6007-PLN-AGE-57-33-1010_R1	Beta Pipe Rack Grounding Crossing with Drainage Channel	ELEC-1 (TYP)	Vendor	11-Apr-13	Approval	1	Drawing
6007-PLN-AGE-57-33-1011_R1	Beta Pipe Rack Grounding Details Crossing with Drainage Channel	ELEC-1 (TYP)	Vendor	7-Dec-12	Approval	0	Drawing
6007-CAL-AGE-43-20-0004_R4	HTF and Parking Lighting Calc For PB Alpha	ELEC-1 (TYP)	Vendor	24-Apr-13	Approval	4	Calculation
6007-CAL-AGE-43-20-0012_R4	HTF and Parking Lighting Calc For PB Beta	ELEC-1 (TYP)	Vendor	24-Apr-13	Approval	4	Calculation
6007-CAL-AGE-57-40-8001_R2	SF Lighting Calc for Drainage Channel Crossing HTF Pipes Beta	ELEC-1 (TYP)	Vendor	25-Apr-13	Approval	2	Calculation
6007-CAL-AGE-00-36-0011_R2	PB Lightning Calc Report Beta	ELEC-1 (TYP)	Vendor	13-Feb-13	Approval	2	Calculation
6007-CAL-AGE-00-36-0001_R2	PB Lightning Calc Report Alpha	ELEC-1 (TYP)	Vendor	13-Feb-13	Approval	2	Calculation
6007-PLN-ATP-27-21-O160_R9	Alpha 480V One Line LVSWGR 5 Bldg #22	ELEC-1 (TYP)	Vendor	17-May-13	Approval	9	Drawing
6007-PLN-ATP-00-21-O012_R1	Alpha 480V One Line LVSWGR 5 Bldg #22 Overview	ELEC-1 (TYP)	Vendor	17-May-13	Approval	1	Drawing
6007-PLN-ATP-00-21-O013_R1	Alpha 480V One Line LVSWGR 6 Bldg #22 Overview	ELEC-1 (TYP)	Vendor	13-May-13	Approval	1	Drawing

Compliance No.: GEN-2
Job: Mojave Solar Project
Date: 31 Jan 2012
Description: Electrical Site Drawings List - Alpha

Drawing Number	Drawing Title	Applicable Condition of Certification	Vendor Supplied or EOR	Submittal Date	Reason For Submittal		Type of Document
6007-PLN-ATP-27-21-0181_R6	Alpha 480V One Line LVSWGR 6 Bldg #22	ELEC-1 (TYP)	Vendor	17-May-13	Approval	6	Drawing
6007-PLN-ATP-27-21-0305_R9	Alpha 480V One Line MCC 51 Bldg #22	ELEC-1 (TYP)	Vendor	17-May-13	Approval	9	Drawing
6007-PLN-ATP-27-21-0335_R8	Alpha 480V One Line MCC 62 Bldg #22	ELEC-1 (TYP)	Vendor	17-May-13	Approval	8	Drawing
6007-PLN-ATP-27-23-P505_R8	Alpha Electrical panel PP 52 Bldg #22	ELEC-1 (TYP)	Vendor	13-May-13	Approval	8	Drawing
6007-PLN-ATP-27-23-P510_R8	Alpha Electrical panel PP 53 Bldg #22	ELEC-1 (TYP)	Vendor	13-May-13	Approval	8	Drawing
6007-PLN-ATP-27-23-P511_R8	Alpha Electrical panel PP 5307 Bldg #22	ELEC-1 (TYP)	Vendor	17-May-13	Approval	8	Drawing
6007-PLN-ATP-27-23-P512-1_R5	Alpha Electrical Lighting Panel LP 5305 Bldg #22	ELEC-1 (TYP)	Vendor	17-May-13	Approval	5	Drawing
6007-PLN-ATP-27-23-P512-2_R4	Alpha Electrical Lighting Panel LP 5305 Bldg #22	ELEC-1 (TYP)	Vendor	17-May-13	Approval	4	Drawing
6007-PLN-ATP-27-23-P570_R3	Alpha One Line DCP 362030110 Bldg #22	ELEC-1 (TYP)	Vendor	17-May-13	Approval	3	Drawing
6007-PLN-ATP-00-21-0023_R1	Beta 480V One Line LVSWGR 16 Bldg #22 Overview	ELEC-1 (TYP)	Vendor	13-May-13	Approval	1	Drawing
6007-PLN-ATP-27-21-0281_R6	Beta 480V One Line LVSWGR 16 Bldg #22	ELEC-1 (TYP)	Vendor	17-May-13	Approval	6	Drawing
6007-PLN-ATP-27-21-0435_R8	Beta 480V One Line MCC 162 Electrical Bldg #22	ELEC-1 (TYP)	Vendor	17-May-13	Approval	8	Drawing
6007-PLN-ATP-27-21-0175_R11	Alpha 480V One Line LVSWGR 36, Bldg #27	ELEC-1 (TYP)	Vendor	14-May-13	Approval	11	Drawing
6007-PLN-AGE-00-21-0015_R0	Alpha 480V One Line LVSWGR 36, Bldg #27 Overview	ELEC-1 (TYP)	Vendor	17-May-13	Approval	0	Drawing
6007-PLN-AGE-27-21-P555_R2	Alpha Electrical panel DCP-362301 Bldg #27	ELEC-1 (TYP)	Vendor	13-May-13	Approval	5	Drawing
6007-PLN-AGE-27-21-P556_R1	Alpha Electrical panel RP 36206 Bldg #27	ELEC-1 (TYP)	Vendor	14-May-13	Approval	1	Drawing
6007-PLN-AGE-43-20-0009-1_R6	Outdoor Lighting Panel One-Line Alpha LP-36212	ELEC-1 (TYP)	Vendor	13-May-13	Approval	6	Drawing
6007-PLN-AGE-43-20-0009-1_R6	Page 2	ELEC-1 (TYP)	Vendor	13-May-13	Approval	6	Drawing
6007-PLN-ATP-27-21-P528_R2	Alpha Panel PP 36212 Bldg #27	ELEC-1 (TYP)	Vendor	14-May-13	Approval	2	Drawing
6007-PLN-ATP-27-23-P535_R9	Alpha Electrical Panel PP 362, Bldg #27	ELEC-1 (TYP)	Vendor	13-May-13	Approval	9	Drawing
6007-PLN-ATP-27-23-P536_R10	Alpha Panel PP 36208, Bldg #27	ELEC-1 (TYP)	Vendor	13-May-13	Approval	10	Drawing
6007-PLN-AGE-43-20-0017_R6	Outdoor Lighting Panel One-Line Beta LP-136212	ELEC-1 (TYP)	Vendor	13-May-13	Approval	6	Drawing
6007-PLN-ATP-27-21-0170_R10	Alpha 480V One Line LVSWGR 403 Bldg #26	ELEC-1 (TYP)	Vendor	13-May-13	Approval	10	Drawing
6007-PLN-ATP-00-21-0011_R0	Alpha 480V One Line LVSWGR 401 Bldg #26 Overview	ELEC-1 (TYP)	Vendor	12-Apr-13	Approval	0	Drawing
6007-PLN-ATP-27-21-0325_R10	Alpha 480V One Line MCC 4031 Bldg #26	ELEC-1 (TYP)	Vendor	17-May-13	Approval	10	Drawing
6007-PLN-ATP-27-21-0340_R9	Alpha 480V One Line MCC 4032, MCC 4034, MCC 4035 & MCC 4036. Bldg #26	ELEC-1 (TYP)	Vendor	17-May-13	Approval	9	Drawing
6007-PLN-ATP-27-23-0525-1_R10	Alpha Electrical panel PP-4013 Bldg #26	ELEC-1 (TYP)	Vendor	21-May-13	Approval	10	Drawing
6007-PLN-ATP-27-23-0525-2_R10	Page 2	ELEC-1 (TYP)	Vendor	17-May-13	Approval	3	Drawing
6007-PLN-ATP-27-23-0525-3_R10	Page 3	ELEC-1 (TYP)	Vendor	13-May-13	Approval	4	Drawing
6007-PLN-ATP-27-23-P527_R4	Alpha Electrical Lighting Panel LP 401301 Bldg #26	ELEC-1 (TYP)	Vendor	17-May-13	Approval	4	Drawing
6007-PLN-ATP-27-21-0270_R10	Beta 480V One Line LVSWGR 1403 Bldg #26	ELEC-1 (TYP)	Vendor	13-May-13	Approval	10	Drawing
6007-PLN-ATP-00-21-0021_R0	Beta 480V One Line LVSWGR 1401 Bldg #26 Overview	ELEC-1 (TYP)	Vendor	12-Apr-13	Approval	0	Drawing
6007-PLN-ATP-27-21-0425_R10	Beta 480V One Line MCC 14031 Bldg #26	ELEC-1 (TYP)	Vendor	17-May-13	Approval	10	Drawing
6007-PLN-ATP-27-21-0440_R9	Beta 480V One Line MCC 14032, MCC 14034, MCC 14035 & MCC 14036. Bldg #26	ELEC-1 (TYP)	Vendor	17-May-13	Approval	9	Drawing
6007-PLN-ATP-27-23-P625-1_R9	Beta Electrical Panel PP 14013 & PP 1401316 Bldg #26	ELEC-1 (TYP)	Vendor	17-May-13	Approval	9	Drawing
6007-PLN-ATP-27-23-P625-2_R3	Beta Electrical Panel PP 14013 & PP 1401316 Bldg #26	ELEC-1 (TYP)	Vendor	17-May-13	Approval	3	Drawing
6007-PLN-ATP-27-23-P625-3_R4	Beta Electrical Panel PP 14013 & PP 1401316 Bldg #26	ELEC-1 (TYP)	Vendor	13-May-13	Approval	4	Drawing
6007-PLN-ATP-27-23-P627_R4	Beta Electrical Lighting Panel LP 401301 Bldg #26	ELEC-1 (TYP)	Vendor	17-May-13	Approval	4	Drawing
6007-PLN-ATP-27-23-P506-1_R3	Alpha Water Treatment Panel PP-5201	ELEC-1 (TYP)	Vendor	17-May-13	Approval	3	Drawing
6007-PLN-ATP-27-23-P506-2_R3	Page 2	ELEC-1 (TYP)	Vendor	17-May-13	Approval	3	Drawing
6007-PLN-ATP-27-23-P507_R2	Alpha Water Treatment Panel PP-5202	ELEC-1 (TYP)	Vendor	17-May-13	Approval	2	Drawing
6007-PLN-ATP-27-23-P576	Fire Protection System Alpha Plant	ELEC-1 (TYP)	Vendor	31-May-13	Approval	2	Drawing
6007-PLN-ATP-27-23-P676	Fire Protection System Beta Plant	ELEC-1 (TYP)	Vendor	31-May-13	Approval	2	Drawing
6007-PLN-ATP-28-21-0100-2	MVSWGR-1 signed Alpha Plant	ELEC-1 (TYP)	Vendor	31-May-13	Approval	12	Drawing
6007-PLN-ATP-28-21-0200-2	MVSWGR-2 signed Beta Plant	ELEC-1 (TYP)	Vendor	31-May-13	Approval	12	Drawing
6007-PLN-ATP-00-21-0012_R1	Alpha Site Overview of LVSWGR-5 Building #22	ELEC-1 (TYP)	Vendor	17-May-13	Approval	1	Drawing
6007-PLN-ATP-00-21-0013_R1	Alpha Site Overview of LVSWGR-6 Building #22	ELEC-1 (TYP)	Vendor	14-May-13	Approval	1	Drawing
6007-PLN-ATP-27-21-0160_R9	Alpha 480V Single-Line LVSWGR-5 Building #22	ELEC-1 (TYP)	Vendor	13-May-14	Approval	9	Drawing
6007-PLN-ATP-27-21-0181_R6	Alpha 480V Single-Line LVSWGR-6 Building #22	ELEC-1 (TYP)	Vendor	21-May-13	Approval	6	Drawing
6007-PLN-ATP-27-21-0305_R9	Alpha 480V Single-Line MCC-51 Building #22	ELEC-1 (TYP)	Vendor	17-May-13	Approval	9	Drawing
6007-PLN-ATP-27-21-0335_R8	Alpha 480V Single-Line MCC-62 Building #22	ELEC-1 (TYP)	Vendor	14-May-13	Approval	8	Drawing
6007-PLN-ATP-27-23-P505_R8	Alpha Electrical Panel PP-52 & PP-5211 Building #22	ELEC-1 (TYP)	Vendor	13-May-14	Approval	8	Drawing
6007-PLN-ATP-27-23-P510_R8	Alpha Electrical Panel PP-53 Building #22	ELEC-1 (TYP)	Vendor	21-May-13	Approval	8	Drawing
6007-PLN-ATP-27-23-P511_R8	Alpha Electrical Panel PP-5304 Building #22	ELEC-1 (TYP)	Vendor	17-May-13	Approval	8	Drawing
6007-PLN-ATP-27-23-P512-1_R5	Alpha Electrical Lighting Panel LP-5305 Building #22	ELEC-1 (TYP)	Vendor	14-May-13	Approval	5	Drawing
6007-PLN-ATP-27-23-P512-2_R4	Alpha Electrical Lighting Panel LP-5305 Building #22	ELEC-1 (TYP)	Vendor	13-May-14	Approval	4	Drawing
6007-PLN-ATP-27-23-P570_R3	Alpha One-Line Diagram DCP-362030110 Building #22	ELEC-1 (TYP)	Vendor	21-May-13	Approval	3	Drawing
6007-PLN-ATP-00-21-0023_R1	Beta Site Overview Of LVSWGR-16 Building #22	ELEC-1 (TYP)	Vendor	17-May-13	Approval	1	Drawing
6007-PLN-ATP-27-21-0281_R6	Beta 480V Single-Line LVSWGR-16 Building #22	ELEC-1 (TYP)	Vendor	14-May-13	Approval	6	Drawing
6007-PLN-ATP-27-21-0435_R8	Beta 480V Single-Line MCC-162 Building #22	ELEC-1 (TYP)	Vendor	13-May-14	Approval	8	Drawing
6007-PLN-AGE-00-21-0015_R0	Alpha Site Overview Of LVSWGR-36 Building #27	ELEC-1 (TYP)	Vendor	21-May-13	Approval	0	Drawing
6007-PLN-ATP-27-21-0175_R11	Alpha 480V Single-Line LVSWGR-36 Building #27	ELEC-1 (TYP)	Vendor	17-May-13	Approval	11	Drawing
6007-PLN-AGE-27-21-P555_R2	Alpha One-Line Diagram DCP-3620301 Building #27	ELEC-1 (TYP)	Vendor	14-May-13	Approval	2	Drawing
6007-PLN-AGE-27-21-P556_R1	Alpha Receptacle Panel RP-36206 Electrical Room 27	ELEC-1 (TYP)	Vendor	13-May-14	Approval	1	Drawing
6007-PLN-AGE-43-20-0009-1_R6	Outdoor Lighting Panel Single Line Diagram, Alpha Plant, LP-36209	ELEC-1 (TYP)	Vendor	21-May-13	Approval	6	Drawing
6007-PLN-AGE-43-20-0009-1_R6	Outdoor Lighting Panel Single Line Diagram, Alpha Plant, LP-36209	ELEC-1 (TYP)	Vendor	21-May-13	Approval	6	Drawing
6007-PLN-ATP-27-21-P528_R2	Alpha Electrical Panel PP-36212 Building #27	ELEC-1 (TYP)	Vendor	17-May-13	Approval	2	Drawing
6007-PLN-ATP-27-23-P535_R9	Alpha Electrical Panel PP-362 Building #27	ELEC-1 (TYP)	Vendor	14-May-13	Approval	9	Drawing
6007-PLN-ATP-27-23-P536_R10	Alpha Electrical Panel PP-36205 Building #27	ELEC-1 (TYP)	Vendor	13-May-14	Approval	10	Drawing
6007-PLN-AGE-43-20-0017-1_R6	Outdoor Lighting Panel Single Line Diagram, Beta Plant, LP-136209	ELEC-1 (TYP)	Vendor	21-May-13	Approval	6	Drawing
6007-PLN-AGE-43-20-0017-2_R6	Outdoor Lighting Panel Single Line Diagram, Beta Plant, LP-136209	ELEC-1 (TYP)	Vendor	17-May-13	Approval	6	Drawing
6007-PLN-ATP-00-21-0011_R0	Alpha Site Overview Of LVSWGR-401 Building #26	ELEC-1 (TYP)	Vendor	14-May-13	Approval	0	Drawing
6007-PLN-ATP-27-21-0170_R10	Alpha Site 480V Single-Line LVSWGR-401 Building #26	ELEC-1 (TYP)	Vendor	17-May-13	Approval	10	Drawing
6007-PLN-ATP-27-21-0325_R10	Alpha Site 480V Single-Line MCC-4011 Building #26	ELEC-1 (TYP)	Vendor	14-May-13	Approval	10	Drawing
6007-PLN-ATP-27-21-0340_R9	Alpha Site 480V Single-Line MCC-4012 Building #26	ELEC-1 (TYP)	Vendor	13-May-14	Approval	9	Drawing
6007-PLN-ATP-27-23-P525-1_R10	Alpha Electrical Panel PP-4013 & PP-40136 Building #26	ELEC-1 (TYP)	Vendor	21-May-13	Approval	10	Drawing
6007-PLN-ATP-27-23-P525-2_R3	Alpha Electrical Panel PP-4013 & PP-40136 Building #26	ELEC-1 (TYP)	Vendor	17-May-13	Approval	3	Drawing
6007-PLN-ATP-27-23-P525-3_R4	Alpha Electrical Panel PP-4013 & PP-40136 Building #26	ELEC-1 (TYP)	Vendor	14-May-13	Approval	4	Drawing
6007-PLN-ATP-27-23-P527_R4	Alpha Electrical Lighting Panel LP-401301 Building #26	ELEC-1 (TYP)	Vendor	13-May-14	Approval	4	Drawing
6007-PLN-ATP-00-21-0021_R0	Beta Site Overview Of LVSWGR-1401 Building #26	ELEC-1 (TYP)	Vendor	21-May-13	Approval	0	Drawing
6007-PLN-ATP-27-21-0270_R10	Beta 480V Single-Line LVSWGR-1401 Building #26	ELEC-1 (TYP)	Vendor	17-May-13	Approval	10	Drawing
6007-PLN-ATP-27-21-0425_R10	Beta 480V Single-Line MCC-14011 Building #26	ELEC-1 (TYP)	Vendor	14-May-13	Approval	10	Drawing
6007-PLN-ATP-27-21-0440_R9	Beta 480V Single-Line MCC-14012 Building #26	ELEC-1 (TYP)	Vendor	17-May-13	Approval	9	Drawing
6007-PLN-ATP-27-23-P625-1_R9	Beta Electrical Panel PP-14013 & PP-140136 Building #26	ELEC-1 (TYP)	Vendor	14-May-13	Approval	9	Drawing
6007-PLN-ATP-27-23-P625-2_R3	Beta Electrical Panel PP-14013 & PP-1401316 Building #26	ELEC-1 (TYP)	Vendor	13-May-14	Approval	3	Drawing
6007-PLN-ATP-27-23-P625-3_R4	Beta Electrical Panel PP-14013 & PP-1401316 Building #26	ELEC-1 (TYP)	Vendor	21-May-13	Approval	4	Drawing
6007-PLN-ATP-27-23-P627_R4	Beta Electrical Lighting Panel LP-1401301 Building #26	ELEC-1 (TYP)	Vendor	17-May-13	Approval	4	Drawing
6007-PLN-ATP-27-23-P506-1_R3	Alpha Electrical Panel PP-5201 Water Treatment Area	ELEC-1 (TYP)	Vendor	14-May-13	Approval	3	Drawing
6007-PLN-ATP-27-23-P506-2_R3	Alpha Electrical Panel PP-5201 water Treatment Area	ELEC-1 (TYP)	Vendor	13-May-14	Approval	3	Drawing
6007-PLN-ATP-27-23-P507_R2	Alpha Electrical Panel PP-5202 Water Treatment Area	ELEC-1 (TYP)	Vendor	21-May-13	Approval	2	Drawing
6007-PLN-AGE-57-40-1010_R2	Beta SF Pipe Rack Lighting at Cross w/Drainage Channel	ELEC-1 (TYP)	Vendor	10-Jun-13	Approval	R2	Drawing
6007-PLN-AGE-57-40-1011_R2	Beta SF Pipe Rack Lighting at Cross w/Drainage Channel Details	ELEC-1 (TYP)	Vendor	10-Jun-13	Approval	R2	Drawing
6007-PLN-AGE-57-40-1012_R2	Beta SF Pipe Rack Lighting at Cross w/Drainage Channel Details	ELEC-1 (TYP)	Vendor	10-Jun-13	Approval	R2	Drawing
6007-PLN-AGE-57-31-2301_R2	Alpha SF 101 Detail For South-West Corner	ELEC-1 (TYP)	Vendor	10-Jun-13	Approval	R2	Drawing
6007-PLN-AGE-57-31-2302_R2	Alpha SF 101 Detail For North-West Corner	ELEC-1 (TYP)	Vendor	10-Jun-13	Approval	R2	Drawing
6007-PLN-AGE-57-31-2303_R2	Alpha SF 103 Detail For North-East Corner	ELEC-1 (TYP)	Vendor	10-Jun-13	Approval	R2	Drawing
6007-PLN-AGE-57-31-2304_R2	Alpha SF 104 Detail For South-East Corner	ELEC-1 (TYP)	Vendor	10-Jun-13	Approval	R2	Drawing
6007-PLN-AGE-57-31-2305_R1	Alpha SF 102 Detail for North East Corner Loads Trenching	ELEC-1 (TYP)	Vendor	10-Jun-13	Approval	R1	Drawing
6007-PLN-AGE-57-31-2306_R1	Alpha SF 102 Detail for South East Corner Loads Trenching	ELEC-1 (TYP)	Vendor	10-Jun-13	Approval	R1	Drawing
6007-PLN-AGE-57-31-2307_R1	Alpha SF 103 Detail for North West Corner Loads Trenching	ELEC-1 (TYP)	Vendor	10-Jun-13	Approval	R1	Drawing
6007-PLN-AGE-57-31-2308_R1	Alpha SF 104 Detail for North East Corner Loads Trenching	ELEC-1 (TYP)	Vendor	10-Jun-13	Approval	R1	Drawing
6007-PLN-AGE-57-31-2309_R1	Alpha SF 103 Detail for South West Corner Loads Trenching	ELEC-1 (TYP)	Vendor	10-Jun-13	Approval	R1	Drawing
6007-PLN-AGE-57-31-3101_R0	Alpha SF 101 Trenching Plan For Electrical Bldg & Transformer Pad	ELEC-1 (TYP)	Vendor	10-Jun-13	Approval	R0	Drawing
6007-PLN-AGE-57-31-3102_R0	Alpha SF 102 Trenching Plan For Electrical Bldg & Transformer Pad	ELEC-1 (TYP)	Vendor	10-Jun-13	Approval	R0	Drawing
6007-PLN-AGE-57-31-3103_R0	Alpha SF 103 Trenching Plan For Electrical Bldg & Transformer Pad	ELEC-1 (TYP)	Vendor	10-Jun-13	Approval	R0	Drawing
6007-PLN-AGE-57-31-3104_R0	Alpha SF 104 Trenching Plan For Electrical Bldg & Transformer Pad	ELEC-1 (TYP)	Vendor	10-Jun-13	Approval	R0	Drawing
6007-PLN-AGE-57-31-6301_R2	Beta SF 105 Detail For North-West Corner	ELEC-1 (TYP)	Vendor	10-Jun-13	Approval	R2	Drawing
6007-PLN-AGE-57-31-6302_R2	Beta SF 107 Detail For North-East Corner	ELEC-1 (TYP)	Vendor	10-Jun-13	Approval	R2	Drawing
6007-PLN-AGE-57-31-6303_R2	Beta SF 109 Detail For South-East Corner	ELEC-1 (TYP)	Vendor	10-Jun-13	Approval	R2	Drawing

Compliance No.: GEN-2
Job: Mojave Solar Project
Date: 31 Jan 2012
Description: Electrical Site Drawings List - Alpha

Drawing Number	Drawing Title	Applicable Condition of Certification	Vendor Supplied or EOR	Submittal Date	Reason For Submittal		Type of Document
6007-PLN-AGE-57-31-6304_R2	Beta SF 108 Detail For South-West Corner	ELEC-1 (TYP)	Vendor	10-Jun-13	Approval	R2	Drawing
6007-PLN-AGE-57-31-6311_R1	Beta SF 105 Detail For South-West Corner	ELEC-1 (TYP)	Vendor	10-Jun-13	Approval	R1	Drawing
6007-PLN-AGE-57-31-6312_R1	Beta SF 105 Detail For South-East Corner	ELEC-1 (TYP)	Vendor	10-Jun-13	Approval	R1	Drawing
6007-PLN-AGE-57-31-6313_R1	Beta SF 105 Detail For North-East Corner	ELEC-1 (TYP)	Vendor	10-Jun-13	Approval	R1	Drawing
6007-PLN-AGE-57-31-6314_R1	Beta SF 106 Detail For North-West Corner	ELEC-1 (TYP)	Vendor	10-Jun-13	Approval	R1	Drawing
6007-PLN-AGE-57-31-7105_R0	Beta SF 105 Trenching Plan For Electrical Bldg & Transformer Pad	ELEC-1 (TYP)	Vendor	10-Jun-13	Approval	R0	Drawing
6007-PLN-AGE-57-31-7106_R0	Beta SF 106 Trenching Plan For Electrical Bldg & Transformer Pad	ELEC-1 (TYP)	Vendor	10-Jun-13	Approval	R0	Drawing
6007-PLN-AGE-57-31-7107_R0	Beta SF 107 Trenching Plan For Electrical Bldg & Transformer Pad	ELEC-1 (TYP)	Vendor	10-Jun-13	Approval	R0	Drawing
6007-PLN-AGE-57-31-7108_R0	Beta SF 108 Trenching Plan For Electrical Bldg & Transformer Pad	ELEC-1 (TYP)	Vendor	10-Jun-13	Approval	R0	Drawing
6007-PLN-AGE-57-31-7109_R0	Beta SF 109 Trenching Plan For Electrical Bldg & Transformer Pad	ELEC-1 (TYP)	Vendor	10-Jun-13	Approval	R0	Drawing
6007-PLN-AGE-57-31-8207-1_R2	Beta SF 107 Water Wells Area	ELEC-1 (TYP)	Vendor	10-Jun-13	Approval	R2	Drawing
6007-PLN-AGE-57-31-8207-2_R2	Beta SF 107 Water Wells Area	ELEC-1 (TYP)	Vendor	10-Jun-13	Approval	R2	Drawing
6007-PLN-AGE-25-32-4305	Cable Tray System. Alpha Plant	ELEC-1 (TYP)	Vendor	10-Jun-13	Approval	2	Drawing
6007-PLN-AGE-25-32-4306	Cable Tray System. Alpha Plant	ELEC-1 (TYP)	Vendor	10-Jun-13	Approval	2	Drawing
6007-PLN-AGE-25-32-4307	Cable Tray System. Alpha Plant	ELEC-1 (TYP)	Vendor	10-Jun-13	Approval	3	Drawing
6007-PLN-AGE-25-32-4308	Cable Tray System. Alpha Plant	ELEC-1 (TYP)	Vendor	10-Jun-13	Approval	2	Drawing
6007-PLN-AGE-25-32-4309	Alpha Site Building 22. Alpha Plant	ELEC-1 (TYP)	Vendor	10-Jun-13	Approval	5	Drawing
6007-PLN-AGE-25-32-4310	Cable Tray System. Alpha	ELEC-1 (TYP)	Vendor	10-Jun-13	Approval	5	Drawing
6007-PLN-AGE-25-32-4311 _Sh1	Cable Tray y System. Central	ELEC-1 (TYP)	Vendor	10-Jun-13	Approval	0	Drawing
6007-PLN-AGE-25-32-4312 _ Sh2	Cable Tray y System. Central Plant	ELEC-1 (TYP)	Vendor	10-Jun-13	Approval	0	Drawing
6007-PLN-AGE-25-32-4313	Alpha Site Building 22. Alpha	ELEC-1 (TYP)	Vendor	10-Jun-13	Approval	1	Drawing
6007-PLN-AGE-58-32-2201_Sh1	Cable Tray y System. Alpha	ELEC-1 (TYP)	Vendor	10-Jun-13	Approval	4	Drawing
6007-PLN-AGE-58-32-2201_Sh2	Cable Tray y System. Alpha Plant	ELEC-1 (TYP)	Vendor	10-Jun-13	Approval	4	Drawing
6007-PLN-AGE-58-32-4201	Cable Tray System. Alpha Plant	ELEC-1 (TYP)	Vendor	10-Jun-13	Approval	4	Drawing
6007-PLN-AGE-58-32-4202_SHEET 1	Cable Tray System. Central SHEET Plant	ELEC-1 (TYP)	Vendor	10-Jun-13	Approval	5	Drawing
6007-PLN-AGE-58-32-4202 SHEET 10	Cable Tray System. Alpha Plant	ELEC-1 (TYP)	Vendor	10-Jun-13	Approval	5	Drawing
6007-PLN-AGE-58-32-4202 SH EET 11	Cable Tray System. Alpha Plant	ELEC-1 (TYP)	Vendor	10-Jun-13	Approval	5	Drawing
6007-PLN-AGE-58-32-4202 SH EET 12	Cable Tray System. Alpha Plant	ELEC-1 (TYP)	Vendor	10-Jun-13	Approval	5	Drawing
6007-PLN-AGE-58-32-4202 SH EET 13	Cable Tray System. Alpha Plant	ELEC-1 (TYP)	Vendor	10-Jun-13	Approval	5	Drawing
6007-PLN-AGE-58-32-4202 SH EET 14	Cable Tray System. Alpha Plant	ELEC-1 (TYP)	Vendor	10-Jun-13	Approval	5	Drawing
6007-PLN-AGE-58-32-4202 SH EET 15	Cable Tray System. Alpha Plant	ELEC-1 (TYP)	Vendor	10-Jun-13	Approval	5	Drawing
6007-PLN-AGE-58-32-4202 SH EET 16	Cable Tray System. Alpha Plant	ELEC-1 (TYP)	Vendor	10-Jun-13	Approval	5	Drawing
6007-PLN-AGE-58-32-4202 SH EET 2	Cable Tray System. Alpha Plant	ELEC-1 (TYP)	Vendor	10-Jun-13	Approval	5	Drawing
6007-PLN-AGE-58-32-4202 SHEET 3	Cable Tray System. Central Plant	ELEC-1 (TYP)	Vendor	10-Jun-13	Approval	5	Drawing
6007-PLN-AGE-58-32-4202 SHEET 4	Cable Tray System. Alpha Plant	ELEC-1 (TYP)	Vendor	10-Jun-13	Approval	5	Drawing
6007-PLN-AGE-58-32-4202 SHEET 5	Cable Tray System. Alpha Plant	ELEC-1 (TYP)	Vendor	10-Jun-13	Approval	5	Drawing
6007-PLN-AGE-58-32-4202 SHEET 6	Cable Tray System. Alpha Plant	ELEC-1 (TYP)	Vendor	10-Jun-13	Approval	5	Drawing
6007-PLN-AGE-58-32-4202 SHEET 7	Cable Tray System. Alpha Plant	ELEC-1 (TYP)	Vendor	10-Jun-13	Approval	5	Drawing
6007-PLN-AGE-58-32-4202 SHEET 8	Cable Tray System. Alpha Plant	ELEC-1 (TYP)	Vendor	10-Jun-13	Approval	5	Drawing
6007-PLN-AGE-58-32-4202 SHEET 9	Cable Tray System. Alpha Plant	ELEC-1 (TYP)	Vendor	10-Jun-13	Approval	5	Drawing
6007-PLN-AGE-58-32-4211 SHEET 1	Cable Tray System. Alpha Plant	ELEC-1 (TYP)	Vendor	10-Jun-13	Approval	4	Drawing
6007-PLN-AGE-58-32-4211 SHEET 2	Cable Tray System. Alpha Plant	ELEC-1 (TYP)	Vendor	10-Jun-13	Approval	4	Drawing
6007-PLN-AGE-58-32-4211 SHEET 3	Cable Tray System. Alpha Plant	ELEC-1 (TYP)	Vendor	10-Jun-13	Approval	4	Drawing
6007-PLN-AGE-58-32-4211 SHEET 4	Cable Tray System. Alpha Plant	ELEC-1 (TYP)	Vendor	10-Jun-13	Approval	4	Drawing
6007-PLN-AGE-58-32-4211 SHEET 5	Cable Tray System. Alpha Plant	ELEC-1 (TYP)	Vendor	10-Jun-13	Approval	4	Drawing
6007-PLN-AGE-67-32-4221_ Sheet 1	Cable Tray System. Alpha Plant	ELEC-1 (TYP)	Vendor	10-Jun-13	Approval	3	Drawing
6007-PLN-AGE-67-32-4221_ Sheet 2	Cable Tray System. Alpha Plant	ELEC-1 (TYP)	Vendor	10-Jun-13	Approval	3	Drawing
6007-PLN-AGE-67-32-4221_ Sheet 3	Cable Tray System. Alpha Plant	ELEC-1 (TYP)	Vendor	10-Jun-13	Approval	3	Drawing
6007-PLN-AGE-67-32-4221_ Sheet 4	Cable Tray System. Central Plant	ELEC-1 (TYP)	Vendor	10-Jun-13	Approval	3	Drawing
6007-PLN-AGE-67-32-4403	Cable Tray System. Alpha Plant	ELEC-1 (TYP)	Vendor	10-Jun-13	Approval	2	Drawing
6007-PLN-AGE-67-32-4404	Cable Tray System. Alpha Plant	ELEC-1 (TYP)	Vendor	10-Jun-13	Approval	2	Drawing
6007-PLN-AGE-67-32-4405	Alpha Site Building 26. Alpha Plant	ELEC-1 (TYP)	Vendor	10-Jun-13	Approval	4	Drawing
6007-PLN-AGE-67-32-4406	Alpha Site Building 26. Alpha Plant	ELEC-1 (TYP)	Vendor	10-Jun-13	Approval	4	Drawing
6007-PLN-AGE-67-32-4407	Cable Tray System. Alpha Plant	ELEC-1 (TYP)	Vendor	10-Jun-13	Approval	0	Drawing
6007-CAL-AGE-58-40-2001	Ullage and O verflow System Lighting Calculation. Alpha and Beta Plant	ELEC-1 (TYP)	Vendor	10-Jun-13	Approval	Rev4	Calculation
6007-PLN-AGE-58-31-4231-R03_ Sheet 1.pdf	ALPHA PLANT UNDERGROUND DUCTBANK **SECTION DETAILS**	ELEC-1 (TYP)	Vendor	10-Jun-13	Approval	3	Drawing
6007-PLN-AGE-58-31-4231-R03_ Sheet 2.pdf	ALPHA PLANT UNDERGROUND **DUCTBANK SECTION DETAILS**	ELEC-1 (TYP)	Vendor	10-Jun-13	Approval	3	Drawing
6007-PLN-AGE-58-31-4231-R03_ Sheet 3.pdf	ALPHA PLANT UNDERGROUND **DUCTBANK SECTION DETAILS**	ELEC-1 (TYP)	Vendor	10-Jun-13	Approval	3	Drawing
6007-PLN-AGE-58-31-4231-R03_ Sheet 4.pdf	ALPHA PLANT UNDERGROUND **DUCTBANK SECTION DETAILS**	ELEC-1 (TYP)	Vendor	10-Jun-13	Approval	3	Drawing
6007-PLN-AGE-58-31-4231-R03_ Sheet 5.pdf	ALPHA PLANT UNDERGROUND **DUCTBANK SECTION DETAILS**	ELEC-1 (TYP)	Vendor	10-Jun-13	Approval	3	Drawing
6007-PLN-AGE-58-31-4231-R03_ Sheet 6.pdf	ALPHA PLANT UNDERGROUND **DUCTBANK SECTION DETAILS**	ELEC-1 (TYP)	Vendor	10-Jun-13	Approval	3	Drawing
6007-PLN-AGE-58-31-4241-R03_ Sheet 1.pdf	ALPHA PLANT UNDERGROUND **DUCTBANK PROFILES HTF AREA**	ELEC-1 (TYP)	Vendor	10-Jun-13	Approval	3	Drawing
6007-PLN-AGE-58-31-4241-R03_ Sheet 2.pdf	ALPHA PLANT UNDERGROUND **DUCTBANK PROFILES HTF AREA**	ELEC-1 (TYP)	Vendor	10-Jun-13	Approval	3	Drawing
6007-PLN-AGE-58-31-4241-R03_ Sheet 3.pdf	ALPHA PLANT UNDERGROUND **DUCTBANK PROFILES HTF AREA**	ELEC-1 (TYP)	Vendor	10-Jun-13	Approval	3	Drawing
6007-PLN-AGE-58-31-4251-R02.pdf	ALPHA PLANT UNDERGROUND **DUCTBANK PROFILES HTF AREA**	ELEC-1 (TYP)	Vendor	10-Jun-13	Approval	2	Drawing
6007-PLN-AGE-58-31-8621-R03.pdf	BETA PLANT UNDERGROUND DUCTBANK **PLANS HTF AREA**	ELEC-1 (TYP)	Vendor	10-Jun-13	Approval	3	Drawing
6007-PLN-AGE-58-31-8622-R03.pdf	BETA PLANT UNDERGROUND DUCTBANK **PLANS PARKING AREA**	ELEC-1 (TYP)	Vendor	10-Jun-13	Approval	3	Drawing
6007-PLN-AGE-58-31-8623-R03.pdf	BETA PLANT UNDERGROUND DUCTBANK **PLANS ROAD AREA NEAR RETENTION POND**	ELEC-1 (TYP)	Vendor	10-Jun-13	Approval	3	Drawing
6007-PLN-AGE-58-31-8624-R03.pdf	BETA PLANT UNDERGROUND DUCTBANK **PLANS ROAD AREA NEAR RETENTION POND**	ELEC-1 (TYP)	Vendor	10-Jun-13	Approval	3	Drawing
6007-PLN-AGE-58-31-8641-R03_ Sheet 1.pdf	BETA PLANT UNDERGROUND DUCTBANK **PROFILES HTF AREA**	ELEC-1 (TYP)	Vendor	10-Jun-13	Approval	3	Drawing
6007-PLN-AGE-58-31-8641-R03_ Sheet 2.pdf	BETA PLANT UNDERGROUND DUCTBANK **PROFILES HTF AREA**	ELEC-1 (TYP)	Vendor	10-Jun-13	Approval	3	Drawing
6007-PLN-AGE-58-31-8651-R02.pdf	BETA PLANT UNDERGROUND DUCTBANK **MANHOLE DETAILS**	ELEC-1 (TYP)	Vendor	10-Jun-13	Approval	3	Drawing
6007-PLN-AGE-58-31-8631-R03_ Sheet 1 . pd	BETA PLANT UNDERGROUND DUCTBANK **SECTION DETAILS.**	ELEC-1 (TYP)	Vendor	10-Jun-13	Approval	3	Drawing
6007-PLN-AGE-58-31-8631-R03_ Sheet 2.pdf	BETA PLANT UNDERGROUND DUCTBANK **SECTION DETAILS.**	ELEC-1 (TYP)	Vendor	10-Jun-13	Approval	3	Drawing
6007-PLN-AGE-58-31-8631-R03_ Sheet 3.pdf	BETA PLANT UNDERGROUND DUCTBANK **SECTION DETAILS.**	ELEC-1 (TYP)	Vendor	10-Jun-13	Approval	3	Drawing
6007-PLN-AGE-58-31-8631-R03_ Sheet 4.pdf	BETA PLANT UNDERGROUND DUCTBANK **SECTION DETAILS.**	ELEC-1 (TYP)	Vendor	10-Jun-13	Approval	3	Drawing
6007-PLN-AGE-58-31-8631-R03_ Sheet 5.pdf	BETA PLANT UNDERGROUND DUCTBANK **SECTION DETAILS.**	ELEC-1 (TYP)	Vendor	10-Jun-13	Approval	3	Drawing
6007-PLN-AGE-00-31-0015.pdf	ALPHA PLANT UNDERGROUND DUCT BANK **DETAILS POWER BLOCK & UTILITIES**	ELEC-1 (TYP)	Vendor	10-Jun-13	Approval	3	Drawing
6007-PLN-AGE-00-31-0017.pdf	ALPHA PLANT UNDERGROUND DUCT BANK **DETAILS POWER BLOCK & UTILITIES**	ELEC-1 (TYP)	Vendor	10-Jun-13	Approval	3	Drawing
6007-PLN-AGE-00-31-0018.pdf	ALPHA PLANT UNDERGROUND DUCT BANK **DETAILS POWER BLOCK & UTILITIES**	ELEC-1 (TYP)	Vendor	10-Jun-13	Approval	3	Drawing
6007-PLN-AGE-00-31-0019.pdf	ALPHA PLANT UNDERGROUND DUCT BANK **DETAILS POWER BLOCK & UTILITIES**	ELEC-1 (TYP)	Vendor	10-Jun-13	Approval	3	Drawing
6007-PLN-AGE-00-31-0020.pdf	ALPHA PLANT UNDERGROUND DUCT BANK **DETAILS POWER BLOCK & UTILITIES**	ELEC-1 (TYP)	Vendor	10-Jun-13	Approval	3	Drawing
6007-PLN-AGE-00-31-0064.pdf	BETA PLANT UNDERGROUND DUCT BANK **DETAILS. POWER BLOCK & UTILITIES**	ELEC-1 (TYP)	Vendor	10-Jun-13	Approval	3	Drawing
6007-PLN-AGE-00-31-0066.pdf	BETA PLANT UNDERGROUND DUCT BANK **DETAILS. POWER BLOCK & UTILITIES**	ELEC-1 (TYP)	Vendor	10-Jun-13	Approval	2	Drawing
6007-PLN-AGE-00-31-0067.pdf	BETA PLANT UNDERGROUND DUCT BANK **DETAILS. POWER BLOCK & UTILITIES**	ELEC-1 (TYP)	Vendor	10-Jun-13	Approval	2	Drawing
6007-PLN-AGE-00-31-0068.pdf	BETA PLANT UNDERGROUND DUCT BANK **DETAILS. POWER BLOCK & UTILITIES**	ELEC-1 (TYP)	Vendor	10-Jun-13	Approval	2	Drawing
6007-PLN-AGE-00-31-0069.pdf	BETA PLANT UNDERGROUND DUCT BANK **DETAILS. POWER BLOCK & UTILITIES**	ELEC-1 (TYP)	Vendor	10-Jun-13	Approval	2	Drawing
6007-PLN-AGE-00-31-0001.pdf	ALPHA PLANT UNDERGROUND DUCT BANK **DETAILS. POWER BLOCK & UTILITIES**	ELEC-1 (TYP)	Vendor	10-Jun-13	Approval	2	Drawing
6007-PLN-AGE-00-31-0002.pdf	ALPHA PLANT UNDERGROUND DUCT BANK **DETAILS. POWER BLOCK & UTILITIES**	ELEC-1 (TYP)	Vendor	10-Jun-13	Approval	2	Drawing
6007-PLN-AGE-00-31-0003.pdf	ALPHA PLANT UNDERGROUND DUCT BANK **DETAILS. POWER BLOCK & UTILITIES**	ELEC-1 (TYP)	Vendor	10-Jun-13	Approval	2	Drawing
6007-PLN-AGE-00-31-0004.pdf	ALPHA PLANT UNDERGROUND DUCT BANK **DETAILS. POWER BLOCK & UTILITIES**	ELEC-1 (TYP)	Vendor	10-Jun-13	Approval	2	Drawing
6007-PLN-AGE-00-31-0005.pdf	ALPHA PLANT UNDERGROUND DUCT BANK **DETAILS. POWER BLOCK & UTILITIES**	ELEC-1 (TYP)	Vendor	10-Jun-13	Approval	2	Drawing
6007-PLN-AGE-00-31-0006.pdf	ALPHA PLANT UNDERGROUND DUCT BANK **DETAILS. POWER BLOCK & UTILITIES**	ELEC-1 (TYP)	Vendor	10-Jun-13	Approval	2	Drawing
6007-PLN-AGE-00-31-0007.pdf	ALPHA PLANT UNDERGROUND DUCT BANK **DETAILS. POWER BLOCK & UTILITIES**	ELEC-1 (TYP)	Vendor	10-Jun-13	Approval	2	Drawing
6007-PLN-AGE-00-31-0008.pdf	ALPHA PLANT UNDERGROUND DUCT BANK **DETAILS. POWER BLOCK & UTILITIES**	ELEC-1 (TYP)	Vendor	10-Jun-13	Approval	2	Drawing
6007-PLN-AGE-00-31-0009.pdf	ALPHA PLANT UNDERGROUND DUCT BANK **DETAILS. POWER BLOCK & UTILITIES**	ELEC-1 (TYP)	Vendor	10-Jun-13	Approval	2	Drawing
6007-PLN-AGE-00-31-0010.pdf	ALPHA PLANT UNDERGROUND DUCT BANK **DETAILS. POWER BLOCK & UTILITIES**	ELEC-1 (TYP)	Vendor	10-Jun-13	Approval	2	Drawing
6007-PLN-AGE-00-31-0011.pdf	ALPHA PLANT UNDERGROUND DUCT BANK **DETAILS. POWER BLOCK & UTILITIES**	ELEC-1 (TYP)	Vendor	10-Jun-13	Approval	2	Drawing
6007-PLN-AGE-00-31-0012.pdf	ALPHA PLANT UNDERGROUND DUCT BANK **DETAILS. POWER BLOCK & UTILITIES**	ELEC-1 (TYP)	Vendor	10-Jun-13	Approval	2	Drawing
6007-PLN-AGE-00-31-0013.pdf	ALPHA PLANT UNDERGROUND DUCT BANK **DETAILS. POWER BLOCK & UTILITIES**	ELEC-1 (TYP)	Vendor	10-Jun-13	Approval	2	Drawing
6007-PLN-AGE-00-31-0014.pdf	ALPHA PLANT UNDERGROUND DUCT BANK **DETAILS. POWER BLOCK & UTILITIES**	ELEC-1 (TYP)	Vendor	10-Jun-13	Approval	2	Drawing
6007-PLN-AGE-00-31-0016.pdf	ALPHA PLANT UNDERGROUND DUCT BANK **DETAILS. POWER BLOCK & UTILITIES**	ELEC-1 (TYP)	Vendor	10-Jun-13	Approval	2	Drawing
6007-PLN-AGE-00-31-0021.pdf	ALPHA PLANT UNDERGROUND DUCT BANK **DETAILS. POWER BLOCK & UTILITIES**	ELEC-1 (TYP)	Vendor	10-Jun-13	Approval	2	Drawing

Compliance No.: GEN-2
Job: Mojave Solar Project
Date: 31 Jan 2012
Description: Electrical Site Drawings List - Alpha

Drawing Number	Drawing Title	Applicable Condition of Certification	Vendor Supplied or EOR	Submittal Date	Reason For Submittal		Type of Document
6007-PLN-AGE-00-31-0022.pdf	ALPHA PLANT UNDERGROUND DUCT BANK **DETAILS. POWER BLOCK & UTILITIES**	ELEC-1 (TYP)	Vendor	10-Jun-13	Approval	2	Drawing
6007-PLN-AGE-00-31-0023.pdf	ALPHA PLANT UNDERGROUND DUCT BANK **DETAILS. POWER BLOCK & UTILITIES**	ELEC-1 (TYP)	Vendor	10-Jun-13	Approval	2	Drawing
6007-PLN-AGE-00-31-0024.pdf	ALPHA PLANT UNDERGROUND DUCT BANK **DETAILS. POWER BLOCK & UTILITIES**	ELEC-1 (TYP)	Vendor	10-Jun-13	Approval	2	Drawing
6007-PLN-AGE-00-31-0025.pdf	ALPHA PLANT UNDERGROUND DUCT BANK **DETAILS. POWER BLOCK & UTILITIES**	ELEC-1 (TYP)	Vendor	10-Jun-13	Approval	2	Drawing
6007-PLN-AGE-00-31-0026.pdf	ALPHA PLANT UNDERGROUND DUCT BANK DETAILS. POWER BLOCK & UTILITIES	ELEC-1 (TYP)	Vendor	10-Jun-13	Approval	2	Drawing
6007-PLN-AGE-00-31-0027.pdf	ALPHA PLANT UNDERGROUND DUCT BANK DETAILS. POWER BLOCK & UTILITIES	ELEC-1 (TYP)	Vendor	10-Jun-13	Approval	2	Drawing
6007-PLN-AGE-00-31-0028.pdf	ALPHA PLANT UNDERGROUND DUCT BANK DETAILS. POWER BLOCK & UTILITIES	ELEC-1 (TYP)	Vendor	10-Jun-13	Approval	2	Drawing
6007-PLN-AGE-00-31-0029.pdf	ALPHA PLANT UNDERGROUND DUCT BANK DETAILS. POWER BLOCK & UTILITIES	ELEC-1 (TYP)	Vendor	10-Jun-13	Approval	2	Drawing
6007-PLN-AGE-00-31-0030.pdf	ALPHA PLANT UNDERGROUND DUCT BANK DETAILS. POWER BLOCK & UTILITIES	ELEC-1 (TYP)	Vendor	10-Jun-13	Approval	2	Drawing
6007-PLN-AGE-00-31-0031.pdf	ALPHA PLANT UNDERGROUND DUCT BANK DETAILS. POWER BLOCK & UTILITIES	ELEC-1 (TYP)	Vendor	10-Jun-13	Approval	2	Drawing
6007-PLN-AGE-00-31-0032.pdf	ALPHA PLANT UNDERGROUND DUCT BANK DETAILS. POWER BLOCK & UTILITIES	ELEC-1 (TYP)	Vendor	10-Jun-13	Approval	2	Drawing
6007-PLN-AGE-00-31-0040.pdf	ALPHA PLANT UNDERGROUND DUCT BANK DETAILS. POWER BLOCK & UTILITIES	ELEC-1 (TYP)	Vendor	10-Jun-13	Approval	2	Drawing
6007-PLN-AGE-00-31-0041.pdf	ALPHA PLANT UNDERGROUND DUCT BANK DETAILS. POWER BLOCK & UTILITIES	ELEC-1 (TYP)	Vendor	10-Jun-13	Approval	2	Drawing
6007-PLN-AGE-00-31-0042.pdf	ALPHA PLANT UNDERGROUND DUCT BANK DETAILS. POWER BLOCK & UTILITIES	ELEC-1 (TYP)	Vendor	10-Jun-13	Approval	2	Drawing
6007-PLN-AGE-00-31-0045.pdf	ALPHA PLANT UNDERGROUND DUCT BANK DETAILS. POWER BLOCK & UTILITIES	ELEC-1 (TYP)	Vendor	10-Jun-13	Approval	2	Drawing
6007-PLN-AGE-00-31-0054.pdf	BETA PLANT UNDERGROUND DUCT BANK DETAILS. POWER BLOCK & UTILITIES	ELEC-1 (TYP)	Vendor	10-Jun-13	Approval	2	Drawing
6007-PLN-AGE-00-31-0055.pdf	BETA PLANT UNDERGROUND DUCT BANK **DETAILS. POWER BLOCK & UTILITIES**	ELEC-1 (TYP)	Vendor	10-Jun-13	Approval	2	Drawing
6007-PLN-AGE-00-31-0056.pdf	BETA PLANT UNDERGROUND DUCT BANK **DETAILS. POWER BLOCK & UTILITIES**	ELEC-1 (TYP)	Vendor	10-Jun-13	Approval	2	Drawing
6007-PLN-AGE-00-31-0057.pdf	BETA PLANT UNDERGROUND DUCT BANK **DETAILS. POWER BLOCK & UTILITIES**	ELEC-1 (TYP)	Vendor	10-Jun-13	Approval	2	Drawing
6007-PLN-AGE-00-31-0058.pdf	BETA PLANT UNDERGROUND DUCT BANK **DETAILS. POWER BLOCK & UTILITIES**	ELEC-1 (TYP)	Vendor	10-Jun-13	Approval	2	Drawing
6007-PLN-AGE-00-31-0059.pdf	BETA PLANT UNDERGROUND DUCT BANK **DETAILS. POWER BLOCK & UTILITIES**	ELEC-1 (TYP)	Vendor	10-Jun-13	Approval	2	Drawing
6007-PLN-AGE-00-31-0060.pdf	BETA PLANT UNDERGROUND DUCT BANK **DETAILS. POWER BLOCK & UTILITIES**	ELEC-1 (TYP)	Vendor	10-Jun-13	Approval	2	Drawing
6007-PLN-AGE-00-31-0061.pdf	BETA PLANT UNDERGROUND DUCT BANK **DETAILS. POWER BLOCK & UTILITIES**	ELEC-1 (TYP)	Vendor	10-Jun-13	Approval	2	Drawing
6007-PLN-AGE-00-31-0062.pdf	BETA PLANT UNDERGROUND DUCT BANK **DETAILS. POWER BLOCK & UTILITIES**	ELEC-1 (TYP)	Vendor	10-Jun-13	Approval	2	Drawing
6007-PLN-AGE-00-31-0063.pdf	BETA PLANT UNDERGROUND DUCT BANK **DETAILS. POWER BLOCK & UTILITIES**	ELEC-1 (TYP)	Vendor	10-Jun-13	Approval	2	Drawing
6007-PLN-AGE-00-31-0065.pdf	BETA PLANT UNDERGROUND DUCT BANK **DETAILS. POWER BLOCK & UTILITIES**	ELEC-1 (TYP)	Vendor	10-Jun-13	Approval	2	Drawing
6007-PLN-AGE-00-31-0070.pdf	BETA PLANT UNDERGROUND DUCT BANK **DETAILS. POWER BLOCK & UTILITIES**	ELEC-1 (TYP)	Vendor	10-Jun-13	Approval	2	Drawing
6007-PLN-AGE-00-31-0071.pdf	BETA PLANT UNDERGROUND DUCT BANK **DETAILS. POWER BLOCK & UTILITIES**	ELEC-1 (TYP)	Vendor	10-Jun-13	Approval	2	Drawing
6007-PLN-AGE-00-31-0072.pdf	BETA PLANT UNDERGROUND DUCT BANK **DETAILS. POWER BLOCK & UTILITIES**	ELEC-1 (TYP)	Vendor	10-Jun-13	Approval	2	Drawing
6007-PLN-AGE-00-31-0073.pdf	BETA PLANT UNDERGROUND DUCT BANK **DETAILS. POWER BLOCK & UTILITIES**	ELEC-1 (TYP)	Vendor	10-Jun-13	Approval	2	Drawing
6007-PLN-AGE-00-31-0074.pdf	BETA PLANT UNDERGROUND DUCT BANK **DETAILS. POWER BLOCK & UTILITIES**	ELEC-1 (TYP)	Vendor	10-Jun-13	Approval	2	Drawing
6007-PLN-AGE-00-31-0075.pdf	BETA PLANT UNDERGROUND DUCT BANK **DETAILS. POWER BLOCK & UTILITIES**	ELEC-1 (TYP)	Vendor	10-Jun-13	Approval	2	Drawing
6007-PLN-AGE-00-31-0076.pdf	BETA PLANT UNDERGROUND DUCT BANK **DETAILS. POWER BLOCK & UTILITIES**	ELEC-1 (TYP)	Vendor	10-Jun-13	Approval	2	Drawing
6007-PLN-AGE-00-31-0077.pdf	BETA PLANT UNDERGROUND DUCT BANK **DETAILS. POWER BLOCK & UTILITIES**	ELEC-1 (TYP)	Vendor	10-Jun-13	Approval	2	Drawing
6007-PLN-AGE-00-31-0078.pdf	BETA PLANT UNDERGROUND DUCT BANK **DETAILS. POWER BLOCK & UTILITIES**	ELEC-1 (TYP)	Vendor	10-Jun-13	Approval	2	Drawing
6007-PLN-AGE-00-31-0079.pdf	BETA PLANT UNDERGROUND DUCT BANK **DETAILS. POWER BLOCK & UTILITIES**	ELEC-1 (TYP)	Vendor	10-Jun-13	Approval	2	Drawing
6007-PLN-AGE-00-31-1001-R02_ Sheet 1 . pd	DUCTBANK DETAILS TRENCH TOPOLOGY	ELEC-1 (TYP)	Vendor	10-Jun-13	Approval	2	Drawing
6007-PLN-AGE-00-31-1001-R02_ Sheet 2. pdf	DUCTBANK DETAILS TRENCH TOPOLOGY	ELEC-1 (TYP)	Vendor	10-Jun-13	Approval	2	Drawing
6007-PLN-AGE-58-31-1001-R03.pdf	UNDERGROUND DUCTBANK **GENERAL CONDUITS DETAILS**	ELEC-1 (TYP)	Vendor	10-Jun-13	Approval	3	Drawing
6007-PLN-AGE-58-31-1002-R03.pdf	UNDERGROUND DUCTBANK **GENERAL MANHOLES DETAILS**	ELEC-1 (TYP)	Vendor	10-Jun-13	Approval	3	Drawing
6007-PLN-AGE-58-31-1003-R03.pdf	UNDERGROUND DUCTBANK **GENERAL PULLBOX DETAILS**	ELEC-1 (TYP)	Vendor	10-Jun-13	Approval	3	Drawing
6007-PLN-AGE-58-31-4221-R03.pdf	ALPHA PLANT UNDERGROUND DUCTBANK **PLANS HTF AREA**	ELEC-1 (TYP)	Vendor	10-Jun-13	Approval	3	Drawing
6007-PLN-AGE-58-31-4222-R03.pdf	ALPHA PLANT UNDERGROUND DUCTBANK **PLANS HTF AREA**	ELEC-1 (TYP)	Vendor	10-Jun-13	Approval	3	Drawing
6007-PLN-AGE-58-31-4223-R03.pdf	ALPHA PLANT UNDERGROUND DUCTBANK **PLANS HTF AREA**	ELEC-1 (TYP)	Vendor	10-Jun-13	Approval	3	Drawing
6007-PLN-AGE-58-31-4224-R03.pdf	ALPHA PLANT UNDERGROUND DUCTBANK **PLANS HTF AREA**	ELEC-1 (TYP)	Vendor	10-Jun-13	Approval	3	Drawing
6007-PLN-AGE-57-33-2301_R3	Alpha SF 101 Details For South-West Corner	ELEC-1 (TYP)	Vendor	11-Jun-13	Approval	R3	Drawing
6007-PLN-AGE-57-33-2302_R3	Alpha SF 102 Details For North-West Corner	ELEC-1 (TYP)	Vendor	11-Jun-13	Approval	R3	Drawing
6007-PLN-AGE-57-33-2303_R3	Alpha SF 103 Details For North-East Corner	ELEC-1 (TYP)	Vendor	11-Jun-13	Approval	R3	Drawing
6007-PLN-AGE-57-33-2304_R3	Alpha SF 104 Details For South-East Corner	ELEC-1 (TYP)	Vendor	11-Jun-13	Approval	R3	Drawing
6007-PLN-AGE-57-33-2305_R1	Alpha SF 102 Detail for North East Corner Loads Grounding	ELEC-1 (TYP)	Vendor	11-Jun-13	Approval	R1	Drawing
6007-PLN-AGE-57-33-2306_R1	Alpha SF 102 Detail for South East Corner Loads Grounding	ELEC-1 (TYP)	Vendor	11-Jun-13	Approval	R1	Drawing
6007-PLN-AGE-57-33-2307_R1	Alpha SF 103 Detail for North West Corner Loads Grounding	ELEC-1 (TYP)	Vendor	11-Jun-13	Approval	R1	Drawing
6007-PLN-AGE-57-33-2308_R1	Alpha SF 104 Detail for North East Corner Loads Grounding	ELEC-1 (TYP)	Vendor	11-Jun-13	Approval	R1	Drawing
6007-PLN-AGE-57-33-2309_R1	Alpha SF 103 Detail for South West Corner Loads Grounding	ELEC-1 (TYP)	Vendor	11-Jun-13	Approval	R1	Drawing
6007-PLN-AGE-57-33-6301_R3	Beta SF 105 Details For North-West Corner	ELEC-1 (TYP)	Vendor	11-Jun-13	Approval	R3	Drawing
6007-PLN-AGE-57-33-6302_R3	Beta SF 107 Details For North-East Corner	ELEC-1 (TYP)	Vendor	11-Jun-13	Approval	R3	Drawing
6007-PLN-AGE-57-33-6303_R3	Beta SF 108 Details For South-West Corner	ELEC-1 (TYP)	Vendor	11-Jun-13	Approval	R3	Drawing
6007-PLN-AGE-57-33-6304_R3	Beta SF 109 Details For South-East Corner	ELEC-1 (TYP)	Vendor	11-Jun-13	Approval	R3	Drawing
6007-PLN-AGE-57-33-6311_R1	Beta SF 105 Details For South-West Corner	ELEC-1 (TYP)	Vendor	11-Jun-13	Approval	R1	Drawing
6007-PLN-AGE-57-33-6312_R1	Beta SF 105 Details For South-East Corner	ELEC-1 (TYP)	Vendor	11-Jun-13	Approval	R1	Drawing
6007-PLN-AGE-57-33-6313_R1	Beta SF 105 Details For North-East Corner	ELEC-1 (TYP)	Vendor	11-Jun-13	Approval	R1	Drawing
6007-PLN-AGE-57-33-6314_R1	Beta SF 105 Details For North-West Corner	ELEC-1 (TYP)	Vendor	11-Jun-13	Approval	R1	Drawing
6007-PLN-AGE-57-33-2201_R3	Alpha SF 101 Bldg Grounding Plan	ELEC-1 (TYP)	Vendor	11-Jun-13	Approval	R3	Drawing
6007-PLN-AGE-57-33-2202_R3	Alpha SF 102 Bldg Grounding Plan	ELEC-1 (TYP)	Vendor	11-Jun-13	Approval	R3	Drawing
6007-PLN-AGE-57-33-2203_R3	Alpha SF 103 Bldg Grounding Plan	ELEC-1 (TYP)	Vendor	11-Jun-13	Approval	R3	Drawing
6007-PLN-AGE-57-33-2204_R3	Alpha SF 104 Bldg Grounding Plan	ELEC-1 (TYP)	Vendor	11-Jun-13	Approval	R3	Drawing
6007-PLN-AGE-57-33-6205_R3	Beta Solar Filed 105 Bldg Grounding Plan	ELEC-1 (TYP)	Vendor	11-Jun-13	Approval	R3	Drawing
6007-PLN-AGE-57-33-6206_R3	Beta Solar Filed 106 Bldg Grounding Plan	ELEC-1 (TYP)	Vendor	11-Jun-13	Approval	R3	Drawing
6007-PLN-AGE-57-33-6207_R3	Beta Solar Filed 107 Bldg Grounding Plan	ELEC-1 (TYP)	Vendor	11-Jun-13	Approval	R3	Drawing
6007-PLN-AGE-57-33-6208_R3	Beta Solar Filed 108 Bldg Grounding Plan	ELEC-1 (TYP)	Vendor	11-Jun-13	Approval	R3	Drawing
6007-PLN-AGE-57-33-6209_R3	Beta Solar Filed 109 Bldg Grounding Plan	ELEC-1 (TYP)	Vendor	11-Jun-13	Approval	R3	Drawing
6007-PLN-AGE-57-31-0017_R2	SF Typical Detail For Feeder Power Panel	ELEC-1 (TYP)	Vendor	11-Jun-13	Approval	R2	Drawing
6007-PLN-AGE-57-45-0010_R2	SF Collector Level III Control Box Field Connections	ELEC-1 (TYP)	Vendor	11-Jun-13	Approval	R2	Drawing
6007-PLN-AGE-57-31-0150_R1	SF Junction Box Details for CCTV Camera	ELEC-1 (TYP)	Vendor	11-Jun-13	Approval	R1	Drawing
6007-PLN-AGE-57-31-1011_R3	SF Corner Load Power Panel Details with Weather	ELEC-1 (TYP)	Vendor	11-Jun-13	Approval	R3	Drawing
6007-PLN-AGE-57-31-1012_R3	SF Typical Details For Corner Load Power Panel	ELEC-1 (TYP)	Vendor	11-Jun-13	Approval	R3	Drawing
6007-CAL-AGE-00-36-0001	Calculation Report for Power Island Area Lightning Proctection-Alpha	ELEC-1 (TYP)	Vendor	24-Jun-13	Approval	2	Calculation
6007-CAL-AGE-00-36-0011	Calculation Report for Power Island Area Lightning Proctection-Beta	ELEC-1 (TYP)	Vendor	24-Jun-13	Approval	2	Calculation
6007-PLN-AGE-21-36-5121	SG Lightning Protection system Alpha Plant	ELEC-1 (TYP)	Vendor	24-Jun-13	Approval	4	Drawing
6007-PLN-AGE-21-36-5122	SG Lightning Protection system Alpha Plant	ELEC-1 (TYP)	Vendor	24-Jun-13	Approval	3	Drawing
6007-PLN-AGE-21-36-5123	SG Lightning Protection system Alpha Plant	ELEC-1 (TYP)	Vendor	24-Jun-13	Approval	3	Drawing
6007-PLN-AGE-21-36-5124	SG Lightning Protection system Alpha Plant	ELEC-1 (TYP)	Vendor	24-Jun-13	Approval	3	Drawing
6007-PLN-AGE-25-32-4305	Alpha Plant Central Plant Cable Tray system Power Block & SG Area	ELEC-1 (TYP)	Vendor	24-Jun-13	Approval	2	Drawing
6007-PLN-AGE-25-36-5341	Power Block Lightning Protection System Alpha Plant	ELEC-1 (TYP)	Vendor	24-Jun-13	Approval	4	Drawing
6007-PLN-AGE-25-36-5342	Power Block Lightning Protection System Alpha Plant	ELEC-1 (TYP)	Vendor	24-Jun-13	Approval	3	Drawing
6007-PLN-AGE-25-36-5343	Power Block Lightning Protection System Alpha Plant	ELEC-1 (TYP)	Vendor	24-Jun-13	Approval	3	Drawing
6007-PLN-AGE-25-36-5344	Power Block Lightning Protection System Alpha Plant	ELEC-1 (TYP)	Vendor	24-Jun-13	Approval	3	Drawing
6007-PLN-AGE-25-36-5345	Power Block Lightning Protection System Alpha Plant	ELEC-1 (TYP)	Vendor	24-Jun-13	Approval	4	Drawing
6007-PLN-AGE-58-36-5221	Alpha Plant HTF Area Lightning Protection Plan-Sheet 1	ELEC-1 (TYP)	Vendor	24-Jun-13	Approval	3	Drawing
6007-PLN-AGE-58-36-5221	Alpha Plant HTF Area Lightning Protection Plan-Sheet 2	ELEC-1 (TYP)	Vendor	24-Jun-13	Approval	3	Drawing
6007-PLN-AGE-58-36-5221	Alpha Plant HTF Area Lightning Protection Plan-Sheet 3	ELEC-1 (TYP)	Vendor	24-Jun-13	Approval	3	Drawing
6007-PLN-AGE-58-36-5221	Alpha Plant HTF Area Lightning Protection Plan-Sheet 4	ELEC-1 (TYP)	Vendor	24-Jun-13	Approval	3	Drawing
6007-PLN-AGE-58-36-5231	HTF Area Lightning Protection General Details	ELEC-1 (TYP)	Vendor	24-Jun-13	Approval	2	Drawing
6007-PLN-AGE-67-36-5441	Utilites-Lightning Protection Plan Building 26 Alpha Plant	ELEC-1 (TYP)	Vendor	24-Jun-13	Approval	2	Drawing
6007-PLN-AGE-67-36-5442	Utilites-Lightning Protection Plan Building 26 Alpha Plant	ELEC-1 (TYP)	Vendor	24-Jun-13	Approval	2	Drawing
6007-PLN-AGE-67-36-5443	Utilites-Lightning Protection Plan Building 26 Alpha Plant	ELEC-1 (TYP)	Vendor	24-Jun-13	Approval	0	Drawing
6007-PLN-AGE-67-36-5444	Water Treatment Plant Lightning Protection System Alpha Plant	ELEC-1 (TYP)	Vendor	24-Jun-13	Approval	1	Drawing
6007-PLN-AGE-67-36-5445	Water Treatment Plant Lightning Protection System Alpha Plant	ELEC-1 (TYP)	Vendor	24-Jun-13	Approval	2	Drawing
6007-PLN-AGE-67-36-5446	Water Treatment Plant Lightning Protection System Alpha Plant	ELEC-1 (TYP)	Vendor	24-Jun-13	Approval	2	Drawing
6007-PLN-AGE-67-36-5447	Utilites-Lightning Protection Plan Building 26 Alpha Plant	ELEC-1 (TYP)	Vendor	24-Jun-13	Approval	0	Drawing
6007-PLN-ATP-18-52-R106_R2	Bldg Layout Alpha 101SUB001	ELEC-1 (TYP)	Vendor	26-Jun-13	Approval	R2	Drawing
6007-PLN-ATP-18-52-R107_R2	Bldg Layout Alpha 102SUB001	ELEC-1 (TYP)	Vendor	26-Jun-13	Approval	R2	Drawing
6007-PLN-ATP-18-52-R108_R2	Bldg Layout Alpha 103SUB001	ELEC-1 (TYP)	Vendor	26-Jun-13	Approval	R2	Drawing
6007-PLN-ATP-18-52-R109_R2	Bldg Layout Alpha 104SUB001	ELEC-1 (TYP)	Vendor	26-Jun-13	Approval	R2	Drawing
6007-PLN-ATP-18-52-R206_R2	Bldg Layout Beta 105SUB001	ELEC-1 (TYP)	Vendor	26-Jun-13	Approval	R2	Drawing
6007-PLN-ATP-18-52-R207_R2	Bldg Layout Beta 106SUB001	ELEC-1 (TYP)	Vendor	26-Jun-13	Approval	R2	Drawing
6007-PLN-ATP-18-52-R208_R2	Bldg Layout Beta 107SUB001	ELEC-1 (TYP)	Vendor	26-Jun-13	Approval	R2	Drawing

Compliance No.: GEN-2
Job: Mojave Solar Project
Date: 31 Jan 2012
Description: Electrical Site Drawings List - Alpha

Drawing Number	Drawing Title	Applicable Condition of Certification	Vendor Supplied or EOR	Submittal Date	Reason For Submittal		Type of Document
6007-PLN-ATP-18-52-R209_R2	Bldg Layout Beta 108SUB001	ELEC-1 (TYP)	Vendor	26-Jun-13	Approval	R2	Drawing
6007-PLN-ATP-18-52-R210_R2	Bldg Layout Beta 109SUB001	ELEC-1 (TYP)	Vendor	26-Jun-13	Approval	R2	Drawing
6007-PLN-AGE-57-31-3201_R3	Alpha Bldg 101 Conduit system Plans	ELEC-1 (TYP)	Vendor	26-Jun-13	Approval	R3	Drawing
6007-PLN-AGE-57-31-3202_R3	Alpha Bldg 102 Conduit system Plans	ELEC-1 (TYP)	Vendor	26-Jun-13	Approval	R3	Drawing
6007-PLN-AGE-57-31-3203_R3	Alpha Bldg 103 Conduit system Plans	ELEC-1 (TYP)	Vendor	26-Jun-13	Approval	R3	Drawing
6007-PLN-AGE-57-31-3204_R3	Alpha Bldg 104 Conduit system Plans	ELEC-1 (TYP)	Vendor	26-Jun-13	Approval	R3	Drawing
6007-PLN-AGE-57-31-3301_R2	Alpha Bldg 101 Conduit system Plans Cross Section	ELEC-1 (TYP)	Vendor	26-Jun-13	Approval	R2	Drawing
6007-PLN-AGE-57-31-3302_R2	Alpha Bldg 102 Conduit system Plans Cross Section	ELEC-1 (TYP)	Vendor	26-Jun-13	Approval	R2	Drawing
6007-PLN-AGE-57-31-3303_R2	Alpha Bldg 103 Conduit system Plans Cross Section	ELEC-1 (TYP)	Vendor	26-Jun-13	Approval	R2	Drawing
6007-PLN-AGE-57-31-3304_R2	Alpha Bldg 104 Conduit system Plans Cross Section	ELEC-1 (TYP)	Vendor	26-Jun-13	Approval	R2	Drawing
6007-PLN-AGE-57-31-7205_R3	Beta Bldg 105 Conduit system Plans	ELEC-1 (TYP)	Vendor	26-Jun-13	Approval	R3	Drawing
6007-PLN-AGE-57-31-7206_R3	Beta Bldg 106 Conduit system Plans	ELEC-1 (TYP)	Vendor	26-Jun-13	Approval	R3	Drawing
6007-PLN-AGE-57-31-7207_R3	Beta Bldg 107 Conduit system Plans	ELEC-1 (TYP)	Vendor	26-Jun-13	Approval	R3	Drawing
6007-PLN-AGE-57-31-7208_R3	Beta Bldg 108 Conduit system Plans	ELEC-1 (TYP)	Vendor	26-Jun-13	Approval	R3	Drawing
6007-PLN-AGE-57-31-7209_R3	Beta Bldg 109 Conduit system Plans	ELEC-1 (TYP)	Vendor	26-Jun-13	Approval	R3	Drawing
6007-PLN-AGE-57-31-7305_R2	Beta Bldg 105 Conduit system Plans Cross Section	ELEC-1 (TYP)	Vendor	26-Jun-13	Approval	R2	Drawing
6007-PLN-AGE-57-31-7306_R2	Beta Bldg 106 Conduit system Plans Cross Section	ELEC-1 (TYP)	Vendor	26-Jun-13	Approval	R2	Drawing
6007-PLN-AGE-57-31-7307_R2	Beta Bldg 107 Conduit system Plans Cross Section	ELEC-1 (TYP)	Vendor	26-Jun-13	Approval	R2	Drawing
6007-PLN-AGE-57-31-7308_R2	Beta Bldg 108 Conduit system Plans Cross Section	ELEC-1 (TYP)	Vendor	26-Jun-13	Approval	R2	Drawing
6007-PLN-AGE-57-31-7309_R2	Beta Bldg 109 Conduit system Plans Cross Section	ELEC-1 (TYP)	Vendor	26-Jun-13	Approval	R2	Drawing
6007-PLN-ATP-00-21-O001	Electrical One-lne Diagram Symbols List	ELEC-1 (TYP)	Vendor	28-Jun-13	Approval	3	Drawing
6007-PLN-ATP-00-21-O010	Alpha Site Overall One-line Diagram	ELEC-1 (TYP)	Vendor	28-Jun-13	Approval	14	Drawing
6007-PLN-ATP-00-21-O020	Beta Site Overall One-line Diagram	ELEC-1 (TYP)	Vendor	28-Jun-13	Approval	14	Drawing
6007-PLN-ATP-28-21-O100-1	Alpha Overall One-line Diagram 5KV Distribution System MVSWGR-1 Building #22	ELEC-1 (TYP)	Vendor	28-Jun-13	Approval	12	Drawing
6007-PLN-ATP-28-21-O100-2	Alpha Overall One-line Diagram 5KV Distribution System MVSWGR-1 Building #22	ELEC-1 (TYP)	Vendor	28-Jun-13	Approval	13	Drawing
6007-PLN-ATP-28-21-O101	Alpha Overall One-line Diagram 5KV to 5KV VSD System, MVC-3 Building #27	ELEC-1 (TYP)	Vendor	28-Jun-13	Approval	9	Drawing
6007-PLN-ATP-28-21-O102	Alpha Overall One-line Diagram 5KV Distribution System MVSWGR-4 Building #26	ELEC-1 (TYP)	Vendor	28-Jun-13	Approval	12	Drawing
6007-PLN-ATP-28-21-O200-1	Beta Overall One-line Diagram 5KV Distribution System MVSWGR-2 Building #22	ELEC-1 (TYP)	Vendor	28-Jun-13	Approval	12	Drawing
6007-PLN-ATP-28-21-O200-2	Beta Overall One-line Diagram 5KV Distribution System MVSWGR-2 Building #22	ELEC-1 (TYP)	Vendor	28-Jun-13	Approval	13	Drawing
6007-PLN-ATP-28-21-O201	Beta Overall One-line Diagram 5KV to 5KV VSD System, MVC-13 Building #27	ELEC-1 (TYP)	Vendor	28-Jun-13	Approval	9	Drawing
6007-PLN-ATP-28-21-O202	Beta Overall One-line Diagram 5KV Distribution System MVSWGR-14 Building #26	ELEC-1 (TYP)	Vendor	28-Jun-13	Approval	12	Drawing
6007-PLN-AGE-58-23-0042	Alpha PB Electrical Services for North HTF Underground Crossing Tunnel	ELEC-1 (TYP)	Vendor	28-Jun-13	Approval	Rev2	Drawing
6007-PLN-AGE-58-23-0043	Alpha PB Electrical Services for North HTF Underground Crossing Tunnel	ELEC-1 (TYP)	Vendor	28-Jun-13	Approval	Rev2	Drawing
6007-PLN-AGE-58-40-3010_SH1	Alpha CP North HTF Underground Crossing Lighting	ELEC-1 (TYP)	Vendor	28-Jun-13	Approval	Rev3	Drawing
6007-PLN-AGE-58-40-3010_SH2	Alpha CP North HTF Underground Crossing Lighting	ELEC-1 (TYP)	Vendor	28-Jun-13	Approval	Rev3	Drawing
6007-PLN-AGE-58-40-3011_SH1	Alpha CP North HTF Underground Crossing Details Drawing	ELEC-1 (TYP)	Vendor	28-Jun-13	Approval	Rev2	Drawing
6007-PLN-AGE-58-40-3011_SH2	Alpha CP North HTF Underground Crossing Details Drawing	ELEC-1 (TYP)	Vendor	28-Jun-13	Approval	Rev2	Drawing
6007-PLN-AGE-58-40-3020_SH1	Alpha CP South HTF Underground Crossing Lighting	ELEC-1 (TYP)	Vendor	28-Jun-13	Approval	Rev3	Drawing
6007-PLN-AGE-58-40-3020_SH2	Alpha CP South HTF Underground Crossing Lighting	ELEC-1 (TYP)	Vendor	28-Jun-13	Approval	Rev3	Drawing
6007-PLN-AGE-58-40-3021_SH1	Alpha CP South HTF Underground Crossing Details Drawing	ELEC-1 (TYP)	Vendor	28-Jun-13	Approval	Rev2	Drawing
6007-PLN-AGE-58-40-3021_SH 2	Alpha CP South HTF Underground Crossing Details Drawing	ELEC-1 (TYP)	Vendor	28-Jun-13	Approval	Rev2	Drawing
6007-CAL-AGE-67-52-4300	Calculations report	ELEC-1 (TYP)	Vendor	8-Jul-13	Approval	2	Calculation
6007-PLN-AGE-67-52-4300	Cover sheet	ELEC-1 (TYP)	Vendor	8-Jul-13	Approval	2	Drawing
6007-PLN-AGE-67-52-4320	General notes	ELEC-1 (TYP)	Vendor	8-Jul-13	Approval	1	Drawing
6007-PLN-AGE-67-52-4340	Foundation Plan	ELEC-1 (TYP)	Vendor	8-Jul-13	Approval	3	Drawing
6007-PLN-AGE-67-52-4341	Details	ELEC-1 (TYP)	Vendor	8-Jul-13	Approval	2	Drawing
6007-PLN-AGE-67-52-4342	Coordinates	ELEC-1 (TYP)	Vendor	8-Jul-13	Approval	3	Drawing
6007-CAL-AGE-67-52-8300	Calculations report	ELEC-1 (TYP)	Vendor	8-Jul-13	Approval	2	Calculation
6007-PLN-AGE-67-52-8300	Cover sheet	ELEC-1 (TYP)	Vendor	8-Jul-13	Approval	2	Drawing
6007-PLN-AGE-67-52-8320	General notes	ELEC-1 (TYP)	Vendor	8-Jul-13	Approval	1	Drawing
6007-PLN-AGE-67-52-8340	Foundation Plan	ELEC-1 (TYP)	Vendor	8-Jul-13	Approval	3	Drawing
6007-PLN-AGE-67-52-8341	Details	ELEC-1 (TYP)	Vendor	8-Jul-13	Approval	2	Drawing
6007-PLN-AGE-67-52-8342	Coordinates	ELEC-1 (TYP)	Vendor	8-Jul-13	Approval	2	Drawing
6007-CAL-AGE-00-40-0041	HTF Underground Crossing Tunnel Lightning Calculation	ELEC-1 (TYP)	Vendor	8-Jul-13	Approval	3	Calculation
6007-PLN-AGE-58-23-0042	Alpha Power Block Electrical Services For North HTF Underground Crossing Tunnel	ELEC-1 (TYP)	Vendor	8-Jul-13	Approval	2	Drawing
6007-PLN-AGE-58-23-0043	Alpha Power Block Electrical Services For South HTF Underground Crossing Tunnel	ELEC-1 (TYP)	Vendor	8-Jul-13	Approval	2	Drawing
6007-PLN-AGE-58-40-2010	Alpha Central Plant Ullage Overflow Platform Lightning Layout	ELEC-1 (TYP)	Vendor	8-Jul-13	Approval	5	Drawing
6007-PLN-AGE-58-40-3010_1	Alpha Central Plant North HTF Underground Crossing Lightning	ELEC-1 (TYP)	Vendor	8-Jul-13	Approval	3	Drawing
6007-PLN-AGE-58-40-3010_2	Alpha Central Plant North HTF Underground Crossing Lightning	ELEC-1 (TYP)	Vendor	8-Jul-13	Approval	3	Drawing
6007-PLN-AGE-58-40-3011_1	Alpha Central Plant North HTF Underground Crossing Detail Drawing	ELEC-1 (TYP)	Vendor	8-Jul-13	Approval	2	Drawing
6007-PLN-AGE-58-40-3011_2	Alpha Central Plant North HTF Underground Crossing Detail Drawing	ELEC-1 (TYP)	Vendor	8-Jul-13	Approval	2	Drawing
6007-PLN-AGE-58-40-3020_1	Alpha Central Plant South Underground Crossing Lightning	ELEC-1 (TYP)	Vendor	8-Jul-13	Approval	3	Drawing
6007-PLN-AGE-58-40-3020_2	Alpha Central Plant South Underground Crossing Lightning	ELEC-1 (TYP)	Vendor	8-Jul-13	Approval	3	Drawing
6007-PLN-AGE-58-40-3021_1	Alpha Central Plant South HTF Underground Crossing Detail Drawing	ELEC-1 (TYP)	Vendor	8-Jul-13	Approval	2	Drawing
6007-PLN-AGE-58-40-3021_2	Alpha Central Plant South HTF Underground Crossing Detail Drawing	ELEC-1 (TYP)	Vendor	8-Jul-13	Approval	2	Drawing
6007-PLN-AGE-58-40-6010	Beta Central Plant Ullage Overflow Platform Lightning Layout	ELEC-1 (TYP)	Vendor	8-Jul-13	Approval	5	Drawing
6007-PLN-AGE-67-31-2403	Utilites Area Water Treatment Lightning Layout	ELEC-1 (TYP)	Vendor	8-Jul-13	Approval	6	Drawing
6007-PLN-AGE-67-31-2404	Utilites Area Water Treatment Lightning Layout	ELEC-1 (TYP)	Vendor	8-Jul-13	Approval	5	Drawing
6007-PLN-AGE-67-31-2405	Water Treatment Area Lightning Fixture Schedule	ELEC-1 (TYP)	Vendor	8-Jul-13	Approval	2	Drawing
6007-PLN-AGE-67-31-2406	Utilites Area Water Treatment Lightning Circuit Groups	ELEC-1 (TYP)	Vendor	8-Jul-13	Approval	1	Drawing
6007-PLN-AGE-67-31-2407	Utilites Area Water Treatment Lightning Circuit Groups	ELEC-1 (TYP)	Vendor	8-Jul-13	Approval	2	Drawing
6007-PLN-AGE-67-31-2408	Utilites Area Water Treatment Lightning Layout	ELEC-1 (TYP)	Vendor	8-Jul-13	Approval	0	Drawing
6007-PLN-AGE-67-31-2409	Utilites Area WTP Emergency Lighting Layout	ELEC-1 (TYP)	Vendor	8-Jul-13	Approval	0	Drawing
6007-PLN-AGE-67-31-2412	Utilites Area Water Treatment Lightning Layout	ELEC-1 (TYP)	Vendor	8-Jul-13	Approval	4	Drawing
6007-PLN-AGE-67-31-6804	Utilites Area Water Treatment Lightning Layout-Beta	ELEC-1 (TYP)	Vendor	8-Jul-13	Approval	5	Drawing
6007-PLN-AGE-67-31-6807	Utilites Area Water Treatment Lightning Circuit Groups-Beta	ELEC-1 (TYP)	Vendor	8-Jul-13	Approval	2	Drawing
6007-PLN-AGE-67-31-6808	Utilites Area Water Treatment Lightning Layout-Beta	ELEC-1 (TYP)	Vendor	8-Jul-13	Approval	0	Drawing
6007-PLN-AGE-67-31-6809	Utilites Area WTP Emergency Lighting Layout-Beta	ELEC-1 (TYP)	Vendor	8-Jul-13	Approval	0	Drawing
6007-PLN-AGE-57-33-1004_R7	SF Barrier Fence Grounding Details	ELEC-1 (TYP)	Vendor	8-Jul-13	Approval	R7	Drawing
6007-PLN-AGE-57-33-1005_R6	SF Perimeter and Wind Fence Grounding Details	ELEC-1 (TYP)	Vendor	8-Jul-13	Approval	R6	Drawing
6007-PLN-AGE-57-33-1006_R6	SF Screening Fence Grounding Details	ELEC-1 (TYP)	Vendor	8-Jul-13	Approval	R6	Drawing
6007-PLN-AGE-57-33-2501-1_R3	Fences Grounding Plan Alpha	ELEC-1 (TYP)	Vendor	8-Jul-13	Approval	R3	Drawing
6007-PLN-AGE-57-33-2501-2_R3	Fences Grounding Plan Alpha	ELEC-1 (TYP)	Vendor	8-Jul-13	Approval	R3	Drawing
6007-PLN-AGE-57-33-6501_R3	Fences Grounding Plan Beta	ELEC-1 (TYP)	Vendor	8-Jul-13	Approval	R3	Drawing
6007-PLN-AGE-58-40-3010_Sht 1	ALPHA CENTRAL PLANT NORTH HTF UNDERGROUND CROSSING LIGHTING	ELEC-1 (TYP)	Vendor	12-Jul-13	Approval	3	Drawing
6007-PLN-AGE-58-40-3010_Sht 2	ALPHA CENTRAL PLANT NORTH HTF UNDERGROUND CROSSING LIGHTING	ELEC-1 (TYP)	Vendor	12-Jul-13	Approval	3	Drawing
6007-PLN-AGE-58-40-3011_Sht 1	ALPHA CENTRAL PLANT NORTH HTF UNDERGROUND CROSSING DETAILS DRAWING	ELEC-1 (TYP)	Vendor	12-Jul-13	Approval	2	Drawing
6007-PLN-AGE-58-40-3011_Sht 2	ALPHA CENTRAL PLANT NORTH HTF UNDERGROUND CROSSING DETAILS DRAWING	ELEC-1 (TYP)	Vendor	12-Jul-13	Approval	2	Drawing
6007-PLN-AGE-58-40-3020_Sht 1	ALPHA CENTRAL PLANT SOUTH HTF UNDERGROUND CROSSING LIGHTING	ELEC-1 (TYP)	Vendor	12-Jul-13	Approval	3	Drawing
6007-PLN-AGE-58-40-3020_Sht 2	ALPHA CENTRAL PLANT SOUTH HTF UNDERGROUND CROSSING LIGHTING	ELEC-1 (TYP)	Vendor	12-Jul-13	Approval	3	Drawing
6007-PLN-AGE-58-40-3021_Sht 1	ALPHA CENTRAL PLANT SOUTH HTF UNDERGROUND CROSSING DETAILS DRAWING	ELEC-1 (TYP)	Vendor	12-Jul-13	Approval	2	Drawing
6007-PLN-AGE-58-40-3021_Sht 2	ALPHA CENTRAL PLANT SOUTH HTF UNDERGROUND CROSSING DETAILS DRAWING	ELEC-1 (TYP)	Vendor	12-Jul-13	Approval	2	Drawing
6007-PLN-AGE-58-23-0042	ALPHA POWER BLOCK ELECTRICAL SERVICES FOR NORTH HTF UNDERGROUND CROSSING TUNNEL	ELEC-1 (TYP)	Vendor	12-Jul-13	Approval	2	Drawing
6007-PLN-AGE-58-23-0043	ALPHA POWER BLOCK ELECTRICAL SERVICES FOR SOUTH HTF UNDERGROUND CROSSING TUNNEL	ELEC-1 (TYP)	Vendor	12-Jul-13	Approval	2	Drawing
6007-PLN-AGE-58-40-2010	Alpha Central Plant. Ullage Overflow Platform Lighting Layout	ELEC-1 (TYP)	Vendor	12-Jul-13	Approval	5	Drawing
6007-PLN-AGE-58-40-6010	Beta Central Plant. Ullage Overflow Platform Lighting Layout	ELEC-1 (TYP)	Vendor	12-Jul-13	Approval	5	Drawing
6007-CAL-AGE-43-40-0002	Lighting Calculation for WTP	ELEC-1 (TYP)	Vendor	12-Jul-13	Approval	R3	Calculation
6007-PLN-AGE-67-31-2403	Water Treatment Area Lighting Layout_Alpha Plant	ELEC-1 (TYP)	Vendor	12-Jul-13	Approval	R6	Drawing
6007-PLN-AGE-67-31-2404	Water Treatment Area Lighting Layout_Alpha Plant	ELEC-1 (TYP)	Vendor	12-Jul-13	Approval	R5	Drawing
6007-PLN-AGE-67-31-2405	Water Treatment Area Fixture Schedule	ELEC-1 (TYP)	Vendor	12-Jul-13	Approval	R2	Drawing
6007-PLN-AGE-67-31-2406	Water Treatment Area Lighting Circuit Groups_Alpha Plant	ELEC-1 (TYP)	Vendor	12-Jul-13	Approval	R2	Drawing
6007-PLN-AGE-67-31-2407	Water Treatment Area Lighting Circuit Groups_Alpha Plant	ELEC-1 (TYP)	Vendor	12-Jul-13	Approval	R2	Drawing
6007-PLN-AGE-67-31-2408	Water Treatment Area Lighting Circuit Groups_Alpha Plant	ELEC-1 (TYP)	Vendor	12-Jul-13	Approval	R0	Drawing
6007-PLN-AGE-67-31-2409	Water Treatment Area Lighting Circuit Groups_Alpha Plant	ELEC-1 (TYP)	Vendor	12-Jul-13	Approval	R0	Drawing
6007-PLN-AGE-67-31-2412	Water Treatment Area Lighting Details	ELEC-1 (TYP)	Vendor	12-Jul-13	Approval	R4	Drawing
6007-PLN-AGE-67-31-2413	Water Treatment Area Lighting Layout_Alpha Plant	ELEC-1 (TYP)	Vendor	12-Jul-13	Approval	R0	Drawing
6007-PLN-AGE-67-31-6803	Water Treatment Area Lighting Layout_Beta Plant	ELEC-1 (TYP)	Vendor	12-Jul-13	Approval	R6	Drawing
6007-PLN-AGE-67-31-6804	Water Treatment Area Lighting Layout_Beta Plant	ELEC-1 (TYP)	Vendor	12-Jul-13	Approval	R5	Drawing
6007-PLN-AGE-67-31-6806	Water Treatment Area Lighting Circuit Groups_BetaPlant	ELEC-1 (TYP)	Vendor	12-Jul-13	Approval	R2	Drawing

Compliance No.: GEN-2
Job: Mojave Solar Project
Date: 31 Jan 2012
Description: Electrical Site Drawings List - Alpha

Drawing Number	Drawing Title	Applicable Condition of Certification	Vendor Supplied or EOR	Submittal Date	Reason For Submittal		Type of Document
6007-PLN-AGE-67-31-6807	Water Treatment Area Lighting Circuit Groups_Beta Plant	ELEC-1 (TYP)	Vendor	12-Jul-13	Approval	R2	Drawing
6007-PLN-AGE-67-31-6808	Water Treatment Area Lighting Layout_Beta Plant	ELEC-1 (TYP)	Vendor	12-Jul-13	Approval	R0	Drawing
6007-PLN-AGE-67-31-6809	Water Treatment Area Lighting Circuit Groups_Beta Plant	ELEC-1 (TYP)	Vendor	12-Jul-13	Approval	R0	Drawing
6007-PLN-AGE-67-31-6813	Water Treatment Area Lighting Layout_Beta Plant	ELEC-1 (TYP)	Vendor	12-Jul-13	Approval	R0	Drawing
QA1 ELEC-1-14.01_PC1	Response to BV Letter on Elec-1-14.01	ELEC-1 (TYP)	Vendor	23-Jul-13	Approval		Letter
6007-PLN-ATP-28-21-O100-2_R13	Alpha 5KV One Line MVSWGR 1 Bldg #22	ELEC-1 (TYP)	Vendor	23-Jul-13	Approval	13	Drawing
6007-PLN-ATP-00-21-O012_R1	Alpha Site Overview of LVSWGR-5 Building #22	ELEC-1 (TYP)	Vendor	23-Jul-13	Approval	1	Drawing
6007-PLN-ATP-00-21-O013_R1	Alpha Site Overview of LVSWGR-6 Building #22	ELEC-1 (TYP)	Vendor	23-Jul-13	Approval	1	Drawing
6007-PLN-ATP-00-21-O014_R1	Alpha 480V One Line LVSWGR 13 Bldg #22 Overview	ELEC-1 (TYP)	Vendor	23-Jul-13	Approval	1	Drawing
6007-PLN-ATP-27-21-O160_R10	Alpha 480V One Line LVSWGR 5 Bldg #22	ELEC-1 (TYP)	Vendor	23-Jul-13	Approval	10	Drawing
6007-PLN-ATP-27-21-O181_R6	Alpha 480V Single-Line LVSWGR-6 Building #22	ELEC-1 (TYP)	Vendor	23-Jul-13	Approval	6	Drawing
6007-PLN-ATP-27-21-O190-1_R7	Alpha 480V One Line LVSWGR 13 Bldg #22	ELEC-1 (TYP)	Vendor	23-Jul-13	Approval	7	Drawing
6007-PLN-ATP-27-21-O190-2_R7	Alpha 480V One Line LVSWGR 13 Bldg #22	ELEC-1 (TYP)	Vendor	23-Jul-13	Approval	7	Drawing
6007-PLN-ATP-27-21-O190-3_R5	Alpha 480V One Line LVSWGR 13 Bldg #22	ELEC-1 (TYP)	Vendor	23-Jul-13	Approval	5	Drawing
6007-PLN-ATP-27-21-O190-4_R5	Alpha 480V One Line LVSWGR 13 Bldg #22	ELEC-1 (TYP)	Vendor	23-Jul-13	Approval	5	Drawing
6007-PLN-ATP-27-21-O305_R9	Alpha 480V Single-Line MCC-51 Building #22	ELEC-1 (TYP)	Vendor	23-Jul-13	Approval	9	Drawing
6007-PLN-ATP-27-21-O335_R8	Alpha 480V Single-Line MCC-62 Building #22	ELEC-1 (TYP)	Vendor	23-Jul-13	Approval	8	Drawing
6007-PLN-ATP-27-23-P351-1_R5	Alpha Electrical Panel PP 1308 & PP 130806 Bldg #22	ELEC-1 (TYP)	Vendor	23-Jul-13	Approval	5	Drawing
6007-PLN-ATP-27-23-P351-2_R2	Alpha Electrical Panel PP 1308 & PP 130806 Bldg #22	ELEC-1 (TYP)	Vendor	23-Jul-13	Approval	2	Drawing
6007-PLN-ATP-27-23-P505_R9	Alpha Electrical Panel PP-52 & PP-5211 Building #22	ELEC-1 (TYP)	Vendor	23-Jul-13	Approval	9	Drawing
6007-PLN-ATP-27-23-P510_R8	Alpha Electrical Panel PP-53 Building #22	ELEC-1 (TYP)	Vendor	23-Jul-13	Approval	8	Drawing
6007-PLN-ATP-27-23-P511_R8	Alpha Electrical Panel PP-5304 Building #22	ELEC-1 (TYP)	Vendor	23-Jul-13	Approval	8	Drawing
6007-PLN-ATP-27-23-P512-1_R5	Alpha Electrical Lighting Panel LP-5305 Building #22	ELEC-1 (TYP)	Vendor	23-Jul-13	Approval	5	Drawing
6007-PLN-ATP-27-23-P512-2_R4	Alpha Electrical Lighting Panel LP-5305 Building #22	ELEC-1 (TYP)	Vendor	23-Jul-13	Approval	4	Drawing
6007-PLN-ATP-27-23-P530-1_R6	Alpha Electrical UPS Panel UPSP 1312 Bldg #22	ELEC-1 (TYP)	Vendor	23-Jul-13	Approval	6	Drawing
6007-PLN-ATP-27-23-P530-2_R4	Alpha Electrical UPS Panel UPSP 1312 Bldg #22	ELEC-1 (TYP)	Vendor	23-Jul-13	Approval	4	Drawing
6007-PLN-ATP-27-23-P570_R3	Alpha One-Line Diagram DCP-362030110 Building #22	ELEC-1 (TYP)	Vendor	23-Jul-13	Approval	3	Drawing
6007-PLN-ATP-28-21-O200-2_R13	Beta One Line 5KV MVSWGR 2 Bldg #22	ELEC-1 (TYP)	Vendor	23-Jul-13	Approval	13	Drawing
6007-PLN-ATP-00-21-O022_R1	Beta 480V One Line LVSWGR 15 Bldg #22 Overview	ELEC-1 (TYP)	Vendor	23-Jul-13	Approval	1	Drawing
6007-PLN-ATP-00-21-O023_R1	Beta Site Overview Of LVSWGR-16 Building #22	ELEC-1 (TYP)	Vendor	23-Jul-13	Approval	1	Drawing
6007-PLN-ATP-00-21-O024_R1	Beta 480V One Line LVSWGR 113 Bldg #22 Overview	ELEC-1 (TYP)	Vendor	23-Jul-13	Approval	1	Drawing
6007-PLN-ATP-27-21-O260_R11	Beta 480V One Line LVSWGR 15 Bldg #22	ELEC-1 (TYP)	Vendor	23-Jul-13	Approval	11	Drawing
6007-PLN-ATP-27-21-O281_R6	Beta 480V Single-Line LVSWGR-16 Building #22	ELEC-1 (TYP)	Vendor	23-Jul-13	Approval	6	Drawing
6007-PLN-ATP-27-21-O290-1_R7	Beta 480V One Line LVSWGR 113 Bldg #22	ELEC-1 (TYP)	Vendor	23-Jul-13	Approval	7	Drawing
6007-PLN-ATP-27-21-O290-2_R7	Beta 480V One Line LVSWGR 113 Bldg #22	ELEC-1 (TYP)	Vendor	23-Jul-13	Approval	7	Drawing
6007-PLN-ATP-27-21-O290-3_R5	Beta 480V One Line LVSWGR 113 Bldg #22	ELEC-1 (TYP)	Vendor	23-Jul-13	Approval	5	Drawing
6007-PLN-ATP-27-21-O290-4_R5	Beta 480V One Line LVSWGR 113 Bldg #22	ELEC-1 (TYP)	Vendor	23-Jul-13	Approval	5	Drawing
6007-PLN-ATP-27-21-O405_R9	Beta 480V One Line MCC 151 Bldg #22	ELEC-1 (TYP)	Vendor	23-Jul-13	Approval	9	Drawing
6007-PLN-ATP-27-21-O435_R8	Beta 480V Single-Line MCC-162 Building #22	ELEC-1 (TYP)	Vendor	23-Jul-13	Approval	8	Drawing
6007-PLN-ATP-27-23-P451-1_R5	Beta Electrical Panel PP 11308 & PP 1130806 Bldg #22	ELEC-1 (TYP)	Vendor	23-Jul-13	Approval	5	Drawing
6007-PLN-ATP-27-23-P451-2_R2	Beta Electrical Panel PP 11308 & PP 1130806 Bldg #22	ELEC-1 (TYP)	Vendor	23-Jul-13	Approval	2	Drawing
6007-PLN-ATP-27-23-P605_R9	Beta Electrical panel PP 152 Bldg #22	ELEC-1 (TYP)	Vendor	23-Jul-13	Approval	9	Drawing
6007-PLN-ATP-27-23-P610_R8	Beta Electrical panel PP 153 Bldg #22	ELEC-1 (TYP)	Vendor	23-Jul-13	Approval	8	Drawing
6007-PLN-ATP-27-23-P611_R8	Beta Electrical panel PP 15307 Bldg #22	ELEC-1 (TYP)	Vendor	23-Jul-13	Approval	8	Drawing
6007-PLN-ATP-27-23-P612-1_R5	Beta Electrical Lighting Panel LP 5305 Bldg #22	ELEC-1 (TYP)	Vendor	23-Jul-13	Approval	5	Drawing
6007-PLN-ATP-27-23-P612-2_R4	Beta Electrical Lighting Panel LP 5305 Bldg #22	ELEC-1 (TYP)	Vendor	23-Jul-13	Approval	4	Drawing
6007-PLN-ATP-27-23-P630-1_R6	Beta Electrical Panel UPSP 11312 Bldg #22	ELEC-1 (TYP)	Vendor	23-Jul-13	Approval	6	Drawing
6007-PLN-ATP-27-23-P630-2_R4	Beta Electrical Panel UPSP 11312 Bldg #22	ELEC-1 (TYP)	Vendor	23-Jul-13	Approval	4	Drawing
6007-PLN-ATP-27-23-P670_R3	Beta Electrical Panel DCP1362030110 Bldg #22	ELEC-1 (TYP)	Vendor	23-Jul-13	Approval	3	Drawing
6007-PLN-AGE-00-21-O015_R0	Alpha Site Overview Of LVSWGR-36 Building #27	ELEC-1 (TYP)	Vendor	23-Jul-13	Approval	0	Drawing
6007-PLN-ATP-27-21-O175_R11	Alpha 480V Single-Line LVSWGR-36 Building #27	ELEC-1 (TYP)	Vendor	23-Jul-13	Approval	11	Drawing
6007-PLN-AGE-27-21-O355_R6	Alpha 480V Single-Line MCC 1303 Bldg #27	ELEC-1 (TYP)	Vendor	23-Jul-13	Approval	6	Drawing
6007-PLN-AGE-27-21-O551_R4	Alpha One Line MCC Bldg #27	ELEC-1 (TYP)	Vendor	23-Jul-13	Approval	4	Drawing
6007-PLN-AGE-27-21-P553_R4	Alpha Electrical panel PP 1301 Bldg #27	ELEC-1 (TYP)	Vendor	23-Jul-13	Approval	4	Drawing
6007-PLN-AGE-27-21-P555_R5	Alpha One-Line Diagram DCP-3620301 Building #27	ELEC-1 (TYP)	Vendor	23-Jul-13	Approval	5	Drawing
6007-PLN-AGE-27-21-P556_R1	Alpha Receptacle Panel RP-36206 Electrical Room 27	ELEC-1 (TYP)	Vendor	23-Jul-13	Approval	1	Drawing
6007-PLN-AGE-27-23-P550-1_R9	Alpha One-Line UPS-36203, Bldg #27	ELEC-1 (TYP)	Vendor	23-Jul-13	Approval	9	Drawing
6007-PLN-AGE-27-23-P550-2_R8	Alpha One-Line UPS-36203, Bldg #27	ELEC-1 (TYP)	Vendor	23-Jul-13	Approval	8	Drawing
6007-PLN-AGE-43-20-0009-1_R6	Outdoor Lighting Panel Single Line Diagram, Alpha Plant, LP-36209	ELEC-1 (TYP)	Vendor	23-Jul-13	Approval	6	Drawing
6007-PLN-AGE-43-20-0009-2_R6	Outdoor Lighting Panel Single Line Diagram, Alpha Plant, LP-36209	ELEC-1 (TYP)	Vendor	23-Jul-13	Approval	6	Drawing
6007-PLN-ATP-27-21-P528_R2	Alpha Electrical Panel PP-36212 Building #27	ELEC-1 (TYP)	Vendor	23-Jul-13	Approval	2	Drawing
6007-PLN-ATP-27-23-P535_R11	Alpha Electrical panel PP-362 Bldg #27	ELEC-1 (TYP)	Vendor	23-Jul-13	Approval	11	Drawing
6007-PLN-ATP-27-23-P536_R10	Alpha Electrical Panel PP-36205 Building #27	ELEC-1 (TYP)	Vendor	23-Jul-13	Approval	10	Drawing
6007-PLN-AGE-00-21-O025_R0	Beta 480V One-Line LVSWG-136, Bldg #27 Overview	ELEC-1 (TYP)	Vendor	23-Jul-13	Approval	0	Drawing
6007-PLN-ATP-27-21-O275_R10	Beta 480V One-Line LVSWGR-136, Bldg #27	ELEC-1 (TYP)	Vendor	23-Jul-13	Approval	10	Drawing
6007-PLN-AGE-27-21-O455_R6	Beta 480V Single-Line MCC 11303 Bldg #27	ELEC-1 (TYP)	Vendor	23-Jul-13	Approval	6	Drawing
6007-PLN-AGE-27-21-O651_R4	Beta One Line MCC Bldg #27	ELEC-1 (TYP)	Vendor	23-Jul-13	Approval	4	Drawing
6007-PLN-AGE-27-21-P653_R4	Beta Electrical panel PP 11301 Bldg #27	ELEC-1 (TYP)	Vendor	23-Jul-13	Approval	4	Drawing
6007-PLN-AGE-27-21-P655_R4	Beta Electrical panel DCP-1362301 Bldg #27	ELEC-1 (TYP)	Vendor	23-Jul-13	Approval	4	Drawing
6007-PLN-AGE-27-21-P656_R1	Beta Panel RP 136206 Bldg #27	ELEC-1 (TYP)	Vendor	23-Jul-13	Approval	1	Drawing
6007-PLN-AGE-27-23-P650-1_R8	Beta One Line UPSP-11310 Bldg #27	ELEC-1 (TYP)	Vendor	23-Jul-13	Approval	8	Drawing
6007-PLN-AGE-27-23-P650-2_R8	Beta One Line UPSP-11310 Bldg #27	ELEC-1 (TYP)	Vendor	23-Jul-13	Approval	8	Drawing
6007-PLN-AGE-43-20-0017-1_R6	Outdoor Lighting Panel Single Line Diagram, Beta Plant, LP-136209	ELEC-1 (TYP)	Vendor	23-Jul-13	Approval	6	Drawing
6007-PLN-AGE-43-20-0017-2_R6	Outdoor Lighting Panel Single Line Diagram, Beta Plant, LP-136209	ELEC-1 (TYP)	Vendor	23-Jul-13	Approval	6	Drawing
6007-PLN-ATP-27-21-P628_R2	Beta Panel PP 136212 Bldg #27	ELEC-1 (TYP)	Vendor	23-Jul-13	Approval	2	Drawing
6007-PLN-ATP-27-23-P635_R10	Beta Electrical Panel PP 1362, Bldg #27	ELEC-1 (TYP)	Vendor	23-Jul-13	Approval	10	Drawing
6007-PLN-ATP-27-23-P636_R9	Beta Panel PP 136208, Bldg #27	ELEC-1 (TYP)	Vendor	23-Jul-13	Approval	9	Drawing
6007-PLN-ATP-00-21-O011_R0	Alpha Site Overview Of LVSWGR-401 Building #26	ELEC-1 (TYP)	Vendor	23-Jul-13	Approval	0	Drawing
6007-PLN-ATP-27-21-O170_R12	Alpha 480V One Line LVSWGR 401 Bldg #26	ELEC-1 (TYP)	Vendor	23-Jul-13	Approval	12	Drawing
6007-PLN-ATP-27-21-O325_R10	Alpha Site 480V Single-Line MCC-4011 Building #26	ELEC-1 (TYP)	Vendor	23-Jul-13	Approval	10	Drawing
6007-PLN-ATP-27-21-O340_R9	Alpha Site 480V Single-Line MCC-4012 Building #26	ELEC-1 (TYP)	Vendor	23-Jul-13	Approval	9	Drawing
6007-PLN-ATP-27-23-P525-1_R10	Alpha Electrical Panel PP-4013 & PP-40136 Building #26	ELEC-1 (TYP)	Vendor	23-Jul-13	Approval	10	Drawing
6007-PLN-ATP-27-23-P525-2_R3	Alpha Electrical Panel PP-4013 & PP-40136 Building #26	ELEC-1 (TYP)	Vendor	23-Jul-13	Approval	3	Drawing
6007-PLN-ATP-27-23-P525-3_R4	Alpha Electrical Panel PP-4013 & PP-40136 Building #26	ELEC-1 (TYP)	Vendor	23-Jul-13	Approval	4	Drawing
6007-PLN-ATP-27-23-P527_R4	Alpha Electrical Lighting Panel LP-401301 Building #26	ELEC-1 (TYP)	Vendor	23-Jul-13	Approval	4	Drawing
6007-PLN-ATP-27-23-P575_R2	Alpha Electrical Panel PP 13101220 Bldg #26	ELEC-1 (TYP)	Vendor	23-Jul-13	Approval	2	Drawing
6007-PLN-ATP-00-21-O021_R0	Beta Site Overview Of LVSWGR-1401 Building #26	ELEC-1 (TYP)	Vendor	23-Jul-13	Approval	0	Drawing
6007-PLN-ATP-27-21-O270_R12	Beta 480 V One Line LVSWGR 1401 Bldg #26	ELEC-1 (TYP)	Vendor	23-Jul-13	Approval	12	Drawing
6007-PLN-ATP-27-21-O425_R10	Beta 480V Single-Line MCC-14011 Building #26	ELEC-1 (TYP)	Vendor	23-Jul-13	Approval	10	Drawing
6007-PLN-ATP-27-21-O440_R9	Beta 480V Single-Line MCC-14012 Building #26	ELEC-1 (TYP)	Vendor	23-Jul-13	Approval	9	Drawing
6007-PLN-ATP-27-23-P625-1_R9	Beta Electrical Panel PP-14013 & PP-140136 Building #26	ELEC-1 (TYP)	Vendor	23-Jul-13	Approval	9	Drawing
6007-PLN-ATP-27-23-P625-2_R3	Beta Electrical Panel PP-14013 & PP-1401316 Building #26	ELEC-1 (TYP)	Vendor	23-Jul-13	Approval	3	Drawing
6007-PLN-ATP-27-23-P625-3_R4	Beta Electrical Panel PP-14013 & PP-1401316 Building #26	ELEC-1 (TYP)	Vendor	23-Jul-13	Approval	4	Drawing
6007-PLN-ATP-27-23-P627_R4	Beta Electrical Lighting Panel LP-1401301 Building #26	ELEC-1 (TYP)	Vendor	23-Jul-13	Approval	4	Drawing
6007-PLN-ATP-27-23-P675_R2	Beta Electrical Panel PP 113101220 Bldg #26	ELEC-1 (TYP)	Vendor	23-Jul-13	Approval	2	Drawing
6007-PLN-ATP-27-23-P506-1_R4	Alpha Water Treatment Panel PP-5201	ELEC-1 (TYP)	Vendor	23-Jul-13	Approval	4	Drawing
6007-PLN-ATP-27-23-P506-2_R5	Alpha Water Treatment Panel PP-5201	ELEC-1 (TYP)	Vendor	23-Jul-13	Approval	5	Drawing
6007-PLN-ATP-27-23-P507_R4	Alpha Water Treatment Panel PP-5202	ELEC-1 (TYP)	Vendor	23-Jul-13	Approval	4	Drawing
6007-PLN-ATP-27-23-P606-1_R5	Beta Water Treatment Panel PP-15201	ELEC-1 (TYP)	Vendor	23-Jul-13	Approval	5	Drawing
6007-PLN-ATP-27-23-P606-2_R5	Beta Water Treatment Panel PP-15201	ELEC-1 (TYP)	Vendor	23-Jul-13	Approval	5	Drawing
6007-PLN-ATP-27-23-P607_R4	Beta Water Treatment Panel PP-15202	ELEC-1 (TYP)	Vendor	23-Jul-13	Approval	4	Drawing
6007-PLN-ATP-27-21-O181_R8	Alpha 480V Single-Line LVSWGR-6 Building #22	ELEC-1 (TYP)	Vendor	25-Jul-13	Approval	8	Drawing
6007-PLN-ATP-27-23-P505_R10	Alpha Electrical Panel PP-52 & PP-5211 Building #22	ELEC-1 (TYP)	Vendor	25-Jul-13	Approval	10	Drawing
6007-PLN-ATP-27-21-O281_R8	Beta 480V Single-Line LVSWGR-16 Building #22	ELEC-1 (TYP)	Vendor	25-Jul-13	Approval	8	Drawing
6007-PLN-ATP-27-23-P605_R10	Beta Electrical panel PP 152 Bldg #22	ELEC-1 (TYP)	Vendor	25-Jul-13	Approval	10	Drawing
6007-PLN-ATP-27-21-O175_R12	Alpha 480V Single-Line LVSWGR-36 Building #27	ELEC-1 (TYP)	Vendor	25-Jul-13	Approval	12	Drawing
6007-PLN-AGE-27-21-P555_R6	Alpha One-Line Diagram DCP-3620301 Building #27	ELEC-1 (TYP)	Vendor	25-Jul-13	Approval	6	Drawing
6007-PLN-AGE-27-23-P550-1_R10	Alpha One-Line UPS-36203, Bldg #27	ELEC-1 (TYP)	Vendor	25-Jul-13	Approval	10	Drawing
6007-PLN-AGE-27-23-P550-2_R9	Alpha One-Line UPS-36203, Bldg #27	ELEC-1 (TYP)	Vendor	25-Jul-13	Approval	9	Drawing

Compliance No.: GEN-2
Job: Mojave Solar Project
Date: 31 Jan 2012
Description: Electrical Site Drawings List - Alpha

Drawing Number	Drawing Title	Applicable Condition of Certification	Vendor Supplied or EOR	Submittal Date	Reason For Submittal		Type of Document
6007-PLN-ATP-27-21-O275_R11	Beta 480V One-Line LVSWGR-136, Bldg #27	ELEC-1 (TYP)	Vendor	25-Jul-13	Approval	11	Drawing
6007-PLN-AGE-27-21-P655_R5	Beta Electrical panel DCP-1362301 Bldg #27	ELEC-1 (TYP)	Vendor	25-Jul-13	Approval	5	Drawing
6007-PLN-AGE-27-23-P650-1_R9	Beta One Line UPSP-11310 Bldg #27	ELEC-1 (TYP)	Vendor	25-Jul-13	Approval	9	Drawing
6007-PLN-AGE-27-23-P650-2_R9	Beta One Line UPSP-11310 Bldg #27	ELEC-1 (TYP)	Vendor	25-Jul-13	Approval	9	Drawing
6007-PLN-ATP-27-21-O340_R10	Alpha Site 480V Single-Line MCC-4012 Building #26	ELEC-1 (TYP)	Vendor	25-Jul-13	Approval	10	Drawing
6007-PLN-ATP-27-21-O440_R10	Beta 480V Single-Line MCC-14012 Building #26	ELEC-1 (TYP)	Vendor	25-Jul-13	Approval	10	Drawing
6007-PLN-ATP-27-23-P506-1_R9	Alpha Water Treatment Panel PP-5201	ELEC-1 (TYP)	Vendor	25-Jul-13	Approval	9	Drawing
6007-PLN-ATP-27-23-P506-2_R6	Alpha Water Treatment Panel PP-5201	ELEC-1 (TYP)	Vendor	25-Jul-13	Approval	6	Drawing
6007-PLN-ATP-27-23-P507-1_R8	Alpha Electrical Panel PP-5202 Water Treatment Area	ELEC-1 (TYP)	Vendor	25-Jul-13	Approval	8	Drawing
6007-PLN-ATP-27-23-P507-2_R1	Alpha Electrical Panel PP-5202 Water Treatment Area	ELEC-1 (TYP)	Vendor	25-Jul-13	Approval	1	Drawing
6007-PLN-ATP-27-23-P606-1_R10	Beta Water Treatment Panel PP-15201	ELEC-1 (TYP)	Vendor	25-Jul-13	Approval	10	Drawing
6007-PLN-ATP-27-23-P606-2_R7	Beta Water Treatment Panel PP-15201	ELEC-1 (TYP)	Vendor	25-Jul-13	Approval	7	Drawing
6007-PLN-ATP-27-23-P607-1_R8	Beta Water Treatment Panel PP-15202	ELEC-1 (TYP)	Vendor	25-Jul-13	Approval	8	Drawing
6007-PLN-ATP-27-23-P607-2_R1	Beta Water Treatment Panel PP-15202	ELEC-1 (TYP)	Vendor	25-Jul-13	Approval	1	Drawing
6007-PLN-AGE-57-33-2201_R3	Alpha SF 101 Bldg Grounding Plan Substation 101 Sub 001 Grounding Plan	ELEC-1 (TYP)	Vendor	26-Jul-13	Approval	3	Drawing
6007-PLN-AGE-57-33-2202_R3	Alpha SF 102 Bldg Grounding Plan Substation 102 Sub 001 Grounding Plan	ELEC-1 (TYP)	Vendor	26-Jul-13	Approval	3	Drawing
6007-PLN-AGE-57-33-2203_R3	Alpha SF 103 Bldg Grounding Plan Substation 103 Sub 001 Grounding Plan	ELEC-1 (TYP)	Vendor	26-Jul-13	Approval	3	Drawing
6007-PLN-AGE-57-33-2204_R3	Alpha SF 104 Bldg Grounding Plan Substation 104 Sub 001 Grounding Plan	ELEC-1 (TYP)	Vendor	26-Jul-13	Approval	3	Drawing
6007-PLN-AGE-57-33-6205_R3	Alpha SF 105 Bldg Grounding Plan Substation 105 Sub 001 Grounding Plan	ELEC-1 (TYP)	Vendor	26-Jul-13	Approval	3	Drawing
6007-PLN-AGE-57-33-6206_R3	Alpha SF 106 Bldg Grounding Plan Substation 106 Sub 001 Grounding Plan	ELEC-1 (TYP)	Vendor	26-Jul-13	Approval	3	Drawing
6007-PLN-AGE-57-33-6207_R3	Alpha SF 107 Bldg Grounding Plan Substation 107 Sub 001 Grounding Plan	ELEC-1 (TYP)	Vendor	26-Jul-13	Approval	3	Drawing
6007-PLN-AGE-57-33-6208_R3	Alpha SF 108 Bldg Grounding Plan Substation 108 Sub 001 Grounding Plan	ELEC-1 (TYP)	Vendor	26-Jul-13	Approval	3	Drawing
6007-PLN-AGE-57-33-6209_R3	Alpha SF 109 Bldg Grounding Plan Substation 109 Sub 001 Grounding Plan	ELEC-1 (TYP)	Vendor	26-Jul-13	Approval	3	Drawing
ELEC-1-24.00_PC1	Solar Fi eld Building layouts and Ductbanks Plans	ELEC-1 (TYP)	Vendor	26-Jul-13	Approval	PC1	Letter
6007-ESP-AGE-57-38-0001_R1	Specification For Electrical Room in Solar Field	ELEC-1 (TYP)	Vendor	26-Jul-13	Approval	1	Spec
6007-PLN-AGE-67-31-2410	Utilities Area WTA Emergency Lighting Layout (Outdoor) Alpha Plant	ELEC-1 (TYP)	Vendor	29-Jul-13	Approval	0	Drawing
6007-PLN-AGE-67-31-2414	Utilities Area WTA Emergency Lighting Circuit Groups Alpha Plant	ELEC-1 (TYP)	Vendor	29-Jul-13	Approval	0	Drawing
6007-PLN-AGE-67-31-6810	Utilites Area WTA Emergency Lighting Layout (Outdoor) Beta Plant	ELEC-1 (TYP)	Vendor	29-Jul-13	Approval	0	Drawing
6007-PLN-AGE-67-31-6814	Utilities Area WTA Emergency Lighting Circuit Groups Beta Plant	ELEC-1 (TYP)	Vendor	29-Jul-13	Approval	0	Drawing
6007-PLN-AGE-00-31-0090	Beta Plant Underground Ductbank Profiles Power Block & Utilites Area	ELEC-1 (TYP)	Vendor	29-Jul-13	Approval	2	Drawing
6007-PLN-AGE-00-31-0091	Alpha Plant Underground Ductbank Profiles Power Block & Utilites Area	ELEC-1 (TYP)	Vendor	29-Jul-13	Approval	2	Drawing
6007-PLN-AGE-00-31-0092	Alpha Plant Underground Ductbank Profiles Power Block & Utilites Area	ELEC-1 (TYP)	Vendor	29-Jul-13	Approval	2	Drawing
6007-PLN-AGE-00-31-0095	Beta Plant Manholes Details. MH-B5 Power Block & Utilites	ELEC-1 (TYP)	Vendor	29-Jul-13	Approval	2	Drawing

ABENER TEYMA MOJAVE - Beta Site Drawing List

6007-ESP-ATP-XX-XX-Z-XXXX

Compliance No.: GEN-2
Job: Mojave Solar Project
Date: 31 Jan 2012
Description: Electrical Site Drawings List - Beta

Drawing Number	Drawing Title	Applicable Condition of Certification	Vendor Supplied or EOR	Submittal Date	Reason For Submittal
6007-PLN-ATP- 00-21-O001	Electrical One-Line Diagram Symbol List	ELEC-1 (TYP)	Vendor	29-Nov-11	Approval
6007-PLN-ATP- 00-21-O020	Overall One-Line Diagram-Beta Site	ELEC-1 (TYP)	Vendor	23-Sep-11	Approval
6007-PLN-ATP- 18-52-R201	Electrical Layout Building #22 Main Electrical Station-Beta Site	ELEC-1 (TYP)	Vendor	9-Sep-11	Approval
6007-PLN-ATP- 18-52-R202	Electrical Layout Building #27 HTF Station-Beta Site	ELEC-1 (TYP)	Vendor	9-Sep-11	Approval
6007-PLN-ATP- 18-52-R203	Electrical Layout Building #26 Cooling Water Station-Beta Site	ELEC-1 (TYP)	Vendor	9-Sep-11	Approval
6007-PLN-ATP- 18-52-R204	Electrical Layout Building #13 STG2 Station-Beta Site	ELEC-1 (TYP)	Vendor	18-Nov-11	Approval
6007-PLN-ATP- 18-52-R206	Building Layout 105 SUB 001 Solar Field Station-Beta Site	ELEC-1 (TYP)	Vendor	9-Sep-11	Approval
6007-PLN-ATP- 18-52-R207	Building Layout 106 SUB 001 Solar Field Station-Beta Site	ELEC-1 (TYP)	Vendor	9-Sep-11	Approval
6007-PLN-ATP- 18-52-R208	Building Layout 107 SUB 001 Solar Field Station-Beta Site	ELEC-1 (TYP)	Vendor	9-Sep-11	Approval
6007-PLN-ATP- 18-52-R209	Building Layout 108 SUB 001 Solar Field Station-Beta Site	ELEC-1 (TYP)	Vendor	9-Sep-11	Approval
6007-PLN-ATP- 18-52-R210	Building Layout 109 SUB 001 Solar Field Station 1-Beta Site	ELEC-1 (TYP)	Vendor	9-Sep-11	Approval
6007-PLN-ATP- 23-21-O106	General One-Line Diagram 230kV Substation-Beta Site	ELEC-1 (TYP)	Vendor	1-Dec-11	Approval
6007-PLN-ATP- 23-21-O107	General one-Line Diagram 230kV Substation Utility Interconnection-Alpha/Beta Site	ELEC-1 (TYP)	Vendor		Approval
6007-PLN-ATP- 23-21-O205	General One-Line Diagram 230kV Substation-Beta Site	ELEC-1 (TYP)	Vendor	23-Sep-11	Approval
6007-PLN-ATP- 23-21-O208	Metering And Relaying One-Line Key Plan-Beta Site	ELEC-1 (TYP)	Vendor	6-Jul-11	Approval
6007-PLN-ATP- 23-21-O209	Metering And Relaying One-Line Diagram STG2-Beta Site	ELEC-1 (TYP)	Vendor	6-Jul-11	Approval
6007-PLN-ATP- 23-21-O210	Metering And Relaying One-Line Diagram APT2-Beta Site	ELEC-1 (TYP)	Vendor	6-Jul-11	Approval
6007-PLN-ATP- 23-21-O213	Metering And Relaying One-Line 230 KV Transmission Line-Beta Site	ELEC-1 (TYP)	Vendor	6-Jul-11	Approval
6007-PLN-ATP- 23-21-O214	Metering And Relaying Substation Trip/Close Control Logic One-Line-Beta Site	ELEC-1 (TYP)	Vendor	6-Jul-11	Approval
6007-PLN-ATP- 23-22-B206	DC Schematic STG2 Protection-Beta Site	ELEC-1 (TYP)	Vendor	6-Jul-11	Approval
6007-PLN-ATP- 23-22-B208	DC Schematic STG2 Unit Protection-Beta Site	ELEC-1 (TYP)	Vendor	6-Jul-11	Approval
6007-PLN-ATP- 23-22-B209	DC Schematic Excitation Protection STG2-Beta Site	ELEC-1 (TYP)	Vendor	6-Jul-11	Approval
6007-PLN-ATP- 23-22-B210	DC Schematic Aux Power Transformer & Transmission Line Protection-Beta Site	ELEC-1 (TYP)	Vendor	6-Jul-11	Approval
6007-PLN-ATP- 23-22-B216	AC Schematic Syncronization Bus STG2-Beta Site	ELEC-1 (TYP)	Vendor	6-Jul-11	Approval
6007-PLN-ATP- 23-22-B217	DC Schematic Syncronization Bus STG2-Beta Site	ELEC-1 (TYP)	Vendor	6-Jul-11	Approval
6007-PLN-ATP- 23-38-R200	230 KV Substation Layout Plan View-Beta Site	ELEC-1 (TYP)	Vendor	18-Nov-11	Approval
6007-PLN-ATP- 26-01-R101	230KV Transmission Line Layout-Beta Site	ELEC-1 (TYP)	Vendor	24-Mar-11	Approval
6007-PLN-ATP- 26-38-R105	230 KV Substation Layout Alpha/Beta Site	ELEC-1 (TYP)	Vendor	1-Dec-11	Approval
6007-PLN-ATP- 27-21-O260	480V Single Line LVSWGR-151 Building #13-Beta Site	ELEC-1 (TYP)	Vendor	23-Sep-11	Approval
6007-PLN-ATP- 27-21-O265	480V Single Line LVSWGR-153 Building #10-Beta Site	ELEC-1 (TYP)	Vendor	23-Sep-11	Approval
6007-PLN-ATP- 27-21-O270	480V Single-Line LVSWGR-154 Building #26-Beta Site	ELEC-1 (TYP)	Vendor	7-Dec-11	Approval
6007-PLN-ATP- 27-21-O275	480V Single-Line LVSWGR-136 Building #27-Beta Site	ELEC-1 (TYP)	Vendor	18-Nov-11	Approval
6007-PLN-ATP- 27-21-O405	480V Single-Line MCC-1511 Building #13-Beta Site	ELEC-1 (TYP)	Vendor	23-Sep-11	Approval
6007-PLN-ATP- 27-21-O425	480V Single-Line MCC-1541 Building #26- Beta Site	ELEC-1 (TYP)	Vendor	23-Sep-11	Approval
6007-PLN-ATP- 27-21-O435	480V Single-Line MCC-1361 WWT Electrical Building #27-Beta Site	ELEC-1 (TYP)	Vendor	23-Sep-11	Approval
6007-PLN-ATP- 27-23-P605	Electrical Panel PP-1512 Building #22-Beta Site	ELEC-1 (TYP)	Vendor	3-Oct-11	Approval
6007-PLN-ATP- 27-23-P606	Electrical Panel PP-151206 Building #22-Beta Site	ELEC-1 (TYP)	Vendor	3-Oct-11	Approval
6007-PLN-ATP- 27-23-P610	Electrical Panel PP-1513 Building #13-Beta Site	ELEC-1 (TYP)	Vendor	3-Oct-11	Approval
6007-PLN-ATP- 27-23-P611	Electrical Panel PP-151306 Building #13-Beta Site	ELEC-1 (TYP)	Vendor	3-Oct-11	Approval
6007-PLN-ATP- 27-23-P615	Electrical Panel PP-1531 Building #10-Beta Site	ELEC-1 (TYP)	Vendor	7-Dec-11	Approval
6007-PLN-ATP- 27-23-P620	Electrical Panel PP-1532 Building #10-Beta Site	ELEC-1 (TYP)	Vendor	3-Oct-11	Approval
6007-PLN-ATP- 27-23-P625	Electrical Panel PP-1543 Building #26-Beta Site	ELEC-1 (TYP)	Vendor	7-Dec-11	Approval
6007-PLN-ATP- 27-23-P626	Electrical Panel PP-154306 Building #26-Beta Site	ELEC-1 (TYP)	Vendor	3-Oct-11	Approval
6007-PLN-ATP- 27-23-P635	Electrical Panel PP-1363 Building #27-Beta Site	ELEC-1 (TYP)	Vendor	7-Dec-11	Approval
6007-PLN-ATP- 27-23-P636	Electrical Panel PP-136307 Building #27-Beta Site	ELEC-1 (TYP)	Vendor	7-Dec-11	Approval
6007-PLN-ATP- 28-21-O109	230 KV Metering & Relaying Protection Zone One-Line-Beta Site	ELEC-1 (TYP)	Vendor	1-Dec-11	Approval
6007-PLN-ATP- 28-21-O110	230 KV Metering & Relaying One-Line - STG1 (STG2)-Alpha (Beta) Site	ELEC-1 (TYP)	Vendor	5-Dec-11	Approval
6007-PLN-ATP- 28-21-O111	230 KV Metering & Relaying One-Line - APT1 (APT2)-Alpha (Beta) Site	ELEC-1 (TYP)	Vendor	1-Dec-11	Approval
6007-PLN-ATP- 28-21-O112	230 KV Metering & Relaying One-Line - TL1 (TL2)-Alpha (Beta) Site	ELEC-1 (TYP)	Vendor	1-Dec-11	Approval
6007-PLN-ATP- 28-21-O200	One-Line Diagram 15kV Distribution System-Beta Site	ELEC-1 (TYP)	Vendor	23-Sep-11	Approval
6007-PLN-ATP- 28-21-O201	One-Line Diagram 15kV To 5kV VSD System-Beta Site	ELEC-1 (TYP)	Vendor	23-Sep-11	Approval
6007-PLN-ATP- 28-21-O202	One-Line Diagram 5kV Distribution System-Beta Site	ELEC-1 (TYP)	Vendor	9-Nov-11	Approval
6007-PLN-ATP- 28-21-O203	One-Line Diagram 5kV Distribution System-Beta Site	ELEC-1 (TYP)	Vendor	23-Sep-11	Approval
6007-PLN-ATP- 28-21-O241	Solar Field Substation 105 SUB 001-Beta Site	ELEC-1 (TYP)	Vendor	23-Sep-11	Approval
6007-PLN-ATP- 28-21-O242	Solar Field Substation 106 SUB 001-Beta Site	ELEC-1 (TYP)	Vendor	23-Sep-11	Approval
6007-PLN-ATP- 28-21-O243	Solar Field Substation 107 SUB 001-Beta Site	ELEC-1 (TYP)	Vendor	23-Sep-11	Approval
6007-PLN-ATP- 28-21-O244	Solar Field Substation 108 SUB 001-Beta Site	ELEC-1 (TYP)	Vendor	23-Sep-11	Approval
6007-PLN-ATP- 28-21-O245	Solar Field Substation 109 SUB 001-Beta Site	ELEC-1 (TYP)	Vendor	23-Sep-11	Approval
6007-PLN-ATP- 28-21-O250	General One-Line Diagram 15 kV to 480V BOP Distribution System-Beta Site	ELEC-1 (TYP)	Vendor	23-Sep-11	Approval
6007-PLN-ATP- 28-22-B220	AC Schematic MVSWGR-2 Main Breaker 52-10-Beta Site	ELEC-1 (TYP)	Vendor	23-Sep-11	Approval
6007-PLN-ATP- 28-22-B221	DC Schematic Sheet 1 MVSWGR-2 Main Breaker 52-10-Beta Site	ELEC-1 (TYP)	Vendor	23-Sep-11	Approval

ABENER TEYMA MOJAVE - Beta Site Drawing List

6007-ESP-ATP-XX-XX-Z-XXXX

Compliance No.: GEN-2
Job: Mojave Solar Project
Date: 31 Jan 2012
Description: Electrical Site Drawings List - Beta

Drawing Number	Drawing Title	Applicable Condition of Certification	Vendor Supplied or EOR	Submittal Date	Reason For Submittal
6007-PLN-ATP- 28-22-B222	DC Schematic Sheet 2 MVSWGR-2 Main Breaker 52-10-Beta Site	ELEC-1 (TYP)	Vendor	23-Sep-11	Approval
6007-PLN-ATP- 28-22-B225	AC Schematic DG2 Synchronizing Breaker 52-11-Beta Site	ELEC-1 (TYP)	Vendor	23-Sep-11	Approval
6007-PLN-ATP- 28-22-B226	DC Schematic Sheet 2 DG2 Synchronizing Breaker 52-11-Beta Site	ELEC-1 (TYP)	Vendor	23-Sep-11	Approval
6007-PLN-ATP- 28-22-B227	DC Schematic Sheet 1 DG2 Synchronizing Breaker 52-11-Beta Site	ELEC-1 (TYP)	Vendor	23-Sep-11	Approval
6007-PLN-ATP- 28-22-B228	AC & DC Schematic Diesel Generator DG2-Beta Site	ELEC-1 (TYP)	Vendor	23-Sep-11	Approval
6007-PLN-ATP- 28-22-B229	AC Schematic Synchronizing Bus-Beta Site	ELEC-1 (TYP)	Vendor	23-Sep-11	Approval
6007-PLN-ATP- 28-22-B230	DC Schematic DG2 Synchronizing Bus Sheet 1-Beta Site	ELEC-1 (TYP)	Vendor	23-Sep-11	Approval
6007-PLN-ATP- 28-22-B231	DC Schematic DG2 Synchronizing Bus Sheet 2-Beta Site	ELEC-1 (TYP)	Vendor	23-Sep-11	Approval
6007-PLN-ATP- 28-22-B232	AC Schematic MVSWGR 2 Feeder Breaker 52-12 Thru 52-15-Beta Site	ELEC-1 (TYP)	Vendor	23-Sep-11	Approval
6007-PLN-ATP- 28-22-B233	DC Schematic Sheet 1 MVSWGR 2 Feeder Breakers 52-12 Thru 52-15-Beta Site	ELEC-1 (TYP)	Vendor	23-Sep-11	Approval
6007-PLN-ATP- 28-22-B234	DC Schematic Sheet 2 MVSWGR 2 Feeder Breakers 52-12 Thru 52-15-Beta Site	ELEC-1 (TYP)	Vendor	23-Sep-11	Approval
6007-PLN-ATP- 28-22-B235	MVSWGR-2 Communication Schematic-Beta Site	ELEC-1 (TYP)	Vendor	23-Sep-11	Approval
6007-PLN-ATP- 28-22-B236	MVSWGR-2 Digital Clocking Schematic-Beta Site	ELEC-1 (TYP)	Vendor	23-Sep-11	Approval
6007-PLN-ATP- 28-22-B240	AC & DC Schematic Variable Speed Drive VSD-131 Thru VSD-134-Beta Site	ELEC-1 (TYP)	Vendor	23-Sep-11	Approval
6007-PLN-ATP- 28-22-B241	Communication Schematic Variable Speed Drive VSD-131 Thru VSD-134-Beta Site	ELEC-1 (TYP)	Vendor	23-Sep-11	Approval
6007-PLN-ATP- 28-22-B245	AC & DC Schematic Variable Speed Dirve VSD-144	ELEC-1 (TYP)	Vendor	23-Sep-11	Approval
6007-PLN-ATP- 28-22-B246	Communication Schematic Variable Speed Drive VSD-144-Beta Site	ELEC-1 (TYP)	Vendor	23-Sep-11	Approval
6007-PLN-ATP- 28-22-B250	AC & DC Schematic Medium Voltage Switch MVS-130-Beta Site	ELEC-1 (TYP)	Vendor	23-Sep-11	Approval
6007-PLN-ATP- 28-22-B253	Communication Schematic MVS-130-Beta Site	ELEC-1 (TYP)	Vendor	23-Sep-11	Approval
6007-PLN-ATP- 28-22-B255	AC & DC Schematic Medium Voltage Switch MVS-151 - MVS-157-Beta Site	ELEC-1 (TYP)	Vendor	23-Sep-11	Approval
6007-PLN-ATP- 28-22-B260	AC Schematic MVSWGR-14 Feeder Breaker 152-140 Thru 143-Beta Site	ELEC-1 (TYP)	Vendor	23-Sep-11	Approval
6007-PLN-ATP- 28-22-B261	DC Schematic MVSWGR-14 Feeder Breaker 152-140 Thru 143-Beta Site	ELEC-1 (TYP)	Vendor	23-Sep-11	Approval
6007-PLN-ATP- 28-22-B262	DC Schematic Sheet 2 MVSWGR 14 Feeder Breakers 152-140 Thru 152-143-Beta Site	ELEC-1 (TYP)	Vendor	23-Sep-11	Approval
6007-PLN-ATP- 28-22-B263	Communication Schematic MVSWGR-14-Beta Site	ELEC-1 (TYP)	Vendor	23-Sep-11	Approval

ABENER TEYMA MOJAVE - Specifications List

Compliance No.: GEN-2
Job: Mojave Solar Project
Date: 31 Jan 2012
Description: Specifications List

Specification Number	Specification Title	Applicable Condition of Certification	Vendor Supplied or EOR	Submittal Date	Reason For Submittal
6007-ESP-ATP- 00-30-M100	Electrical and Instrument Systems on Packaged Mechanical Equipment	ELEC-1 (TYP)	Vendor	7-Jun-11	Approval
6007-ESP-ATP- 00-31-C150	Electrical Construction Insulation Resistance Testing	ELEC-1 (TYP)	Vendor	3-Jun-11	Approval
6007-ESP-ATP- 00-32-C110	Electrical Construction	ELEC-1 (TYP)	Vendor	3-Jun-11	Approval
6007-ESP-ATP- 00-32-C120	Electrical Construction Rigid Conduit Installation	ELEC-1 (TYP)	Vendor	3-Jun-11	Approval
6007-ESP-ATP- 00-32-C122	Conduit Installation For Warehouse Only	ELEC-1 (TYP)	Vendor	29-Nov-11	Approval
6007-ESP-ATP- 00-32-C125	Electrical Construction Cable Tray Installation	ELEC-1 (TYP)	Vendor	3-Jun-11	Approval
6007-ESP-ATP- 00-32-C130	Electrical Construction Cable and Wiring Installation	ELEC-1 (TYP)	Vendor	3-Jun-11	Approval
6007-ESP-ATP- 00-33-C105	Electrical Construction Grounding Installation	ELEC-1 (TYP)	Vendor	3-Jun-11	Approval
6007-ESP-ATP- 00-34-C100	General Requirements for Electrical Construction	ELEC-1 (TYP)	Vendor	3-Jun-11	Approval
6007-ESP-ATP- 00-34-C135	Electrical Construction Wiring Device Installation	ELEC-1 (TYP)	Vendor	3-Jun-11	Approval
6007-ESP-ATP- 00-34-S061	Scope of Work-Collector Assembly Building	ELEC-1 (TYP)	Vendor	29-Nov-11	Approval
6007-ESP-ATP- 00-34-S061V	Electrical Vendor Data Requirement	ELEC-1 (TYP)	Vendor		
6007-ESP-ATP- 00-34-S062	Electrical Construction Scope of Work-Warehouse Building	ELEC-1 (TYP)	Vendor	30-Nov-11	Approval
6007-ESP-ATP- 00-38-C115	Electrical Equipment Installation	ELEC-1 (TYP)	Vendor	3-Jun-11	Approval
6007-ESP-ATP- 00-46-E410	Liquid Filled Transformers 230 kV, 100MVA or Less	ELEC-1 (TYP)	Vendor	11-Nov-11	Approval
6007-ESP-ATP- 00-46-E410V	Vendor Data Requirements	ELEC-1 (TYP)	Vendor	22-Sep-11	Approval
6007-ESP-ATP- 00-46-E411	Liquid Filled Transformers 230kv, 100MVA or Less Data Sheet	ELEC-1 (TYP)	Vendor	14-Sep-11	Approval
6007-ESP-ATP- 00-46-E412	Liquid Filled Transformers 10MVA, Data Sheet	ELEC-1 (TYP)	Vendor	22-Sep-11	Approval
6007-ESP-ATP- 00-46-E415	Liquid Filled Transformers Above 100MVA	ELEC-1 (TYP)	Vendor	14-Sep-11	Approval
6007-ESP-ATP- 00-46-E416	Liquid Filled Transformers Above 100MVA Data Sheet	ELEC-1 (TYP)	Vendor	14-Sep-11	Approval
6007-ESP-ATP- 00-46-E420	Pad Mounted Transformer	ELEC-1 (TYP)	Vendor	22-Sep-11	Approval
6007-ESP-ATP- 00-46-E420V	Vendor Data Requirements	ELEC-1 (TYP)	Vendor	22-Sep-11	Approval
6007-ESP-ATP- 00-46-E421	Pad Mounted Transformer Data Sheet	ELEC-1 (TYP)	Vendor	11-Nov-11	Approval
6007-ESP-ATP- 00-46-E422	Pad Mounted Transformer Data Sheet	ELEC-1 (TYP)	Vendor	22-Sep-11	Approval
6007-ESP-ATP- 00-46-S050	Construction Temporary Power Subcontract	ELEC-1 (TYP)	Vendor	20-Oct-11	Approval
6007-ESP-ATP- 00-47-M120	Synchronous Generator	ELEC-1 (TYP)	Vendor	26-May-11	Approval
6007-ESP-ATP- 00-47-M125	Generator Synchronization Control	ELEC-1 (TYP)	Vendor	26-May-11	Approval
6007-ESP-ATP- 23-38-S030	Substation Construction Scope of Work	ELEC-1 (TYP)	Vendor	1-Dec-11	Approval
6007-ESP-ATP- 23-38-S030V	Vendor Data Requirements	ELEC-1 (TYP)	Vendor	1-Dec-11	Approval
6007-ESP-ATP- 23-38-S050V	Vendor Data Requirements	ELEC-1 (TYP)	Vendor	10-Jun-11	Approval
6007-ESP-ATP- 23-48-E330	Substation Circuit Breakers	ELEC-1 (TYP)	Vendor	1-Dec-11	Approval
6007-ESP-ATP- 23-48-E330V	Vendor Data Requirements	ELEC-1 (TYP)	Vendor	1-Dec-11	Approval
6007-ESP-ATP- 23-48-E331	Substation Circuit Breakers Data Sheet	ELEC-1 (TYP)	Vendor	1-Dec-11	Approval
6007-ESP-ATP- 23-48-E340	Disconnect Switches, Instrumentation Transformers, Lightning Arrestors, and Structures	ELEC-1 (TYP)	Vendor	1-Dec-11	Approval
6007-ESP-ATP- 23-48-E341	Substation Disconnect Switch Data Sheet	ELEC-1 (TYP)	Vendor	1-Dec-11	Approval
6007-ESP-ATP- 23-48-E342	Substation Instrumentation Transformer Data Sheet	ELEC-1 (TYP)	Vendor	1-Dec-11	Approval
6007-ESP-ATP- 23-48-E343	Substation Lightning Arrestor Data Sheet	ELEC-1 (TYP)	Vendor	1-Dec-11	Approval
6007-ESP-ATP- 23-48-S032	242 kV Transmission Line Scope of Work	ELEC-1 (TYP)	Vendor	24-May-11	Approval
6007-ESP-ATP- 26-48-S032	230 kV Transmission Line Scope of Work	ELEC-1 (TYP)	Vendor	24-May-11	Approval
6007-ESP-ATP- 26-48-S032V	Vendor Data Requirements	ELEC-1 (TYP)	Vendor	24-Mar-11	Approval
6007-ESP-ATP- 27-21-E150	Low Voltage Variable Speed Drive Mounted Outside the MCC	ELEC-1 (TYP)	Vendor	22-Sep-11	Approval
6007-ESP-ATP- 27-21-E150V	Vendor Data Requirements	ELEC-1 (TYP)	Vendor	22-Sep-11	Approval
6007-ESP-ATP- 27-21-E151	Wall Mounted Low Voltage Variable Speed Drive Data Sheet	ELEC-1 (TYP)	Vendor	22-Sep-11	Approval
6007-ESP-ATP- 27-21-E215	Low Voltage Smart Motor Control Centers	ELEC-1 (TYP)	Vendor	22-Sep-11	Approval
6007-ESP-ATP- 27-21-E215V	Vendor Data Requirements	ELEC-1 (TYP)	Vendor	22-Sep-11	Approval
6007-ESP-ATP- 27-21-E260	Unitized Distribution Substation	ELEC-1 (TYP)	Vendor	22-Nov-11	Approval
6007-ESP-ATP- 27-21-E260V	Vendor Data Requirements For Construction Panelboards	ELEC-1 (TYP)	Vendor	22-Nov-11	Approval
6007-ESP-ATP- 27-21-E310	Low Voltage Switchgear	ELEC-1 (TYP)	Vendor	22-Sep-11	Approval
6007-ESP-ATP- 27-21-E310V	Vendor Data Requirements	ELEC-1 (TYP)	Vendor	22-Sep-11	Approval
6007-ESP-ATP- 27-21-E311	Low Voltage Switchgear Data Sheet	ELEC-1 (TYP)	Vendor	22-Sep-11	Approval
6007-ESP-ATP- 27-21-E370	Low Voltage Bus Duct	ELEC-1 (TYP)	Vendor	22-Sep-11	Approval
6007-ESP-ATP- 27-21-E370V	Vendor Data Requirements	ELEC-1 (TYP)	Vendor	22-Sep-11	Approval
6007-ESP-ATP- 27-21-E371	Low Voltage Bus Duct Data Sheet	ELEC-1 (TYP)	Vendor	22-Sep-11	Approval
6007-ESP-ATP- 27-21-E390	Low Voltage Panel Boards	ELEC-1 (TYP)	Vendor	22-Nov-11	Approval
6007-ESP-ATP- 27-21-E540	Low Voltage Grounding Resistor	ELEC-1 (TYP)	Vendor	22-Sep-11	Approval
6007-ESP-ATP- 27-21-E540V	Vendor Data Requirements	ELEC-1 (TYP)	Vendor	22-Sep-11	Approval
6007-ESP-ATP- 27-21-E541	Low Voltage Grounding Resistor Data Sheet	ELEC-1 (TYP)	Vendor	22-Sep-11	Approval
6007-ESP-ATP- 28-38-E350	Medium Voltage Bus Duct	ELEC-1 (TYP)	Vendor	22-Sep-11	Approval
6007-ESP-ATP- 28-38-E350V	Vendor Data Requirements	ELEC-1 (TYP)	Vendor	22-Sep-11	Approval
6007-ESP-ATP- 28-38-E351	Medium Voltage Iso Phase Bus Duct Data Sheet	ELEC-1 (TYP)	Vendor	22-Sep-11	Approval
6007-ESP-ATP- 28-38-E352	Medium Voltage Bus Duct Data Sheet	ELEC-1 (TYP)	Vendor	22-Sep-11	Approval
6007-ESP-ATP- 28-43-E160	Medium Voltage Variable Speed Drives	ELEC-1 (TYP)	Vendor	22-Sep-11	Approval
6007-ESP-ATP- 28-43-E160V	Vendor Data Requirements	ELEC-1 (TYP)	Vendor	22-Sep-11	Approval

ABENER TEYMA MOJAVE - Specifications List

6007-ESP-ATP- 23-46-E161	Medium Voltage Variable Speed Drives Data Sheet	ELEC-1 (TYP)	Vendor	22-Sep-11	Approval
6007-ESP-ATP- 28-43-E220	5kV Motor Controllers	ELEC-1 (TYP)	Vendor	22-Sep-11	Approval
6007-ESP-ATP- 28-43-E220V	Vendor Data Requirements	ELEC-1 (TYP)	Vendor	22-Sep-11	Approval
6007-ESP-ATP- 28-43-E221	15kV Contactors	ELEC-1 (TYP)	Vendor	22-Sep-11	Approval
6007-ESP-ATP- 28-43-E221V	Vendor Data Requirements	ELEC-1 (TYP)	Vendor	22-Sep-11	Approval
6007-ESP-ATP- 28-43-E320	Medium Voltage Switchgear	ELEC-1 (TYP)	Vendor	22-Sep-11	Approval
6007-ESP-ATP- 28-43-E320V	Vendor Data Requirements	ELEC-1 (TYP)	Vendor	22-Sep-11	Approval
6007-ESP-ATP- 28-43-E321	Medium Voltage Switchgear Data Sheet	ELEC-1 (TYP)	Vendor	22-Sep-11	Approval
6007-ESP-ATP- 28-43-E325	Medium Voltage Interrupter Switch	ELEC-1 (TYP)	Vendor	22-Sep-11	Approval
6007-ESP-ATP- 28-43-E325V	Vendor Data Requirements	ELEC-1 (TYP)	Vendor	22-Sep-11	Approval
6007-ESP-ATP- 28-43-E326	Medium Voltage Interrupter Switch Data Sheet	ELEC-1 (TYP)	Vendor	22-Sep-11	Approval
6007-ESP-ATP- 28-46-E530	Medium Voltage Grounding Resistor	ELEC-1 (TYP)	Vendor	22-Sep-11	Approval
6007-ESP-ATP- 28-46-E530V	Vendor Data Requirements	ELEC-1 (TYP)	Vendor	22-Sep-11	Approval
6007-ESP-ATP- 28-46-E531	Medium Voltage Grounding Resistor Data Sheet	ELEC-1 (TYP)	Vendor	27-Jun-11	Approval
6007-ESP-ATP- 28-46-E532	Medium Voltage Grounding Resistor Data Sheet	ELEC-1 (TYP)	Vendor	22-Sep-11	Approval
6007-ESP-ATP- 28-47-E130	Diesel Generator	ELEC-1 (TYP)	Vendor		Approval
6007-ESP-ATP- 28-47-E130V	Vendor Data Requirements	ELEC-1 (TYP)	Vendor		Approval
6007-ESP-ATP- 28-47-M135	Generator Synchronization Control	ELEC-1 (TYP)	Vendor		Approval
6007-ESP-ATP- 35-30-M110	Induction Motors	ELEC-1 (TYP)	Vendor	28-Jul-11	Approval
6007-ESP-ATP- 35-30-M111	Motor Data Sheet 250hp and below; 250 hp to 400 hp VSD Driven	ELEC-1 (TYP)	Vendor	28-Jul-11	Approval
6007-ESP-ATP- 35-30-M112	Motor Data Sheet 250hp and Above	ELEC-1 (TYP)	Vendor	28-Jul-11	Approval

Compliance No.: GEN-2
Job: Mojave Solar Project
Date: 22 Jan 2012
Description: Electrical Site Drawings List - Temporary Power

Drawing Number	Drawing Title	Applicable Condition of Certification	Vendor Supplied or EOR	Submittal Date	Reason For Submittal
Alpha Phase 1					
6007-PLN-ATP- 28-21-O001	Construction Temporary Power One-Line Diagram		Vendor	2-Feb-12	
6007-PLN-ATP- 28-21-P002	Construction Temporary Power Distribution Panel Schedules		Vendor	16-Feb-12	
6007-PLN-ATP- 28-21-P007	Construction Temporary Power Distribution Panel Schedules		Vendor	16-Feb-12	
6007-PLN-ATP- 28-34-R001	Construction Tempoary Power Electrical Site Plan		Vendor	2-Feb-12	
6007-PLN-ATP- 28-34-R002	Construction Temporary Power For Alpha Plant		Vendor	2-Feb-12	
Alpha Phase 2 & Beta					
6007-PLN-ATP- 28-21-O001	Construction Temporary Power One-Line Diagram		Vendor	2-Feb-12	
6007-PLN-ATP- 28-21-P002	Construction Temporary Power Distribution Panel Schedules		Vendor	16-Feb-12	
6007-PLN-ATP- 28-21-P003	Construction Temporary Power Distribution Panel Schedules		Vendor	16-Feb-12	
6007-PLN-ATP- 28-21-P004	Construction Temporary Power Distribution Panel Schedules		Vendor	16-Feb-12	
6007-PLN-ATP- 28-21-P005	Construction Temporary Power Distribution Panel Schedules		Vendor	16-Feb-12	
6007-PLN-ATP- 28-34-R001	Construction Tempoary Power Electrical Site Plan		Vendor	2-Feb-12	
6007-PLN-ATP- 28-34-R002	Construction Temporary Power For Alpha Plant		Vendor	2-Feb-12	
6007-PLN-ATP- 28-34-R003	Construction Temporary Power For Alpha Plant		Vendor	2-Feb-12	
VIS-3					
6007-PLN-ATP- 28-34-R004	Construction Temporary Lighting Electrical Site Plan		Vendor	7-Feb-12	

6007-LIS-ATP-00-60-G127
GEN-2
Job: Mojave Solar Project
Date: 30 March 2012
Description: Mechanical Master Document List
Rev 1
By: JWP
App'd: MZA

Doc Number	Description	Type of Document	Rev. No	Vendor Supplied or EOR	Applicable Condition of Certification	Submittal Date	Reason For Submittal	Type of Document
6007-ESP-ATP-00-00-GW001	Groundwater Well Reconnaissance & Abandonment	Spec	0	SP	GEN-2	Field	Approval	Spec
6007-ESP-ATP-00-60-G100	Project Design Criteria	Spec	3	HED	GEN-2	8/30/2012	Approval	Spec
6007-ESP-ATP-00-60-G103	Quantitative Risk Analysis	Spec	0	KH	GEN-2	8/12/2011	Approval	Spec
6007-ESP-ATP-00-60-G120	Equipment Modeling Vendor Requirements	Spec	1	CK	GEN-2	6/6/2011	Approval	Spec
6007-ESP-ATP-00-60-G121	Shipping Preparation	Spec	2	CK	GEN-2	8/25/2011	Approval	Spec
6007-ESP-ATP-00-60-G130	Required Allowable Nozzle Loads	Spec	1	CK	GEN-2	1/27/2011	Approval	Spec
6007-ESP-ATP-00-60-I100	Mineral Fiber Insulation	Spec	1	CK	GEN-2	6/6/2011	Approval	Spec
6007-ESP-ATP-00-60-I150	Aluminum Jacket Cover for Insulaton	Spec	1	CK	GEN-2	6/6/2011	Approval	Spec
6007-ESP-ATP-00-60-I152	Removable - Reusable Jacketing for Insulation	Spec	1	CK	GEN-2	6/6/2011	Approval	Spec
6007-ESP-ATP-00-60-I153	Installation of Insulation and Jacketing on Piping	Spec	1	CK	GEN-2	6/6/2011	Approval	Spec
6007-ESP-ATP-00-60-I180	Miscellaneous Insulation Materials	Spec	1	CK	GEN-2	6/6/2011	Approval	Spec
6007-ESP-ATP-00-60-N101	Two Coat System for Low Temperature Non-Primed Carbon Steel	Spec	1	CK	GEN-2	6/6/2011	Approval	Spec
6007-ESP-ATP-00-60-N102	Two Coat System for High Temperature Non-Primed Carbon Steel	Spec	1	CK	GEN-2	6/6/2011	Approval	Spec
6007-ESP-ATP-00-60-N103	Safety and Hazards Paint	Spec	1	UR	GEN-2	6/30/2011	Approval	Spec
6007-ESP-ATP-00-60-N105	Hot Dip Galvanizing	Spec	1	UR	GEN-2	6/30/2011	Approval	Spec
6007-ESP-ATP-00-60-N106	Touch-up for Galvanized Steel	Spec	1	UR	GEN-2	6/30/2011	Approval	Spec
6007-ESP-ATP-00-60-N180	Shop Applied Paint	Spec	2	CK	GEN-2	1/31/2012	Approval	Spec
6007-ESP-ATP-00-60-N185	Field Applied Paint	Spec	0	CK	GEN-2	6/6/2011	Approval	Spec
6007-ESP-ATP-00-60-N190	Tank Lining	Spec	0	UR	GEN-2	2/17/2011	Approval	Spec
6007-ESP-ATP-00-60-Q101	Hydrostatic Pressure Test of Metallic Equipment	Spec	0	CK	GEN-2	6/6/2011	Approval	Spec
6007-ESP-ATP-00-61-G113	Pipe Index	Spec	2	JWP	GEN-2	1/17/2012	Approval	Spec
6007-ESP-ATP-00-62-M900	Safety Showers	Spec	0	SMR	GEN-2	1/17/2011	Approval	Spec
6007-ESP-ATP-00-62-U500	Steam Turbine Generator	Spec	0	GENERAL ELECTRIC	GEN-2	5/31/2011	Approval	Spec
6007-ESP-ATP-00-62-U501	Steam Turbine Generator	Spec	1	GENERAL ELECTRIC	GEN-2	2/10/2012	Approval	Spec
6007-ESP-ATP-00-62-U502	Steam Turbine	Spec	0	GENERAL ELECTRIC	GEN-2	5/31/2011	Approval	Spec
6007-ESP-ATP-00-62-U503	Turbine Generator Auxiliaries	Spec	0	GENERAL ELECTRIC	GEN-2	6/6/2011	Approval	Spec
6007-ESP-ATP-00-62-U504	Steam Turbine Generator Instrumentation and Controls	Spec	0	GENERAL ELECTRIC	GEN-2	6/7/2011	Approval	Spec
6007-ESP-ATP-00-62-U505	Steam Turbine Generator Engineering Coordination and Services	Spec	0	GENERAL ELECTRIC	GEN-2	6/6/2011	Approval	Spec
6007-ESP-ATP-12-62-W200	Water Treatment System	Spec	2	RS	GEN-2	11/30/2011	Approval	Spec
6007-ESP-ATP-14-60-G176	Cooling Water Analysis	Spec	0	RS	GEN-2	8/24/2011	Approval	Spec
6007-ESP-ATP-14-62-P205	Cooling Tower Pumps	Spec	0	WMP	GEN-2	8/16/2011	Approval	Spec
6007-ESP-ATP-14-62-P401	CWT Pumps	Spec			GEN-2	5/1/2012	Approval	Spec
6007-ESP-ATP-14-62-P415	Cooling Tower Auxiliary Pumps	Spec	0	WMP	GEN-2	8/24/2011	Approval	Spec
6007-ESP-ATP-14-62-U300	Cooling Towers	Spec	1	OOLING TECHNOL(	GEN-2	3/16/2012	Approval	Spec
6007-ESP-ATP-14-62-X401	Cooling Water Tower	Spec			GEN-2	6/1/2012	Approval	Spec
6007-ESP-ATP-15-81-S103	Fire Protection Subcontract	Spec	0	KH	GEN-2	2/28/2012	Approval	Spec
6007-ESP-ATP-16-62-0002	Air Compressor Package	Spec	2	ZRW	GEN-2	10/17/2011	Approval	Spec
6007-ESP-ATP-16-62-Z480	Compressed Air System	Spec			GEN-2	8/1/2012	Approval	Spec
6007-ESP-ATP-17-62-U601	Steam Moisture Separator (Post High Pressure Turbine)	Spec	1	CK	GEN-2	3/5/2012	Approval	Spec
6007-ESP-ATP-21-62-B315	Moisture Separator	Spec			GEN-2	5/1/2012	Approval	Spec
6007-ESP-ATP-21-62-P208	Boiler Feedwater Pumps	Spec	1	FLOWSERVE	GEN-2	3/8/2012	Approval	Spec
6007-ESP-ATP-21-62-P302	BFW Pumps	Spec			GEN-2	6/15/2012	Approval	Spec
6007-ESP-ATP-21-62-P306	TG Condensate Pumps	Spec			GEN-2	6/15/2012	Approval	Spec
6007-ESP-ATP-21-62-P315	Pwr Gen Condensate Receiver Pumps	Spec			GEN-2	6/15/2012	Approval	Spec
6007-ESP-ATP-21-62-SG01	Steam Generator Package Scope of Supply	Spec	0	FOSTER WHEELER	GEN-2	4/29/2011	Approval	Spec
6007-ESP-ATP-21-62-U200	Auxiliary Boiler	Spec	1	KH	GEN-2	10/19/2011	Approval	Spec
6007-ESP-ATP-21-62-U201	Deaerators	Spec	3	STERLING	GEN-2	3/15/2012	Approval	Spec
6007-ESP-ATP-21-62-V315	Power Gen Condensate Receiver	Spec			GEN-2	6/15/2012	Approval	Spec
6007-ESP-ATP-21-62-X355	Boiler Blowdown Cooler	Spec	0	JWP	GEN-2	2/27/2012	Approval	Spec
6007-ESP-ATP-21-62-X400	Boiler Feedwater Heaters	Spec	4	FOSTER WHEELER	GEN-2	12/12/2011	Approval	Spec
6007-ESP-ATP-21-62-Z309	Boiler Chemical Feed System	Spec			GEN-2	7/15/2012	Approval	Spec
6007-ESP-ATP-25-62-P301	Condensate Pump	Spec	1	CK	GEN-2	11/18/2011	Approval	Spec
6007-ESP-ATP-25-62-P302	Reciever Pump Station	Spec	1	FLOWSERVE	GEN-2	11/18/2011	Approval	Spec
6007-ESP-ATP-25-62-U555	Steam Condenser Vacuum System Specification	Spec	1	CK	GEN-2	8/12/2011	Approval	Spec
6007-ESP-ATP-25-62-U600	Steam Surface Condenser Specification	Spec	1	CK	GEN-2	8/12/2011	Approval	Spec
6007-ESP-ATP-25-62-X313	Steam Condenser	Spec			GEN-2	7/1/2012	Approval	Spec
6007-ESP-ATP-29-60-G175	Well Water Analysis	Spec	1	UR	GEN-2	8/30/2011	Approval	Spec
6007-ESP-ATP-29-60-W601	Water Well Development	Spec	0	CHRISTENSEN CON	GEN-2	10/17/2011	Approval	Spec
6007-ESP-ATP-29-62-S112	Production Wells	Spec	2	CHRISTENSEN CON	GEN-2	1/18/2012	Approval	Spec
6007-ESP-ATP-29-62-T201	Field Fabricated Tank	Spec	1	SO ROBLES TANK IN	GEN-2	1/20/2012	Approval	Spec
6007-ESP-ATP-29-62-T402D	Raw-Fire Water Tank	Spec	0	SO ROBLES TANK IN	GEN-2	8/26/2011	Approval	Spec
6007-ESP-ATP-29-62-T424D	Cooling Tower Blow Down Tank	Spec	0	SO ROBLES TANK IN	GEN-2	8/26/2011	Approval	Spec
6007-ESP-ATP-29-62-T444D	Process Water Tank	Spec	0	SO ROBLES TANK IN	GEN-2	8/26/2011	Approval	Spec
6007-ESP-ATP-29-62-T451D	Polisher Feed Tank	Spec	0	SO ROBLES TANK IN	GEN-2	8/26/2011	Approval	Spec
6007-ESP-ATP-29-62-T453D	Polished Water Tank	Spec	0	SO ROBLES TANK IN	GEN-2	8/26/2011	Approval	Spec
6007-ESP-ATP-37-62-0001	Overhead Bridge Cranes	Spec	3	COLTON	GEN-2	10/19/2011	Approval	Spec
6007-ESP-ATP-44-62-F206	Carbon Filters	Spec	0	WMP	GEN-2	3/29/2012	Approval	Spec
6007-ESP-ATP-44-62-V208	HTF Scrubbers	Spec	0	WMP	GEN-2	10/21/2011	Approval	Spec
6007-ESP-ATP-53-00-G190	Site Chemicals Storage	Spec	0	UR	GEN-2	1/17/2011	Approval	Spec
6007-ESP-ATP-57-68-M450	Flexible Hoses for HTF Piping to/from Solar Collectors	Spec	0	ZRW	GEN-2	2/22/2012	Approval	Spec
6007-ESP-ATP-58-62-F201	HTF Strainers	Spec	0	JWP	GEN-2	2/27/2012	Approval	Spec
6007-ESP-ATP-58-62-P200	Main HTF Pumps	Spec	1	FLOWSERVE	GEN-2	1/27/2012	Approval	Spec
6007-ESP-ATP-58-62-P201	HTF Standby Pump	Spec	0	RGTD	GEN-2	9/9/2011	Approval	Spec
6007-ESP-ATP-58-62-P204	HTF Fill_Discharge Pump	Spec	1	RGTD	GEN-2	1/16/2012	Approval	Spec
6007-ESP-ATP-58-62-P221	HTF Degradations Recycle Pumps	Spec	1	RGTD	GEN-2	1/16/2012	Approval	Spec
6007-ESP-ATP-58-62-T204	HTF Overflow Tanks	Spec	1	SO ROBLES TANK IN	GEN-2	1/30/2012	Approval	Spec
6007-ESP-ATP-58-62-T204	HTF Overflow Tanks	Spec	1	RGTD/KH	GEN-2	1/30/2012	Approval	Spec
6007-ESP-ATP-58-62-V200	HTF Expansion Vessels	Spec	2	RGTD	GEN-2	3/6/2012	Approval	Spec
6007-ESP-ATP-58-62-V206	HTF/Steam Flash Vesssel	Spec			GEN-2		Approval	Spec
6007-ESP-ATP-58-62-V207	Low Boiler Condensate Receiver Vessels	Spec	0	WMP	GEN-2	1/19/2012	Approval	Spec
6007-ESP-ATP-58-62-X205	HTF Tank Coolers	Spec	0	WMP	GEN-2	1/4/2012	Approval	Spec
6007-ESP-ATP-58-62-X206	Nitrogen Ullage Coolers	Spec	0	WMP	GEN-2	1/10/2012	Approval	Spec
6007-ESP-ATP-58-62-X208	HTF Antifreeze Heater	Spec	0	RGTD	GEN-2		Approval	Spec
6007-ESP-ATP-64-62-X207	Nitrogen Electric Heater	Spec	0	SMR	GEN-2	2/10/2012	Approval	Spec
6007-ESP-ATP-64-62-Z208	Nitrogen System	Spec			GEN-2	5/1/2012	Approval	Spec
6007-HDD-ATP-58-62-C103	Therminol VP-1	Spec	0	HED	GEN-2	2/3/2012	Approval	Data Sheet
6007-LIS-ATP-00-60-G110	Equipment Motor List	List	1	WMP	GEN-2	1/24/2012	Approval	List
6007-LIS-ATP-00-60-G113	Equipment Parameter List	List	0	EOR/WMP	GEN-2	2/17/2012	Approval	List
6007-LIS-ATP-00-60-G114	Line List	List	0	EOR/WMP	GEN-2	2/21/2012	Approval	List
6007-LIS-ATP-00-60-G127	Mechanical Master Document List	List	0	JWP	GEN-2	3/15/2012	Approval	List
6007-LIS-ATP-00-60-G181	Vacuum Breaker List	List	0	HED	GEN-2	5/9/2011	Approval	List

6007-LIS-ATP-00-60-G182	Check Valve list	List	0	HED	GEN-2	5/9/2011	Approval	List
6007-LIS-ATP-00-60-G183	Relief and Safety Valve List	List	0	WMP	GEN-2	5/12/2011	Approval	List
6007-LIS-ATP-00-60-G184	Filter List	LIst	0	WMP	GEN-2	5/12/2011	Approval	List
6007-PLN-ATP-00-02-L001	Layout For Alpha Plant	Drawing	4	MJS/ERD	GEN-2	2/10/2012	Approval	Drawing
6007-PLN-ATP-00-02-L002	Layout For Beta Plant	Drawing	4	MJS/ERD	GEN-2	2/10/2012	Approval	Drawing
6007-PLN-ATP-00-02-L003	Central Plant Layout - Alpha Plant	Drawing	4	MJS/ERD	GEN-2	2/10/2012	Approval	Drawing
6007-PLN-ATP-00-02-L004	Central Plant Layout - Beta Plant	Drawing	4	MJS/ERD	GEN-2	2/10/2012	Approval	Drawing
6007-PLN-ATP-00-02-L010	Site Plan	Drawing	2	MJS/ERD	GEN-2	2/10/2012	Approval	Drawing
6007-PLN-ATP-00-70-I001C	Drawing Index P&ID	Drawing	2	WMP/JTP	GEN-2	1/17/2012	Approval	Drawing
6007-PLN-ATP-00-70-N001C	Nomenclature Sheet 1 P&ID	Drawing	2	ERD	GEN-2	3/6/2012	Approval	Drawing
6007-PLN-ATP-00-70-N002C	Nomenclature Sheet 2 P&ID	Drawing	1	ERD	GEN-2	3/6/2012	Approval	Drawing
6007-PLN-ATP-00-70-N003C	Nomenclature Sheet 3 P&ID	Drawing	2	ERD	GEN-2	3/6/2012	Approval	Drawing
6007-PLN-ATP-00-71-CL02A	Expansion System - Alpha plant Pressure & Level Control Complex Logic Diagram	Drawing	0	WMP/MJS	GEN-2	5/9/2011	Approval	Drawing
6007-PLN-ATP-00-71-CL03A	otal HTF Flow Control - Alpha Plant Branch Flow Balance Trim Control Complex Logic Diagrar	Drawing	0	WMP/MJS	GEN-2	5/9/2011	Approval	Drawing
6007-PLN-ATP-00-71-CL08C	Overflow System Pressure, Temp, and Minimum Flow Control	Drawing	0	WMP/MJS	GEN-2	5/9/2011	Approval	Drawing
6007-PLN-ATP-21-51-0001	Steam Generation Area Layout	Drawing	0	CK	GEN-2	6/9/2011	Approval	Drawing
6007-PLN-ATP-21-71-P301C	Steam Generation - Preheater P&ID	Drawing	2	WMP/JTP	GEN-2	1/17/2012	Approval	Drawing
6007-PLN-ATP-21-71-P302C	Steam Generation - Evaporator P&ID	Drawing	1	WMP/JTP	GEN-2	9/23/2012	Approval	Drawing
6007-PLN-ATP-21-71-P303C	Steam Generation - Superheater P&ID	Drawing	1	WMP/JTP	GEN-2	9/23/2012	Approval	Drawing
6007-PLN-ATP-21-71-P304C	Steam Generation - Reheaters System P&ID	Drawing	2	WMP/JTP	GEN-2	1/17/2012	Approval	Drawing
6007-PLN-ATP-21-71-P305C	Steam Generation - Blowdown System P&ID	Drawing	1	WMP/JTP	GEN-2	9/23/2011	Approval	Drawing
6007-PLN-ATP-21-71-P306C	Steam Generation - Sampling System P&ID	Drawing	0	WMP/MJS	GEN-2	5/9/2011	Approval	Drawing
6007-PLN-ATP-25-71-P309C	Auxiliary I.P. Steam System P&ID	Drawing	3	ERD	GEN-2	3/6/2012	Approval	Drawing
6007-PLN-ATP-25-71-P310C	HP Steam Turbine P&ID	Drawing	3	ERD	GEN-2	3/6/2012	Approval	Drawing
6007-PLN-ATP-25-71-P311C	LP Steam Turbine P&ID	Drawing	3	ERD	GEN-2	3/6/2012	Approval	Drawing
6007-PLN-ATP-25-71-P312C	Condensate System P&ID	Drawing	3	ERD	GEN-2	3/6/2012	Approval	Drawing
6007-PLN-ATP-25-71-P313C	Turbine Drain Flash Tank System P&ID	Drawing	3	ERD	GEN-2	3/6/2012	Approval	Drawing
6007-PLN-ATP-25-71-P315C	Condenser Air Removal System P&ID	Drawing	3	ERD	GEN-2	3/6/2012	Approval	Drawing
6007-PLN-ATP-25-71-P316C	Turbine Seal And Drain System P&ID	Drawing	3	ERD	GEN-2	3/6/2012	Approval	Drawing
6007-PLN-ATP-25-71-P317C	Boiler Feedwater Heater #5 P&ID	Drawing	3	ERD	GEN-2	3/6/2012	Approval	Drawing
6007-PLN-ATP-25-71-P321C	LP Feedwater Heater System P&ID	Drawing	3	ERD	GEN-2	3/6/2012	Approval	Drawing
6007-PLN-ATP-25-71-P322C	Dearator System P&ID	Drawing	3	ERD	GEN-2	3/6/2012	Approval	Drawing
6007-PLN-ATP-25-71-P323C	Feedwater Pumps P&ID	Drawing	3	ERD	GEN-2	3/6/2012	Approval	Drawing
6007-PLN-ATP-25-71-P324C	HP Feedwater Heater System P&ID	Drawing	3	ERD	GEN-2	3/6/2012	Approval	Drawing
6007-PLN-ATP-25-71-P325C	Boiler Feedwater Chemical Feed System P&ID	Drawing	1	WMP/JTP	GEN-2	1/24/2012	Approval	Drawing
6007-PLN-ATP-25-71-P330C	TG Machine Monitoring System P&ID	Drawing	0	WMP/MJS	GEN-2	5/9/2011	Approval	Drawing
6007-PLN-ATP-25-71-P335C	TG Lube Oil Skid P&ID	Drawing	0	WMP/MJS	GEN-2	5/9/2011	Approval	Drawing
6007-PLN-ATP-25-71-P336C	TG Lube Oil System P&ID	Drawing	0	WMP/MJS	GEN-2	5/9/2011	Approval	Drawing
6007-PLN-ATP-25-71-P340C	Cooling Water - TG Area P&ID	Drawing	2	ERD	GEN-2	3/6/2012	Approval	Drawing
6007-PLN-ATP-25-71-P350C	Auxiliary Boiler P&ID	Drawing	0	WMP/MJS	GEN-2	5/9/2011	Approval	Drawing
6007-PLN-ATP-57-71-P100A	Solar Field - Alpha Plant P&ID	Drawing	1	WMP/JTP	GEN-2	1/17/2012	Approval	Drawing
6007-PLN-ATP-57-71-P100B	Solar Field - Beta Plant P&ID	Drawing	1	WMP/JTP	GEN-2	1/17/2012	Approval	Drawing
6007-PLN-ATP-57-71-P102A	Solar Field Piping Loops - Alpha Plant P&ID	Drawing	2	ERD/JTP	GEN-2	3/9/2012	Approval	Drawing
6007-PLN-ATP-57-71-P102B	Solar Field Piping Loops - Beta Plant P&ID	Drawing	2	ERD/JTP	GEN-2	3/9/2012	Approval	Drawing
6007-PLN-ATP-57-71-P104C	Solar Field Collector Detail - 2 Loops P&ID	Drawing	2	WMP/JTP	GEN-2	1/24/2012	Approval	Drawing
6007-PLN-ATP-67-71-P401C	Cooling Tower P&ID	Drawing	3	ERD	GEN-2	3/6/2012	Approval	Drawing
6007-PLN-ATP-67-71-P402C	Cooling Tower Chemical Feed System P&ID	Drawing	1	ERD	GEN-2	3/6/2012	Approval	Drawing
6007-PLN-ATP-67-71-P405C	Auxiliary Cooling Water System P&ID	Drawing	3	ERD	GEN-2	3/6/2012	Approval	Drawing
6007-PLN-ATP-67-71-P410C	Raw/Fire Water Storage Tank P&ID	Drawing	2	ERD	GEN-2	3/6/2012	Approval	Drawing
6007-PLN-ATP-67-71-P411C	Central Plant Potable Water System P&ID	Drawing	1	WMP/JTP	GEN-2	1/24/2012	Approval	Drawing
6007-PLN-ATP-67-71-P413C	Magnesium Carbonate Storage, Mix and Delivery System P&ID	Drawing	1	WMP/JTP	GEN-2	1/24/2012	Approval	Drawing
6007-PLN-ATP-67-71-P414C	Sodium Carbonate Storage, Mix and Delivery System P&ID	Drawing	0	WMP/MJS	GEN-2	5/9/2011	Approval	Drawing
6007-PLN-ATP-67-71-P415C	Lime Storage, Mix and Delivery System P&ID	Drawing	0	WMP/MJS	GEN-2	5/9/2011	Approval	Drawing
6007-PLN-ATP-67-71-P416C	Ferric Chloride Feed System P&ID	Drawing	0	WMP/MJS	GEN-2	5/9/2011	Approval	Drawing
6007-PLN-ATP-67-71-P424C	Cooling Tower Blowdown Tank P&ID	Drawing	1	WMP/JTP	GEN-2	1/24/2012	Approval	Drawing
6007-PLN-ATP-67-71-P426C	CLS Parallel Reaction Tanks P&ID	Drawing	1	WMP/JTP	GEN-2	1/24/2012	Approval	Drawing
6007-PLN-ATP-67-71-P427C	Clarifier System P&ID	Drawing	1	WMP/JTP	GEN-2	1/24/2012	Approval	Drawing
6007-PLN-ATP-67-71-P428C	Filter Press P&ID	Drawing	0	WMP/MJS	GEN-2	5/9/2011	Approval	Drawing
6007-PLN-ATP-67-71-P430C	Filtrate Recycle P&ID	Drawing	0	WMP/MJS	GEN-2	5/9/2011	Approval	Drawing
6007-PLN-ATP-67-71-P431C	Sulfuric Acid P&ID	Drawing	1	WMP/JTP	GEN-2	1/24/2012	Approval	Drawing
6007-PLN-ATP-67-71-P432C	Clearwell P&ID	Drawing	1	WMP/JTP	GEN-2	1/24/2012	Approval	Drawing
6007-PLN-ATP-67-71-P433C	Multimedia Filters P&ID	Drawing	0	WMP/MJS	GEN-2	5/9/2011	Approval	Drawing
6007-PLN-ATP-67-71-P437C	Primary Ro Pumps P&ID	Drawing	0	WMP/MJS	GEN-2	5/9/2011	Approval	Drawing
6007-PLN-ATP-67-71-P438C	Primary RO System - Unit A P&ID	Drawing	0	WMP/MJS	GEN-2	1/24/2012	Approval	Drawing
6007-PLN-ATP-67-71-P439C	Primary RO System - Unit B P&ID	Drawing	0	WMP/MJS	GEN-2	5/9/2011	Approval	Drawing
6007-PLN-ATP-67-71-P441C	Primary RO System - Unit C P&ID	Drawing	0	WMP/MJS	GEN-2	5/9/2011	Approval	Drawing
6007-PLN-ATP-67-71-P442C	Primary RO System - Unit D P&ID	Drawing	0	WMP/MJS	GEN-2	5/9/2011	Approval	Drawing
6007-PLN-ATP-67-71-P444C	Process Makeup Water Storage Tank P&ID	Drawing	0	WMP/MJS	GEN-2	5/9/2011	Approval	Drawing
6007-PLN-ATP-67-71-P446C	Polishing Mirror RO P&ID	Drawing	0	WMP/MJS	GEN-2	5/9/2011	Approval	Drawing
6007-PLN-ATP-67-71-P448C	Concentrated RO System - Unit A P&ID	Drawing	0	WMP/MJS	GEN-2	5/9/2011	Approval	Drawing
6007-PLN-ATP-67-71-P449C	Concentrated RO System - Unit B P&ID	Drawing	0	WMP/MJS	GEN-2	5/9/2011	Approval	Drawing
6007-PLN-ATP-67-71-P450C	Concentrated RO System - Unit C P&ID	Drawing	0	WMP/MJS	GEN-2	5/9/2011	Approval	Drawing
6007-PLN-ATP-67-71-P451C	RO Water Storage Tank P&ID	Drawing	0	WMP/MJS	GEN-2	5/9/2011	Approval	Drawing
6007-PLN-ATP-67-71-P452C	Polishing Exchangers P&ID	Drawing	0	WMP/MJS	GEN-2	5/9/2011	Approval	Drawing
6007-PLN-ATP-67-71-P453C	Polished Water Storage Tank P&ID	Drawing	0	WMP/MJS	GEN-2	5/9/2011	Approval	Drawing
6007-PLN-ATP-67-71-P454C	RO Clean-in-Place P&ID	Drawing	0	WMP/MJS	GEN-2	5/9/2011	Approval	Drawing
6007-PLN-ATP-67-71-P455C	Water: Oil Separator P&ID	Drawing	0	WMP/MJS	GEN-2	5/9/2011	Approval	Drawing
6007-PLN-ATP-67-71-P456C	Waste Water Tank P&ID	Drawing	0	WMP/MJS	GEN-2	5/9/2011	Approval	Drawing
6007-PLN-ATP-67-71-P470C	Fire Protection Loop P&ID	Drawing	2	ERD	GEN-2	3/6/2012	Approval	Drawing
6007-PLN-ATP-67-71-P471C	Underground Fire Protection Loop P&ID	Drawing	1	WMP/JTP	GEN-2	9/23/2011	Approval	Drawing
6007-PLN-ATP-67-71-P480C	Compressed Air Instrument and Service P&ID	Drawing	1	ERD	GEN-2	3/6/2012	Approval	Drawing
6007-PLN-ATP-67-71-P481C	Instrument Air Distribution P&ID	Drawing	1	ERD	GEN-2	3/6/2012	Approval	Drawing
6007-PLN-ATP-67-71-P482C	Steam Gneration - Instrument Air System P&ID	Drawing	1	ERD	GEN-2	3/6/2012	Approval	Drawing
6007-PLN-ATP-67-71-P483C	Natural Gas Distribution P&ID	Drawing	2	ERD	GEN-2	3/6/2012	Approval	Drawing
6007-PLN-ATP-68-71-P200A	Central Plant HTF Distribution - Alpha Plant P&ID	Drawing	3	ERD/JTP	GEN-2	3/9/2012	Approval	Drawing
6007-PLN-ATP-68-71-P200B	Central Plant HTF Distribution - Beta Plant P&ID	Drawing	3	ERD/JTP	GEN-2	3/9/2012	Approval	Drawing
6007-PLN-ATP-68-71-P202A	HTF Circulation Pumps - Alpha Plant P&ID	Drawing	2	ERD/JTP	GEN-2	3/9/2012	Approval	Drawing
6007-PLN-ATP-68-71-P202B	HTF Circulation Pumps - Beta Plant P&ID	Drawing	3	ERD/JTP	GEN-2	3/9/2012	Approval	Drawing
6007-PLN-ATP-68-71-P204C	HTF Expansion System P&ID	Drawing	3	ERD/JTP	GEN-2	3/9/2012	Approval	Drawing
6007-PLN-ATP-68-71-P206C	HTF Overflow System P&ID	Drawing	3	ERD/JTP	GEN-2	3/9/2012	Approval	Drawing
6007-PLN-ATP-68-71-P208C	HTF Ullage Vent System P&ID	Drawing	3	ERD/JTP	GEN-2	3/9/2012	Approval	Drawing
6007-PLN-ATP-68-71-P210C	Nitrogen Generation And Distribution P&ID	Drawing	1	ERD/JTP	GEN-2	3/9/2012	Approval	Drawing
6007-PLN-ATP-68-11-F000C	Solar Field	Drawing	2	WMP/JTP	GEN-2	1/17/2012	Approval	Drawing
6007-PLN-ATP-68-11-F001A	HTF-Alpha Plant	Drawing	2	WMP/JTP	GEN-2	1/17/2012	Approval	Drawing
6007-PLN-ATP-68-11-F001B	HTF-Beta Plant	Drawing	2	WMP/JTP	GEN-2	1/17/2012	Approval	Drawing
6007-PLN-ATP-68-11-F002C	HTF Expansion Vent And Overflow Material Balance Tables	Drawing	2	WMP/JTP	GEN-2	1/17/2012	Approval	Drawing
6007-PLN-ATP-68-11-F003C	HTF Vents and Overflow Material Balance Tables	Drawing	2	WMP/JTP	GEN-2	1/17/2012	Approval	Drawing
6007-PLN-ATP-68-11-F004C	Steam Generation	Drawing	2	WMP/JTP	GEN-2	1/17/2012	Approval	Drawing
6007-PLN-ATP-68-11-F005C	Steam Turbine Generator	Drawing	2	WMP/JTP	GEN-2	1/17/2012	Approval	Drawing
6007-PLN-ATP-68-11-F007C	Water Treatment	Drawing	2	WMP/JTP	GEN-2	1/17/2012	Approval	Drawing
6007-PLN-ATP-68-11-F008C	Water Treatment Material Balance Table	Drawing	1	WMP/JTP	GEN-2	10/19/2011	Approval	Drawing
6007-PLN-ATP-68-11-F009C	Cooling Water System	Drawing	1	WMP/JTP	GEN-2	10/19/2011	Approval	Drawing
0187P-F1-4	Revision Memorandum		1		GEN-2	7/9/2012	Review	

0187P-F1-4 MT-204- HTF Overflo	Structural Calculations		50		GEN-2	7/9/2012	Review	
6007-PLN-PRI-58-52-6101	Alpha Plant MT-204A Cover Sheet	Drawing	1	SO ROBLES TANK IN	GEN-2	7/9/2012	Review	Drawing
6007-PLN-PRI-58-52-6102	Alpha Plant MT-204A Contact UTS/Standard Abbreviations	Drawing	1	SO ROBLES TANK IN	GEN-2	7/9/2012	Review	Drawing
6007-PLN-PRI-58-52-6103	Alpha Plant MT-204A General Welding Information	Drawing	1	SO ROBLES TANK IN	GEN-2	7/9/2012	Review	Drawing
6007-PLN-PRI-58-52-6104	Alpha Plant MT-204A Special Inspections	Drawing	1	SO ROBLES TANK IN	GEN-2	7/9/2012	Review	Drawing
6007-PLN-PRI-58-52-6105	Alpha Plant MT-204A Inspections	Drawing	1	SO ROBLES TANK IN	GEN-2	7/9/2012	Review	Drawing
6007-PLN-PRI-58-52-6106	Alpha Plant MT-204A Anchor Chair Detail	Drawing	1	SO ROBLES TANK IN	GEN-2	7/9/2012	Review	Drawing
6007-PLN-PRI-58-52-6201	Alpha Plant MT-204B Cover Sheet	Drawing	1	SO ROBLES TANK IN	GEN-2	7/9/2012	Review	Drawing
6007-PLN-PRI-58-52-6202	Alpha Plant MT-204B Contact UST/ Standard Abbreviations	Drawing		PASO ROBLES TANK IN	GEN-2	7/9/2012	Review	Drawing
6007-PLN-PRI-58-52-6203	Alpha Plant MT-204B General Welding Information	Drawing		PASO ROBLES TANK IN	GEN-2	7/9/2012	Review	Drawing
6007-PLN-PRI-58-52-6204	Alpha Plant MT-204B Special Inspections	Drawing		PASO ROBLES TANK IN	GEN-2	7/9/2012	Review	Drawing
6007-PLN-PRI-58-52-6205	Alpha Plant MT-204B Foundation	Drawing		PASO ROBLES TANK IN	GEN-2	7/9/2012	Review	Drawing
6007-PLN-PRI-58-52-6206	Alpha Plant MT-204B Anchor Chair Details	Drawing		PASO ROBLES TANK IN	GEN-2	7/9/2012	Review	Drawing
6007-PLN-PRI-58-52-6301	Beta Plant MT-204A Cover Sheet	Drawing		PASO ROBLES TANK IN	GEN-2	7/9/2012	Review	Drawing
6007-PLN-PRI-58-52-6302	Beta Plant MT-204A Contact UST/ Standard Abbreviations	Drawing		PASO ROBLES TANK IN	GEN-2	7/9/2012	Review	Drawing
6007-PLN-PRI-58-52-6303	Beta Plant MT-204A General Welding Information	Drawing		PASO ROBLES TANK IN	GEN-2	7/9/2012	Review	Drawing
6007-PLN-PRI-58-52-6304	Beta Plant MT-204A Special Inspections	Drawing		PASO ROBLES TANK IN	GEN-2	7/9/2012	Review	Drawing
6007-PLN-PRI-58-52-6305	Beta Plant MT-204A Foundation	Drawing		PASO ROBLES TANK IN	GEN-2	7/9/2012	Review	Drawing
6007-PLN-PRI-58-52-6306	Beta Plant MT-204A Anchor Chair Details	Drawing		PASO ROBLES TANK IN	GEN-2	7/9/2012	Review	Drawing
6007-PLN-PRI-58-52-6401	Beta Plant MT-204B Cover Sheet	Drawing		PASO ROBLES TANK IN	GEN-2	7/9/2012	Review	Drawing
6007-PLN-PRI-58-52-6402	Beta Plant MT-204B Contact UST/ Standard Abbreviations	Drawing		PASO ROBLES TANK IN	GEN-2	7/9/2012	Review	Drawing
6007-PLN-PRI-58-52-6403	Beta Plant MT-204B General Welding Information	Drawing		PASO ROBLES TANK IN	GEN-2	7/9/2012	Review	Drawing
6007-PLN-PRI-58-52-6404	Beta Plant MT-204B Special Inspections	Drawing		PASO ROBLES TANK IN	GEN-2	7/9/2012	Review	Drawing
6007-PLN-PRI-58-52-6405	Beta Plant MT-204B Foundation	Drawing		PASO ROBLES TANK IN	GEN-2	7/9/2012	Review	Drawing
6007-PLN-PRI-58-52-6406	Beta Plant MT-204B Anchor Chair Details	Drawing		PASO ROBLES TANK IN	GEN-2	7/9/2012	Review	Drawing
6007-CAL-PRI-39-52-3100	Alpha Plant Structural Calculations	Calculation	3	SO ROBLES TANK IN	GEN-2	7/23/2012	Review	calculation
6007-CAL-PRI-39-52-3200	Beta Plant Structural Calculations	Calculation	3	SO ROBLES TANK IN	GEN-2	7/23/2012	Review	calculation
6007-PLN-PRI-39-52-3101	Alpha Plant MT-444 Foundation Cover Sheet	Drawing	1	SO ROBLES TANK IN	GEN-2	7/20/2012	Review	Drawing
6007-PLN-PRI-39-52-3102	Alpha Plant MT-444 Foundation Contact List/ Standard Abbreviations	Drawing	0	SO ROBLES TANK IN	GEN-2	7/20/2012	Review	Drawing
6007-PLN-PRI-39-52-3103	Alpha Plant MT-444 Foundation General Welding Information	Drawing	0	SO ROBLES TANK IN	GEN-2	7/20/2012	Review	Drawing
6007-PLN-PRI-39-52-3104	Alpha Plant MT-444 Foundation Special Inspections	Drawing	0	SO ROBLES TANK IN	GEN-2	7/20/2012	Review	Drawing
6007-PLN-PRI-39-52-3105	Alpha Plant MT-444 Foundation	Drawing	1	SO ROBLES TANK IN	GEN-2	7/20/2012	Review	Drawing
6007-PLN-PRI-39-52-3106	Alpha Plant MT-444 Foundation Anchor Chair Detail	Drawing	0	SO ROBLES TANK IN	GEN-2	7/20/2012	Review	Drawing
6007-PLN-PRI-39-52-3201	Beta Plant MT-444 Foundation Cover Sheet	Drawing	1	SO ROBLES TANK IN	GEN-2	7/20/2012	Review	Drawing
6007-PLN-PRI-39-52-3202	Beta Plant MT-444 Foundation Contact List/ Standard Abbreviations	Drawing	0	SO ROBLES TANK IN	GEN-2	7/20/2012	Review	Drawing
6007-PLN-PRI-39-52-3203	Beta Plant MT-444 Foundation General Welding Information	Drawing	0	SO ROBLES TANK IN	GEN-2	7/20/2012	Review	Drawing
6007-PLN-PRI-39-52-3204	Beta Plant MT-444 Foundation Special Inspections	Drawing	0	SO ROBLES TANK IN	GEN-2	7/20/2012	Review	Drawing
6007-PLN-PRI-39-52-3205	Beta Plant MT-444 Foundation	Drawing	1	SO ROBLES TANK IN	GEN-2	7/20/2012	Review	Drawing
6007-PLN-PRI-39-52-3206	Beta Plant MT-444 Foundation Anchor Chair Details	Drawing	0	SO ROBLES TANK IN	GEN-2	7/20/2012	Review	Drawing
6007-PLN-AGE-67-52-4000	Alpha Plant Cooling Towerfoundation Phase 1 Cover sheet	Drawing		Vendor	GEN-2		Approval	Drawing
6007-PLN-AGE-67-52-4020	Alpha Plant Cooling Towerfoundation Phase 1 General Notes	Drawing		Vendor	GEN-2		Approval	Drawing
6007-PLN-AGE-67-52-4040	Alpha Plant Cooling Towerfoundation Phase 1 Foundation plan	Drawing		Vendor	GEN-2		Approval	Drawing
6007-PLN-AGE-67-52-4060	Alpha Plant Cooling Towerfoundation Phase 1 Details	Drawing		Vendor	GEN-2		Approval	Drawing
6007-PLN-AGE-67-52-4061	Alpha Plant Cooling Towerfoundation Phase 1 Details	Drawing		Vendor	GEN-2		Approval	Drawing
6007-PLN-AGE-67-52-8000	Beta Plant Cooling Towerfoundation Phase 1 Cover sheet	Drawing		Vendor	GEN-2		Approval	Drawing
6007-PLN-AGE-67-52-8020	Beta Plant Cooling Towerfoundation Phase 1 General Notes	Drawing		Vendor	GEN-2		Approval	Drawing
6007-PLN-AGE-67-52-8040	Beta Plant Cooling Towerfoundation Phase 1 Foundation plan	Drawing		Vendor	GEN-2		Approval	Drawing
6007-PLN-AGE-67-52-8060	Beta Plant Cooling Towerfoundation Phase 1 Details	Drawing		Vendor	GEN-2		Approval	Drawing
6007-PLN-AGE-67-52-8061	Beta Plant Cooling Towerfoundation Phase 1 Details	Drawing		Vendor	GEN-2		Approval	Drawing
6007-CAL-AGE-67-52-4000	Alpha Plant Calculation Report forCooling Tower foundation Phase 1	Calculation		Vendor	GEN-2		Approval	calculation
6007-CAL-AGE-67-52-8000	Beta Plant Calculation Report forCooling Tower foundation Phase 1	Calculation		Vendor	GEN-2		Approval	calculation
6007-PLN-AGE-21-52-2000	Field Alpha Steam GenerationReheaters Foundations.Cover sheet	Drawing		Vendor	GEN-2		Approval	Drawing
6007-PLN-AGE-21-52-2002	Field Alpha Steam GenerationReheaters Foundations. Foundation	Drawing		Vendor	GEN-2		Approval	Drawing
6007-PLN-AGE-21-52-2005	Field Alpha Steam GenerationReheaters Foundations. PiersReinforcement	Drawing		Vendor	GEN-2		Approval	Drawing
6007-PLN-AGE-21-52-2006	Alpha Steam GenerationReheaters Foundations. PipeSupports and ColumnsReinforcement	Drawing		Vendor	GEN-2		Approval	Drawing
6007-PLN-AGE-21-52-2007	Field Alpha Steam GenerationReheaters Foundations. ProcessWater Drainage	Drawing		Vendor	GEN-2		Approval	Drawing
6007-PLN-AGE-21-52-2008	Field Alpha Steam GenerationReheaters Foundations. PiersDetails	Drawing		Vendor	GEN-2		Approval	Drawing
6007-PLN-AGE-21-52-2009	Field Alpha Steam GenerationReheaters Foundations. PipeSupportsand Columns Details	Drawing		Vendor	GEN-2		Approval	Drawing
6007-PLN-AGE-21-52-6000	Field Beta Steam GenerationReheaters Foundations.Cover sheet	Drawing		Vendor	GEN-2		Approval	Drawing
6007-PLN-AGE-21-52-6002	Field Beta Steam GenerationReheaters Foundations. Foundation	Drawing		Vendor	GEN-2		Approval	Drawing
6007-PLN-AGE-21-52-6005	Field Beta Steam GenerationReheaters Foundations. PiersReinforcement	Drawing		Vendor	GEN-2		Approval	Drawing
6007-PLN-AGE-21-52-6006	d Beta Steam GenerationReheaters Foundations. PipeSupports and ColumnsReinforcement	Drawing		Vendor	GEN-2		Approval	Drawing
6007-PLN-AGE-21-52-6007	Field Beta Steam GenerationReheaters Foundations. ProcessWater Drainage	Drawing		Vendor	GEN-2		Approval	Drawing
6007-PLN-AGE-21-52-6008	Field Alpha Steam GenerationReheaters Foundations. Details	Drawing		Vendor	GEN-2		Approval	Drawing
6007-PLN-AGE-21-52-6009	Field Alpha Steam GenerationReheaters Foundations. PipeSupportsand Columns Details	Drawing		Vendor	GEN-2		Approval	Drawing
6007-PLN-ATP-00-50-S001	Steam Generation AreaReheaters Foundations –General Civil and Structural Notes	Drawing		Vendor	GEN-2		Approval	Drawing
6007-PLN-PRI-39-52-1101	COVER SHEET	Drawing		Vendor	GEN-2		Approval	Drawing
6007-PLN-PRI-39-52-1102	CONTACT LIST/STANDARDABBREVIATIONS	Drawing		Vendor	GEN-2		Approval	Drawing
6007-PLN-PRI-39-52-1103	GENERAL WELDING INFORMATION	Drawing		Vendor	GEN-2		Approval	Drawing
6007-PLN-PRI-39-52-1104	SPECIAL INSPECTION	Drawing		Vendor	GEN-2		Approval	Drawing
6007-PLN-PRI-39-52-1105	FOUNDATION	Drawing		Vendor	GEN-2		Approval	Drawing
6007-PLN-PRI-39-52-1106	ANCHOR CHAIR DETAILS	Drawing		Vendor	GEN-2		Approval	Drawing
6007-PLN-PRI-39-52-1201	COVER SHEET	Drawing		Vendor	GEN-2		Approval	Drawing
6007-PLN-PRI-39-52-1202	CONTACT LIST/STANDARDABBREVIATIONS	Drawing		Vendor	GEN-2		Approval	Drawing
6007-PLN-PRI-39-52-1203	GENERAL WELDING INFORMATION	Drawing		Vendor	GEN-2		Approval	Drawing
6007-PLN-PRI-39-52-1204	SPECIAL INSPECTION	Drawing		Vendor	GEN-2		Approval	Drawing
6007-PLN-PRI-39-52-1205	FOUNDATION	Drawing		Vendor	GEN-2		Approval	Drawing
6007-PLN-PRI-39-52-1206	ANCHOR CHAIR DETAILS	Drawing		Vendor	GEN-2		Approval	Drawing
6007-PLN-PRI-58-52-6101	ALPHA PLANT MT-204A COVER SHEET	Drawing		Vendor	GEN-2		Approval	Drawing
6007-PLN-PRI-58-52-6102	ALPHA PLANT MT-204A CONTACT UST STANDARD ABBREVIATIONS	Drawing		Vendor	GEN-2		Approval	Drawing
6007-PLN-PRI-58-52-6103	ALPHA PLANT MT-204A GENERALWELDING INFORMATION	Drawing		Vendor	GEN-2		Approval	Drawing
6007-PLN-PRI-58-52-6104	ALPHA PLANT MT-204A SPECIALINSPECTIONS	Drawing		Vendor	GEN-2		Approval	Drawing
6007-PLN-PRI-58-52-6105	ALPHA PLANT MT-204A FOUNDATION	Drawing		Vendor	GEN-2		Approval	Drawing
6007-PLN-PRI-58-52-6106	ALPHA PLANT MT-204A ANCHOR CHAIRDETAILS	Drawing		Vendor	GEN-2		Approval	Drawing
6007-PLN-PRI-58-52-6201	ALPHA PLANT MT-204B COVER SHEET	Drawing		Vendor	GEN-2		Approval	Drawing
6007-PLN-PRI-58-52-6202	ALPHA PLANT MT-204B CONTACT UST /STANDARD ABBREVIATIONS	Drawing		Vendor	GEN-2		Approval	Drawing
6007-PLN-PRI-58-52-6203	ALPHA PLANT MT-204B GENERALWELDING INFORMATION	Drawing		Vendor	GEN-2		Approval	Drawing
6007-PLN-PRI-58-52-6204	ALPHA PLANT MT-204B SPECIALINSPECTIONS	Drawing		Vendor	GEN-2		Approval	Drawing
6007-PLN-PRI-58-52-6205	ALPHA PLANT MT-204B FOUNDATION	Drawing		Vendor	GEN-2		Approval	Drawing
6007-PLN-PRI-58-52-6206	ALPHA PLANT MT-204B ANCHOR CHAIRDETAILS	Drawing		Vendor	GEN-2		Approval	Drawing
6007-PLN-PRI-58-52-6301	BETA PLANT MT-204A COVER SHEET	Drawing		Vendor	GEN-2		Approval	Drawing
6007-PLN-PRI-58-52-6302	BETA PLANT MT-204A CONTACT UST /STANDARD ABBREVIATIONS	Drawing		Vendor	GEN-2		Approval	Drawing
6007-PLN-PRI-58-52-6303	BETA PLANT MT-204A GENERALWELDING INFORMATION	Drawing		Vendor	GEN-2		Approval	Drawing
6007-PLN-PRI-58-52-6304	BETA PLANT MT-204A SPECIALINSPECTIONS	Drawing		Vendor	GEN-2		Approval	Drawing
6007-PLN-PRI-58-52-6305	BETA PLANT MT-204A FOUNDATION	Drawing		Vendor	GEN-2		Approval	Drawing
6007-PLN-PRI-58-52-6306	BETA PLANT MT-204A ANCHOR CHAIRDETAILS	Drawing		Vendor	GEN-2		Approval	Drawing
6007-PLN-PRI-58-52-6401	BETA PLANT MT-204B COVER SHEET	Drawing		Vendor	GEN-2		Approval	Drawing
6007-PLN-PRI-58-52-6402	BETA PLANT MT-204B CONTACT UST STANDARD ABBREVIATIONS	Drawing		Vendor	GEN-2		Approval	Drawing
6007-PLN-PRI-58-52-6403	BETA PLANT MT-204B GENERALWELDING INFORMATION	Drawing		Vendor	GEN-2		Approval	Drawing
6007-PLN-PRI-58-52-6404	BETA PLANT MT-204B SPECIALINSPECTIONS	Drawing		Vendor	GEN-2		Approval	Drawing
6007-PLN-PRI-58-52-6405	BETA PLANT MT-204B FOUNDATION	Drawing		Vendor	GEN-2		Approval	Drawing
6007-PLN-PRI-58-52-6406	BETA PLANT MT-204B ANCHOR CHAIRDETAILS	Drawing		Vendor	GEN-2		Approval	Drawing
6007-PLN-PRI-39-52-1101	COVER SHEET	Drawing		Vendor	GEN-2		Approval	Drawing

6007-PLN-PRI-39-52-1102	CONTACT LIST/STANDARDABBREVIATIONS	Drawing		Vendor	GEN-2		Approval	Drawing
6007-PLN-PRI-39-52-1103	GENERAL WELDING INFORMATION	Drawing		Vendor	GEN-2		Approval	Drawing
6007-PLN-PRI-39-52-1104	SPECIAL INSPECTION	Drawing		Vendor	GEN-2		Approval	Drawing
6007-PLN-PRI-39-52-1105	FOUNDATION	Drawing		Vendor	GEN-2		Approval	Drawing
6007-PLN-PRI-39-52-1106	ANCHOR CHAIR DETAILS	Drawing		Vendor	GEN-2		Approval	Drawing
6007-PLN-PRI-39-52-1201	COVER SHEET	Drawing		Vendor	GEN-2		Approval	Drawing
6007-PLN-PRI-39-52-1202	CONTACT LIST/STANDARDABBREVIATIONS	Drawing		Vendor	GEN-2		Approval	Drawing
6007-PLN-PRI-39-52-1203	GENERAL WELDING INFORMATION	Drawing		Vendor	GEN-2		Approval	Drawing
6007-PLN-PRI-39-52-1204	SPECIAL INSPECTION	Drawing		Vendor	GEN-2		Approval	Drawing
6007-PLN-PRI-39-52-1205	FOUNDATION	Drawing		Vendor	GEN-2		Approval	Drawing
6007-PLN-PRI-39-52-1206	ANCHOR CHAIR DETAILS	Drawing		Vendor	GEN-2		Approval	Drawing
6007-CAL-PRI-39-52-2100	MT -424 Cooling Tower Blow down alpha plant structural Calculations	Calculation	3	Vendor	GEN-2		Approval	calculation
6007-CAL-PRI-39-52-2200	MT -424 Cooling Tower Blow down Beta plant structural Calculations	Calculation	3	Vendor	GEN-2		Approval	calculation
6007-PLN-PRI-39-52-2101	Alpha Plant - Foundation Cooling Tower Blow Down A-MT-424 Cover Sheet	Drawing	1	Vendor	GEN-2		Approval	Drawing
6007-PLN-PRI-39-52-2102	Alpha Plant - Foundation Cooling Tower Blow Down A-MT-424 Contact list	Drawing	0	Vendor	GEN-2		Approval	Drawing
6007-PLN-PRI-39-52-2103	Alpha Plant - Foundation Cooling Tower Blow Down A-MT-424 General Welding Information	Drawing	0	Vendor	GEN-2		Approval	Drawing
6007-PLN-PRI-39-52-2104	Alpha Plant - Foundation Cooling Tower Blow Down A-MT-424 Special Inspection	Drawing	1	Vendor	GEN-2		Approval	Drawing
6007-PLN-PRI-39-52-2105	Alpha Plant - Foundation Cooling Tower Blow Down A-MT-424 Foundation	Drawing	1	Vendor	GEN-2		Approval	Drawing
6007-PLN-PRI-39-52-2106	Alpha Plant - Foundation Cooling Tower Blow Down A-MT-424 Anchor Chair Detail	Drawing	0	Vendor	GEN-2		Approval	Drawing
6007-PLN-PRI-39-52-2201	Beta Plant- Foundation Cooling Tower Blow Down B-MT-242 Cover Sheet	Drawing	1	Vendor	GEN-2		Approval	Drawing
6007-PLN-PRI-39-52-2202	eta Plant- Foundation Cooling Tower Blow Down B-MT-242 Contact List/Standard Abbreviatior	Drawing	0	Vendor	GEN-2		Approval	Drawing
6007-PLN-PRI-39-52-2203	Beta Plant- Foundation Cooling Tower Blow Down B-MT-242 General Welding Information	Drawing	0	Vendor	GEN-2		Approval	Drawing
6007-PLN-PRI-39-52-2204	Beta Plant- Foundation Cooling Tower Blow Down B-MT-242 Special Inspection	Drawing	1	Vendor	GEN-2		Approval	Drawing
6007-PLN-PRI-39-52-2205	Beta Plant- Foundation Cooling Tower Blow Down B-MT-242 Foundation	Drawing	1	Vendor	GEN-2		Approval	Drawing
6007-PLN-PRI-39-52-2206	Beta Plant- Foundation Cooling Tower Blow Down B-MT-242 Anchor Chair Detail	Drawing	0	Vendor	GEN-2		Approval	Drawing
6007-INF-PRI-39-52-1001	0187P-A1&2-MT-402 Foundation Grout Memo (DS 08-22-12)		0	Vendor	GEN-2	8/22/2012	Approval	Report
6007-INF-PRI-39-52-3001	0187P-A1&2-MT-444 Foundation Grout Memo (DS 08-22-12)		0	Vendor	GEN-2	8/22/2012	Approval	Report
6007-PLN-PRI-39-52-2201	Beta Plant- Foundation- Cooling Tower Blow Down B-MT-424 Cover Sheet	Drawing	2	Vendor	GEN-2	8/24/2012	Approval	Drawing
6007-PLN-PRI-39-52-2205	Beta Plant- Foundation- Cooling Tower Blow Down B-MT-424 Foundation	Drawing	2	Vendor	GEN-2	8/24/2012	Approval	Drawing
6007-PRI-PLN-39-62-3101	MT-444 Alpha Cover Sheet	Drawing	2	Vendor	GEN-2	8/28/2012	Approval	Drawing
6007-PRI-PLN-39-62-3102	Contact List/Standard Abbreviations	Drawing	0	Vendor	GEN-2	8/28/2012	Approval	Drawing
6007-PRI-PLN-39-62-3103	General Welding Information	Drawing	0	Vendor	GEN-2	8/28/2012	Approval	Drawing
6007-PRI-PLN-39-62-3104	Special Inspections	Drawing	0	Vendor	GEN-2	8/28/2012	Approval	Drawing
6007-PRI-PLN-39-62-3105	Orientation	Drawing	2	Vendor	GEN-2	8/28/2012	Approval	Drawing
6007-PRI-PLN-39-62-3106	Annular Layout	Drawing	0	Vendor	GEN-2	8/28/2012	Approval	Drawing
6007-PRI-PLN-39-62-3107	Floor Layout	Drawing	0	Vendor	GEN-2	8/28/2012	Approval	Drawing
6007-PRI-PLN-39-62-3108	Shell Details	Drawing	0	Vendor	GEN-2	8/28/2012	Approval	Drawing
6007-PRI-PLN-39-62-3109	Shell Layout	Drawing	2	Vendor	GEN-2	8/28/2012	Approval	Drawing
6007-PRI-PLN-39-62-3110	Welder Identification	Drawing	0	Vendor	GEN-2	8/28/2012	Approval	Drawing
6007-PRI-PLN-39-62-3111	Center Support Column	Drawing	0	Vendor	GEN-2	8/28/2012	Approval	Drawing
6007-PRI-PLN-39-62-3112	Roof Layout	Drawing	1	Vendor	GEN-2	8/28/2012	Approval	Drawing
6007-PRI-PLN-39-62-3113	Internal Rafter Layout	Drawing	1	Vendor	GEN-2	8/28/2012	Approval	Drawing
6007-PRI-PLN-39-62-3114	Shell Nozzle Schedule	Drawing	2	Vendor	GEN-2	8/28/2012	Approval	Drawing
6007-PRI-PLN-39-62-3115	Roof Nozzle Schedule	Drawing	2	Vendor	GEN-2	8/28/2012	Approval	Drawing
6007-PRI-PLN-39-62-3116	20" Overflow	Drawing	1	Vendor	GEN-2	8/28/2012	Approval	Drawing
6007-PRI-PLN-39-62-3117	8" Pump Recycle	Drawing	1	Vendor	GEN-2	8/28/2012	Approval	Drawing
6007-PRI-PLN-39-62-3118	36" Multi-Bolt Shell Manway	Drawing	0	Vendor	GEN-2	8/28/2012	Approval	Drawing
6007-PRI-PLN-39-62-3119	Nameplate Detail	Drawing	0	Vendor	GEN-2	8/28/2012	Approval	Drawing
6007-PRI-PLN-39-62-3120	30" Roof Manway	Drawing	0	Vendor	GEN-2	8/28/2012	Approval	Drawing
6007-PRI-PLN-39-62-3121	20" Gooseneck Vent	Drawing	0	Vendor	GEN-2	8/28/2012	Approval	Drawing
6007-PRI-PLN-39-62-3122	Exterior Ladder	Drawing	0	Vendor	GEN-2	8/28/2012	Approval	Drawing
6007-PRI-PLN-39-62-3123	Roof Handrail	Drawing	0	Vendor	GEN-2	8/28/2012	Approval	Drawing
6007-PRI-PLN-39-62-3124	Grounding Lug	Drawing	0	Vendor	GEN-2	8/28/2012	Approval	Drawing
6007-PRI-PLN-39-62-3125	Pipe Supports	Drawing	2	Vendor	GEN-2	8/28/2012	Approval	Drawing
6007-PRI-PLN-39-62-3201	MT-444 Beta Cover Sheet	Drawing	2	Vendor	GEN-2	8/28/2012	Approval	Drawing
6007-PRI-PLN-39-62-3202	Contact List/Standard Abbreviations	Drawing	0	Vendor	GEN-2	8/28/2012	Approval	Drawing
6007-PRI-PLN-39-62-3203	General Welding Information	Drawing	0	Vendor	GEN-2	8/28/2012	Approval	Drawing
6007-PRI-PLN-39-62-3204	Special Inspections	Drawing	0	Vendor	GEN-2	8/28/2012	Approval	Drawing
6007-PRI-PLN-39-62-3205	Orientation	Drawing	2	Vendor	GEN-2	8/28/2012	Approval	Drawing
6007-PRI-PLN-39-62-3206	Annular Layout	Drawing	0	Vendor	GEN-2	8/28/2012	Approval	Drawing
6007-PRI-PLN-39-62-3207	Floor Layout	Drawing	0	Vendor	GEN-2	8/28/2012	Approval	Drawing
6007-PRI-PLN-39-62-3208	Shell Details	Drawing	0	Vendor	GEN-2	8/28/2012	Approval	Drawing
6007-PRI-PLN-39-62-3209	Shell Layout	Drawing	2	Vendor	GEN-2	8/28/2012	Approval	Drawing
6007-PRI-PLN-39-62-3210	Welder Identification	Drawing	0	Vendor	GEN-2	8/28/2012	Approval	Drawing
6007-PRI-PLN-39-62-3211	Center Support Column	Drawing	0	Vendor	GEN-2	8/28/2012	Approval	Drawing
6007-PRI-PLN-39-62-3212	Roof Layout	Drawing	1	Vendor	GEN-2	8/28/2012	Approval	Drawing
6007-PRI-PLN-39-62-3213	Internal Rafter Layout	Drawing	1	Vendor	GEN-2	8/28/2012	Approval	Drawing
6007-PRI-PLN-39-62-3214	Shell Nozzle Schedule	Drawing	2	Vendor	GEN-2	8/28/2012	Approval	Drawing
6007-PRI-PLN-39-62-3215	Roof Nozzle Schedule	Drawing	2	Vendor	GEN-2	8/28/2012	Approval	Drawing
6007-PRI-PLN-39-62-3216	20" Overflow	Drawing	1	Vendor	GEN-2	8/28/2012	Approval	Drawing
6007-PRI-PLN-39-62-3217	8" Pump Recycle	Drawing	1	Vendor	GEN-2	8/28/2012	Approval	Drawing
6007-PRI-PLN-39-62-3218	36" Multi-Bolt Shell Manway	Drawing	0	Vendor	GEN-2	8/28/2012	Approval	Drawing
6007-PRI-PLN-39-62-3219	Nameplate Detail	Drawing	0	Vendor	GEN-2	8/28/2012	Approval	Drawing
6007-PRI-PLN-39-62-3220	30" Roof Manway	Drawing	0	Vendor	GEN-2	8/28/2012	Approval	Drawing
6007-PRI-PLN-39-62-3221	20" Gooseneck Vent	Drawing	0	Vendor	GEN-2	8/28/2012	Approval	Drawing
6007-PRI-PLN-39-62-3222	Exterior Ladder	Drawing	0	Vendor	GEN-2	8/28/2012	Approval	Drawing
6007-PRI-PLN-39-62-3223	Roof Handrail	Drawing	0	Vendor	GEN-2	8/28/2012	Approval	Drawing
6007-PRI-PLN-39-62-3224	Grounding Lug	Drawing	0	Vendor	GEN-2	8/28/2012	Approval	Drawing
6007-PRI-PLN-39-62-3225	Pipe Supports	Drawing	2	Vendor	GEN-2	8/28/2012	Approval	Drawing
6007-PLN-PRI-39-52-4101	A-MT-451 Foundation Cover Sheet	Drawing	1	Vendor	GEN-2	9/5/2012	Approval	Drawing
6007-PLN-PRI-39-52-4102	Contact List / Standard Abbreviations	Drawing	0	Vendor	GEN-2	9/5/2012	Approval	Drawing
6007-PLN-PRI-39-52-4103	General Welding Information	Drawing	0	Vendor	GEN-2	9/5/2012	Approval	Drawing
6007-PLN-PRI-39-52-4104	Special Inspections	Drawing	1	Vendor	GEN-2	9/5/2012	Approval	Drawing
6007-PLN-PRI-39-52-4105	Foundation	Drawing	1	Vendor	GEN-2	9/5/2012	Approval	Drawing
6007-PLN-PRI-39-52-4106	Anchor Chair Detail	Drawing	0	Vendor	GEN-2	9/5/2012	Approval	Drawing
6007-VAR-PRI-ATP-4100	Response to BV comments on MT-451 Foundations		0	Vendor	GEN-2	9/5/2012	Approval	
6007-PLN-PRI-39-52-4201	B-MT-451 Foundation Cover Sheet	Drawing	1	Vendor	GEN-2	9/5/2012	Approval	Drawing
6007-PLN-PRI-39-52-4202	Contact List / Standard Abbreviations	Drawing	0	Vendor	GEN-2	9/5/2012	Approval	Drawing
6007-PLN-PRI-39-52-4203	General Welding Information	Drawing	0	Vendor	GEN-2	9/5/2012	Approval	Drawing
6007-PLN-PRI-39-52-4204	Special Inspections	Drawing	1	Vendor	GEN-2	9/5/2012	Approval	Drawing
6007-PLN-PRI-39-52-4205	Foundation	Drawing	1	Vendor	GEN-2	9/5/2012	Approval	Drawing
6007-PLN-PRI-39-52-4206	Anchor Chair Detail	Drawing	0	Vendor	GEN-2	9/5/2012	Approval	Drawing
6007-PLN-PRI-39-52-5101	A-MT-453 Foundation Cover Sheet	Drawing	1	Vendor	GEN-2	9/5/2012	Approval	Drawing
6007-PLN-PRI-39-52-5102	Contact List / Standard Abbreviations	Drawing	0	Vendor	GEN-2	9/5/2012	Approval	Drawing
6007-PLN-PRI-39-52-5103	General Welding Information	Drawing	0	Vendor	GEN-2	9/5/2012	Approval	Drawing
6007-PLN-PRI-39-52-5104	Special Inspections	Drawing	1	Vendor	GEN-2	9/5/2012	Approval	Drawing
6007-PLN-PRI-39-52-5105	Foundation	Drawing	1	Vendor	GEN-2	9/5/2012	Approval	Drawing
6007-PLN-PRI-39-52-5106	Anchor Chair Detail	Drawing	0	Vendor	GEN-2	9/5/2012	Approval	Drawing
6007-VAR-PRI-ATP-5100	Responses to BV comments for MT-453 Foundations		0	Vendor	GEN-2	9/5/2012	Approval	
6007-PLN-PRI-39-52-5201	B-MT-453 Foundation Cover Sheet	Drawing	1	Vendor	GEN-2	9/5/2012	Approval	Drawing
6007-PLN-PRI-39-52-5202	Contact List / Standard Abbreviations	Drawing	0	Vendor	GEN-2	9/5/2012	Approval	Drawing
6007-PLN-PRI-39-52-5203	General Welding Information	Drawing	0	Vendor	GEN-2	9/5/2012	Approval	Drawing
6007-PLN-PRI-39-52-5204	Special Inspections	Drawing	1	Vendor	GEN-2	9/5/2012	Approval	Drawing

6007-PLN-PRI-39-52-5205	Foundation	Drawing	1	Vendor	GEN-2	9/5/2012	Approval	Drawing
6007-PLN-PRI-39-52-5206	Anchor Chair Detail	Drawing	0	Vendor	GEN-2	9/5/2012	Approval	Drawing
6007-CAL-PRI-39-52-5100	A-MT-453 Structural Calculations	Calculation	4	Vendor	GEN-2	9/5/2012	Approval	calculation
6007-CAL-PRI-39-52-5200	B-MT-453 Structural Calculations	Calculation	4	Vendor	GEN-2	9/5/2012	Approval	calculation
6007-PRI-PLN-39-62-3101	MT-444 Alpha Cover Sheet	Drawing	2	Vendor	GEN-2	08.24.12	Approval	Drawing
6007-PRI-PLN-39-62-3102	Contact List/Standard Abbreviations	Drawing	0	Vendor	GEN-2	08.03.12	Approval	Drawing
6007-PRI-PLN-39-62-3103	General Welding Information	Drawing	0	Vendor	GEN-2	08.03.12	Approval	Drawing
6007-PRI-PLN-39-62-3104	Special Inspections	Drawing	0	Vendor	GEN-2	08.03.12	Approval	Drawing
6007-PRI-PLN-39-62-3105	Orientation	Drawing	2	Vendor	GEN-2	08.24.12	Approval	Drawing
6007-PRI-PLN-39-62-3106	Annular Layout	Drawing	0	Vendor	GEN-2	08.03.12	Approval	Drawing
6007-PRI-PLN-39-62-3107	Floor Layout	Drawing	0	Vendor	GEN-2	08.03.12	Approval	Drawing
6007-PRI-PLN-39-62-3108	Shell Details	Drawing	0	Vendor	GEN-2	08.03.12	Approval	Drawing
6007-PRI-PLN-39-62-3109	Shell Layout	Drawing	2	Vendor	GEN-2	08.24.12	Approval	Drawing
6007-PRI-PLN-39-62-3110	Welder Identification	Drawing	0	Vendor	GEN-2	08.03.12	Approval	Drawing
6007-PRI-PLN-39-62-3111	Center Support Column	Drawing	0	Vendor	GEN-2	08.03.12	Approval	Drawing
6007-PRI-PLN-39-62-3112	Roof Layout	Drawing	1	Vendor	GEN-2	08.03.12	Approval	Drawing
6007-PRI-PLN-39-62-3113	Internal Rafter Layout	Drawing	1	Vendor	GEN-2	08.03.12	Approval	Drawing
6007-PRI-PLN-39-62-3114	Shell Nozzle Schedule	Drawing	2	Vendor	GEN-2	08.24.12	Approval	Drawing
6007-PRI-PLN-39-62-3115	Roof Nozzle Schedule	Drawing	2	Vendor	GEN-2	08.24.12	Approval	Drawing
6007-PRI-PLN-39-62-3116	20" Overflow	Drawing	1	Vendor	GEN-2	08.03.12	Approval	Drawing
6007-PRI-PLN-39-62-3117	8" Pump Recycle	Drawing	1	Vendor	GEN-2	08.03.12	Approval	Drawing
6007-PRI-PLN-39-62-3118	36" Multi-Bolt Shell Manway	Drawing	0	Vendor	GEN-2	08.03.12	Approval	Drawing
6007-PRI-PLN-39-62-3119	Nameplate Detail	Drawing	0	Vendor	GEN-2	08.03.12	Approval	Drawing
6007-PRI-PLN-39-62-3120	30" Roof Manway	Drawing	0	Vendor	GEN-2	08.03.12	Approval	Drawing
6007-PRI-PLN-39-62-3121	20" Gooseneck Vent	Drawing	0	Vendor	GEN-2	08.03.12	Approval	Drawing
6007-PRI-PLN-39-62-3122	Exterior Ladder	Drawing	0	Vendor	GEN-2	08.03.12	Approval	Drawing
6007-PRI-PLN-39-62-3123	Roof Handrail	Drawing	0	Vendor	GEN-2	08.03.12	Approval	Drawing
6007-PRI-PLN-39-62-3124	Grounding Lug	Drawing	0	Vendor	GEN-2	08.03.12	Approval	Drawing
6007-PRI-PLN-39-62-3125	Pipe Supports	Drawing	2	Vendor	GEN-2	08.24.12	Approval	Drawing
6007-PRI-PLN-39-62-3201	MT-444 Beta Cover Sheet	Drawing	2	Vendor	GEN-2	08.24.12	Approval	Drawing
6007-PRI-PLN-39-62-3202	Contact List/Standard Abbreviations	Drawing	0	Vendor	GEN-2	08.03.12	Approval	Drawing
6007-PRI-PLN-39-62-3203	General Welding Information	Drawing	0	Vendor	GEN-2	08.03.12	Approval	Drawing
6007-PRI-PLN-39-62-3204	Special Inspections	Drawing	0	Vendor	GEN-2	08.03.12	Approval	Drawing
6007-PRI-PLN-39-62-3205	Orientation	Drawing	2	Vendor	GEN-2	08.24.12	Approval	Drawing
6007-PRI-PLN-39-62-3206	Annular Layout	Drawing	0	Vendor	GEN-2	08.03.12	Approval	Drawing
6007-PRI-PLN-39-62-3207	Floor Layout	Drawing	0	Vendor	GEN-2	08.03.12	Approval	Drawing
6007-PRI-PLN-39-62-3208	Shell Details	Drawing	0	Vendor	GEN-2	08.03.12	Approval	Drawing
6007-PRI-PLN-39-62-3209	Shell Layout	Drawing	2	Vendor	GEN-2	08.24.12	Approval	Drawing
6007-PRI-PLN-39-62-3210	Welder Identification	Drawing	0	Vendor	GEN-2	08.03.12	Approval	Drawing
6007-PRI-PLN-39-62-3211	Center Support Column	Drawing	0	Vendor	GEN-2	08.03.12	Approval	Drawing
6007-PRI-PLN-39-62-3212	Roof Layout	Drawing	1	Vendor	GEN-2	08.03.12	Approval	Drawing
6007-PRI-PLN-39-62-3213	Internal Rafter Layout	Drawing	1	Vendor	GEN-2	08.03.12	Approval	Drawing
6007-PRI-PLN-39-62-3214	Shell Nozzle Schedule	Drawing	2	Vendor	GEN-2	08.24.12	Approval	Drawing
6007-PRI-PLN-39-62-3215	Roof Nozzle Schedule	Drawing	2	Vendor	GEN-2	08.24.12	Approval	Drawing
6007-PRI-PLN-39-62-3216	20" Overflow	Drawing	1	Vendor	GEN-2	08.03.12	Approval	Drawing
6007-PRI-PLN-39-62-3217	8" Pump Recycle	Drawing	1	Vendor	GEN-2	08.03.12	Approval	Drawing
6007-PRI-PLN-39-62-3218	36" Multi-Bolt Shell Manway	Drawing	0	Vendor	GEN-2	08.03.12	Approval	Drawing
6007-PRI-PLN-39-62-3219	Nameplate Detail	Drawing	0	Vendor	GEN-2	08.03.12	Approval	Drawing
6007-PRI-PLN-39-62-3220	30" Roof Manway	Drawing	0	Vendor	GEN-2	08.03.12	Approval	Drawing
6007-PRI-PLN-39-62-3221	20" Gooseneck Vent	Drawing	0	Vendor	GEN-2	08.03.12	Approval	Drawing
6007-PRI-PLN-39-62-3222	Exterior Ladder	Drawing	0	Vendor	GEN-2	08.03.12	Approval	Drawing
6007-PRI-PLN-39-62-3223	Roof Handrail	Drawing	0	Vendor	GEN-2	08.03.12	Approval	Drawing
6007-PRI-PLN-39-62-3224	Grounding Lug	Drawing	0	Vendor	GEN-2	08.03.12	Approval	Drawing
6007-PRI-PLN-39-62-3225	Pipe Supports	Drawing	2	Vendor	GEN-2	08.24.12	Approval	Drawing
0187P-C1&2 - MT-444 Response	Response Memo	Spec		Vendor	GEN-2	9/5/2012	Approval	Spec
6007-PLN-PRI-39-62-1120	Ø 10" PUMP RECYCLE	Drawing	6	Vendor	GEN-2	9/7/2012	Approval	Drawing
6007-PLN-PRI-39-62-1220	Ø 10" PUMP RECYCLE	Drawing	6	Vendor	GEN-2	9/7/2012	Approval	Drawing
0187P-A1&2 - MT-402 Tank Draw	Cover Letter	Drawing	0	Vendor	GEN-2	9/7/2012	Approval	
6007-PRI-PLN-39-62-2101	MT-424 Alpha Cover Sheet	Drawing	2	Vendor	GEN-2	9/5/2012	Approval	Drawing
6007-PRI-PLN-39-62-2102	Contact List/Standard Abbreviations	Drawing	0	Vendor	GEN-2	9/5/2012	Approval	Drawing
6007-PRI-PLN-39-62-2103	General Welding Information	Drawing	0	Vendor	GEN-2	9/5/2012	Approval	Drawing
6007-PRI-PLN-39-62-2104	Special Inspections	Drawing	0	Vendor	GEN-2	9/5/2012	Approval	Drawing
6007-PRI-PLN-39-62-2105	Orientation	Drawing	2	Vendor	GEN-2	9/5/2012	Approval	Drawing
6007-PRI-PLN-39-62-2106	Floor Layout	Drawing	0	Vendor	GEN-2	9/5/2012	Approval	Drawing
6007-PRI-PLN-39-62-2107	Shell Details	Drawing	0	Vendor	GEN-2	9/5/2012	Approval	Drawing
6007-PRI-PLN-39-62-2108	Shell Layout	Drawing	2	Vendor	GEN-2	9/5/2012	Approval	Drawing
6007-PRI-PLN-39-62-2109	Welder Identification	Drawing	0	Vendor	GEN-2	9/5/2012	Approval	Drawing
6007-PRI-PLN-39-62-2110	Center Support Column	Drawing	0	Vendor	GEN-2	9/5/2012	Approval	Drawing
6007-PRI-PLN-39-62-2111	Roof Layout	Drawing	1	Vendor	GEN-2	9/5/2012	Approval	Drawing
6007-PRI-PLN-39-62-2112	Internal Rafter Layout	Drawing	1	Vendor	GEN-2	9/5/2012	Approval	Drawing
6007-PRI-PLN-39-62-2113	Shell Nozzle Schedule	Drawing	2	Vendor	GEN-2	9/5/2012	Approval	Drawing
6007-PRI-PLN-39-62-2114	Roof Nozzle Schedule	Drawing	1	Vendor	GEN-2	9/5/2012	Approval	Drawing
6007-PRI-PLN-39-62-2115	⌀ 8" Overflow	Drawing	0	Vendor	GEN-2	9/5/2012	Approval	Drawing
6007-PRI-PLN-39-62-2116	⌀ 36" Multi-Bolt Shell Manway	Drawing	0	Vendor	GEN-2	9/5/2012	Approval	Drawing
6007-PRI-PLN-39-62-2117	Nameplate Detail	Drawing	0	Vendor	GEN-2	9/5/2012	Approval	Drawing
6007-PRI-PLN-39-62-2118	⌀ 30" Roof Manway	Drawing	0	Vendor	GEN-2	9/5/2012	Approval	Drawing
6007-PRI-PLN-39-62-2119	⌀ 10" Gooseneck Vent	Drawing	0	Vendor	GEN-2	9/5/2012	Approval	Drawing
6007-PRI-PLN-39-62-2120	Exterior Ladder	Drawing	0	Vendor	GEN-2	9/5/2012	Approval	Drawing
6007-PRI-PLN-39-62-2121	Roof Handrail	Drawing	0	Vendor	GEN-2	9/5/2012	Approval	Drawing
6007-PRI-PLN-39-62-2122	Grounding Lug & Shell Repad	Drawing	2	Vendor	GEN-2	9/5/2012	Approval	Drawing
6007-PRI-PLN-39-62-2201	MT-424 Beta Cover Sheet	Drawing	2	Vendor	GEN-2	9/5/2012	Approval	Drawing
6007-PRI-PLN-39-62-2202	Contact List/Standard Abbreviations	Drawing	0	Vendor	GEN-2	9/5/2012	Approval	Drawing
6007-PRI-PLN-39-62-2203	General Welding Information	Drawing	0	Vendor	GEN-2	9/5/2012	Approval	Drawing
6007-PRI-PLN-39-62-2204	Special Inspections	Drawing	0	Vendor	GEN-2	9/5/2012	Approval	Drawing
6007-PRI-PLN-39-62-2205	Orientation	Drawing	2	Vendor	GEN-2	9/5/2012	Approval	Drawing
6007-PRI-PLN-39-62-2206	Floor Layout	Drawing	0	Vendor	GEN-2	9/5/2012	Approval	Drawing
6007-PRI-PLN-39-62-2207	Shell Details	Drawing	0	Vendor	GEN-2	9/5/2012	Approval	Drawing
6007-PRI-PLN-39-62-2208	Shell Layout	Drawing	2	Vendor	GEN-2	9/5/2012	Approval	Drawing
6007-PRI-PLN-39-62-2209	Welder Identification	Drawing	0	Vendor	GEN-2	9/5/2012	Approval	Drawing
6007-PRI-PLN-39-62-2210	Center Support Column	Drawing	0	Vendor	GEN-2	9/5/2012	Approval	Drawing
6007-PRI-PLN-39-62-2211	Roof Layout	Drawing	1	Vendor	GEN-2	9/5/2012	Approval	Drawing
6007-PRI-PLN-39-62-2212	Internal Rafter Layout	Drawing	1	Vendor	GEN-2	9/5/2012	Approval	Drawing
6007-PRI-PLN-39-62-2213	Shell Nozzle Schedule	Drawing	2	Vendor	GEN-2	9/5/2012	Approval	Drawing
6007-PRI-PLN-39-62-2214	Roof Nozzle Schedule	Drawing	1	Vendor	GEN-2	9/5/2012	Approval	Drawing
6007-PRI-PLN-39-62-2215	⌀ 8" Overflow	Drawing	0	Vendor	GEN-2	9/5/2012	Approval	Drawing
6007-PRI-PLN-39-62-2216	⌀ 36" Multi-Bolt Shell Manway	Drawing	0	Vendor	GEN-2	9/5/2012	Approval	Drawing
6007-PRI-PLN-39-62-2217	Nameplate Detail	Drawing	0	Vendor	GEN-2	9/5/2012	Approval	Drawing
6007-PRI-PLN-39-62-2218	⌀ 30" Roof Manway	Drawing	0	Vendor	GEN-2	9/5/2012	Approval	Drawing
6007-PRI-PLN-39-62-2219	⌀ 10" Gooseneck Vent	Drawing	0	Vendor	GEN-2	9/5/2012	Approval	Drawing
6007-PRI-PLN-39-62-2220	Exterior Ladder	Drawing	0	Vendor	GEN-2	9/5/2012	Approval	Drawing
6007-PRI-PLN-39-62-2221	Roof Handrail	Drawing	0	Vendor	GEN-2	9/5/2012	Approval	Drawing
6007-PRI-PLN-39-62-2222	Grounding Lug & Shell Repad	Drawing	2	Vendor	GEN-2	9/5/2012	Approval	Drawing
6007-PRI-PLN-39-62-4101	MT-451 Alpha Cover Sheet	Drawing	1	Vendor	GEN-2	9/6/2012	Approval	Drawing

6007-PRI-PLN-39-62-4102	Contact List/Standard Abbreviations	Drawing	0	Vendor	GEN-2	9/6/2012	Approval	Drawing
6007-PRI-PLN-39-62-4103	General Welding Information	Drawing	0	Vendor	GEN-2	9/6/2012	Approval	Drawing
6007-PRI-PLN-39-62-4104	Special Inspections	Drawing	0	Vendor	GEN-2	9/6/2012	Approval	Drawing
6007-PRI-PLN-39-62-4105	Orientation	Drawing	1	Vendor	GEN-2	9/6/2012	Approval	Drawing
6007-PRI-PLN-39-62-4106	Floor Layout	Drawing	0	Vendor	GEN-2	9/6/2012	Approval	Drawing
6007-PRI-PLN-39-62-4107	Shell Details	Drawing	0	Vendor	GEN-2	9/6/2012	Approval	Drawing
6007-PRI-PLN-39-62-4108	Shell Layout	Drawing	1	Vendor	GEN-2	9/6/2012	Approval	Drawing
6007-PRI-PLN-39-62-4109	Welder Identification	Drawing	0	Vendor	GEN-2	9/6/2012	Approval	Drawing
6007-PRI-PLN-39-62-4110	Center Support Column	Drawing	0	Vendor	GEN-2	9/6/2012	Approval	Drawing
6007-PRI-PLN-39-62-4111	Roof Layout	Drawing	1	Vendor	GEN-2	9/6/2012	Approval	Drawing
6007-PRI-PLN-39-62-4112	Internal Rafter Layout	Drawing	1	Vendor	GEN-2	9/6/2012	Approval	Drawing
6007-PRI-PLN-39-62-4113	Shell Nozzle Schedule	Drawing	1	Vendor	GEN-2	9/6/2012	Approval	Drawing
6007-PRI-PLN-39-62-4114	Roof Nozzle Schedule	Drawing	0	Vendor	GEN-2	9/6/2012	Approval	Drawing
6007-PRI-PLN-39-62-4115	ø 8" Overflow	Drawing	0	Vendor	GEN-2	9/6/2012	Approval	Drawing
6007-PRI-PLN-39-62-4116	ø 2" Pump Recycle	Drawing	1	Vendor	GEN-2	9/6/2012	Approval	Drawing
6007-PRI-PLN-39-62-4117	ø 36" Multi-Bolt Shell Manway	Drawing	0	Vendor	GEN-2	9/6/2012	Approval	Drawing
6007-PRI-PLN-39-62-4118	Nameplate Detail	Drawing	1	Vendor	GEN-2	9/6/2012	Approval	Drawing
6007-PRI-PLN-39-62-4119	ø 30" Roof Manway	Drawing	0	Vendor	GEN-2	9/6/2012	Approval	Drawing
6007-PRI-PLN-39-62-4120	ø 8" Gooseneck Vent	Drawing	0	Vendor	GEN-2	9/6/2012	Approval	Drawing
6007-PRI-PLN-39-62-4121	Exterior Ladder	Drawing	0	Vendor	GEN-2	9/6/2012	Approval	Drawing
6007-PRI-PLN-39-62-4122	Roof Handrail	Drawing	0	Vendor	GEN-2	9/6/2012	Approval	Drawing
6007-PRI-PLN-39-62-4123	Grounding Lug & Shell Repad	Drawing	1	Vendor	GEN-2	9/6/2012	Approval	Drawing
6007-PRI-PLN-39-62-4201	MT-451 Beta Cover Sheet	Drawing	1	Vendor	GEN-2	9/6/2012	Approval	Drawing
6007-PRI-PLN-39-62-4202	Contact List/Standard Abbreviations	Drawing	0	Vendor	GEN-2	9/6/2012	Approval	Drawing
6007-PRI-PLN-39-62-4203	General Welding Information	Drawing	0	Vendor	GEN-2	9/6/2012	Approval	Drawing
6007-PRI-PLN-39-62-4204	Special Inspections	Drawing	0	Vendor	GEN-2	9/6/2012	Approval	Drawing
6007-PRI-PLN-39-62-4205	Orientation	Drawing	1	Vendor	GEN-2	9/6/2012	Approval	Drawing
6007-PRI-PLN-39-62-4206	Floor Layout	Drawing	0	Vendor	GEN-2	9/6/2012	Approval	Drawing
6007-PRI-PLN-39-62-4207	Shell Details	Drawing	0	Vendor	GEN-2	9/6/2012	Approval	Drawing
6007-PRI-PLN-39-62-4208	Shell Layout	Drawing	1	Vendor	GEN-2	9/6/2012	Approval	Drawing
6007-PRI-PLN-39-62-4209	Welder Identification	Drawing	0	Vendor	GEN-2	9/6/2012	Approval	Drawing
6007-PRI-PLN-39-62-4210	Center Support Column	Drawing	0	Vendor	GEN-2	9/6/2012	Approval	Drawing
6007-PRI-PLN-39-62-4211	Roof Layout	Drawing	1	Vendor	GEN-2	9/6/2012	Approval	Drawing
6007-PRI-PLN-39-62-4212	Internal Rafter Layout	Drawing	1	Vendor	GEN-2	9/6/2012	Approval	Drawing
6007-PRI-PLN-39-62-4213	Shell Nozzle Schedule	Drawing	1	Vendor	GEN-2	9/6/2012	Approval	Drawing
6007-PRI-PLN-39-62-4214	Roof Nozzle Schedule	Drawing	0	Vendor	GEN-2	9/6/2012	Approval	Drawing
6007-PRI-PLN-39-62-4215	ø 8" Overflow	Drawing	0	Vendor	GEN-2	9/6/2012	Approval	Drawing
6007-PRI-PLN-39-62-4216	ø 2" Pump Recycle	Drawing	1	Vendor	GEN-2	9/6/2012	Approval	Drawing
6007-PRI-PLN-39-62-4217	ø 36" Multi-Bolt Shell Manway	Drawing	0	Vendor	GEN-2	9/6/2012	Approval	Drawing
6007-PRI-PLN-39-62-4218	Nameplate Detail	Drawing	1	Vendor	GEN-2	9/6/2012	Approval	Drawing
6007-PRI-PLN-39-62-4219	ø 30" Roof Manway	Drawing	0	Vendor	GEN-2	9/6/2012	Approval	Drawing
6007-PRI-PLN-39-62-4220	ø 8" Gooseneck Vent	Drawing	0	Vendor	GEN-2	9/6/2012	Approval	Drawing
6007-PRI-PLN-39-62-4221	Exterior Ladder	Drawing	0	Vendor	GEN-2	9/6/2012	Approval	Drawing
6007-PRI-PLN-39-62-4222	Roof Handrail	Drawing	0	Vendor	GEN-2	9/6/2012	Approval	Drawing
6007-PRI-PLN-39-62-4223	Grounding Lug & Shell Repad	Drawing	1	Vendor	GEN-2	9/6/2012	Approval	Drawing
6007-VAR-PRI-ATP-1101	REVISION MEMO	Drawing	0	Vendor	GEN-2	9/6/2012	Approval	
6007-CAL-PRI-39-52-1100	ALPHA PLANT STRUCTURAL CALCULATIONS	Drawing	3	Vendor	GEN-2	9/6/2012	Approval	calculation
6007-PLN-PRI-39-52-1106	ANCHOR CHAIR DETAILS	Drawing	5	Vendor	GEN-2	9/6/2012	Approval	Drawing
6007-CAL-AGE-25-52-4000	ALPHA CALCULATIONS	Drawing	0	Vendor	GEN-2	10/8/2012	Approval	calculation
6007-CAL-AGE-25-52-8000	BETA CALCULATIONS	Drawing	0	Vendor	GEN-2	10/8/2012	Approval	calculation
6007-PLN-AGE-25-52-4000	ALPHA COVER	Drawing	0	Vendor	GEN-2	10/8/2012	Approval	Drawing
6007-PLN-AGE-25-52-4020	ALPHA GEN. NOTES	Drawing	0	Vendor	GEN-2	10/8/2012	Approval	Drawing
6007-PLN-AGE-25-52-4040	ALPHA FOUNDATION PLAN	Drawing	0	Vendor	GEN-2	10/8/2012	Approval	Drawing
6007-PLN-AGE-25-52-4041	ALPHA FOUNDATION ELE	Drawing	0	Vendor	GEN-2	10/8/2012	Approval	Drawing
6007-PLN-AGE-25-52-4060	ALPHA DETAILS	Drawing	0	Vendor	GEN-2	10/8/2012	Approval	Drawing
6007-PLN-AGE-25-52-4061	ALPHA DETAILS	Drawing	0	Vendor	GEN-2	10/8/2012	Approval	Drawing
6007-PLN-AGE-25-52-4062	ALPHA DETAILS	Drawing	0	Vendor	GEN-2	10/8/2012	Approval	Drawing
6007-PLN-AGE-25-52-4063	ALPHA DETAILS	Drawing	0	Vendor	GEN-2	10/8/2012	Approval	Drawing
6007-PLN-AGE-25-52-4064	ALPHA DETAILS	Drawing	0	Vendor	GEN-2	10/8/2012	Approval	Drawing
6007-PLN-AGE-25-52-4065	ALPHA DETAILS	Drawing	0	Vendor	GEN-2	10/8/2012	Approval	Drawing
6007-PLN-AGE-25-52-4066	ALPHA DETAILS	Drawing	0	Vendor	GEN-2	10/8/2012	Approval	Drawing
6007-PLN-AGE-25-52-4067	ALPHA DETAILS	Drawing	0	Vendor	GEN-2	10/8/2012	Approval	Drawing
6007-PLN-AGE-25-52-8000	BETA COVER	Drawing	0	Vendor	GEN-2	10/8/2012	Approval	Drawing
6007-PLN-AGE-25-52-8020	BETA GEN. NOTES	Drawing	0	Vendor	GEN-2	10/8/2012	Approval	Drawing
6007-PLN-AGE-25-52-8040	BETA FOUNDATION PLAN	Drawing	0	Vendor	GEN-2	10/8/2012	Approval	Drawing
6007-PLN-AGE-25-52-8041	BETA FOUNDATION ELE.	Drawing	0	Vendor	GEN-2	10/8/2012	Approval	Drawing
6007-PLN-AGE-25-52-8060	BETA DETAILS	Drawing	0	Vendor	GEN-2	10/8/2012	Approval	Drawing
6007-PLN-AGE-25-52-8061	BETA DETAILS	Drawing	0	Vendor	GEN-2	10/8/2012	Approval	Drawing
6007-PLN-AGE-25-52-8062	BETA DETAILS	Drawing	0	Vendor	GEN-2	10/8/2012	Approval	Drawing
6007-PLN-AGE-25-52-8063	BETA DETAILS	Drawing	0	Vendor	GEN-2	10/8/2012	Approval	Drawing
6007-PLN-AGE-25-52-8064	BETA DETAILS	Drawing	0	Vendor	GEN-2	10/8/2012	Approval	Drawing
6007-PLN-AGE-25-52-8065	BETA DETAILS	Drawing	0	Vendor	GEN-2	10/8/2012	Approval	Drawing
6007-PLN-AGE-25-52-8066	BETA DETAILS	Drawing	0	Vendor	GEN-2	10/8/2012	Approval	Drawing
6007-PLN-AGE-25-52-8067	BETA DETAILS	Drawing	0	Vendor	GEN-2	10/8/2012	Approval	Drawing
6007-PLN-PRI-39-62-4101	A-MT-451 Tank Cover Sheet	Drawing	2	Vendor	GEN-2	10/8/2012	Approval	Drawing
6007-PLN-PRI-39-62-4102	A-MT-451 Contact List/Standard Abbreviations	Drawing	0	Vendor	GEN-2	10/8/2012	Approval	Drawing
6007-PLN-PRI-39-62-4103	A-MT-451 General Welding Information	Drawing	2	Vendor	GEN-2	10/8/2012	Approval	Drawing
6007-PLN-PRI-39-62-4104	A-MT-451 Special Inspections	Drawing	2	Vendor	GEN-2	10/8/2012	Approval	Drawing
6007-PLN-PRI-39-62-4105	A-MT-451 Nozzle Orientations	Drawing	2	Vendor	GEN-2	10/8/2012	Approval	Drawing
6007-PLN-PRI-39-62-4106	A-MT-451 Floor Layout	Drawing	0	Vendor	GEN-2	10/8/2012	Approval	Drawing
6007-PLN-PRI-39-62-4107	A-MT-451 Shell Details	Drawing	2	Vendor	GEN-2	10/8/2012	Approval	Drawing
6007-PLN-PRI-39-62-4108	A-MT-451 Shell Layout	Drawing	2	Vendor	GEN-2	10/8/2012	Approval	Drawing
6007-PLN-PRI-39-62-4109	A-MT-451 Welder Identification	Drawing	0	Vendor	GEN-2	10/8/2012	Approval	Drawing
6007-PLN-PRI-39-62-4110	A-MT-451 Center Support Column	Drawing	2	Vendor	GEN-2	10/8/2012	Approval	Drawing
6007-PLN-PRI-39-62-4111	A-MT-451 Roof Layout	Drawing	1	Vendor	GEN-2	10/8/2012	Approval	Drawing
6007-PLN-PRI-39-62-4112	A-MT-451 Internal Rafter Layout	Drawing	2	Vendor	GEN-2	10/8/2012	Approval	Drawing
6007-PLN-PRI-39-62-4113	A-MT-451 Shell Nozzle Schedule	Drawing	2	Vendor	GEN-2	10/8/2012	Approval	Drawing
6007-PLN-PRI-39-62-4114	A-MT-451 Roof Nozzle Schedule	Drawing	1	Vendor	GEN-2	10/8/2012	Approval	Drawing
6007-PLN-PRI-39-62-4115	A-MT-451 8" Overflow	Drawing	0	Vendor	GEN-2	10/8/2012	Approval	Drawing
6007-PLN-PRI-39-62-4116	A-MT-451 2" Pump Recycle	Drawing	2	Vendor	GEN-2	10/8/2012	Approval	Drawing
6007-PLN-PRI-39-62-4117	A-MT-451 36" Multi-Bolt Shell Manway	Drawing	2	Vendor	GEN-2	10/8/2012	Approval	Drawing
6007-PLN-PRI-39-62-4118	A-MT-451 Nameplate Detail	Drawing	1	Vendor	GEN-2	10/8/2012	Approval	Drawing
6007-PLN-PRI-39-62-4119	A-MT-451 30" Roof Manway	Drawing	0	Vendor	GEN-2	10/8/2012	Approval	Drawing
6007-PLN-PRI-39-62-4120	A-MT-451 8" Gooseneck Vent	Drawing	0	Vendor	GEN-2	10/8/2012	Approval	Drawing
6007-PLN-PRI-39-62-4121	A-MT-451 Exterior Ladder	Drawing	2	Vendor	GEN-2	10/8/2012	Approval	Drawing
6007-PLN-PRI-39-62-4122	A-MT-451 Roof Handrail	Drawing	2	Vendor	GEN-2	10/8/2012	Approval	Drawing
6007-PLN-PRI-39-62-4123	A-MT-451 Grounding Lug & Shell Repad	Drawing	1	Vendor	GEN-2	10/8/2012	Approval	Drawing
6007-PLN-PRI-39-62-4201	B-MT-451 Tank Cover Sheet	Drawing	2	Vendor	GEN-2	10/8/2012	Approval	Drawing
6007-PLN-PRI-39-62-4202	B-MT-451 Contact List/Standard Abbreviations	Drawing	0	Vendor	GEN-2	10/8/2012	Approval	Drawing
6007-PLN-PRI-39-62-4203	B-MT-451 General Welding Information	Drawing	2	Vendor	GEN-2	10/8/2012	Approval	Drawing
6007-PLN-PRI-39-62-4204	B-MT-451 Special Inspections	Drawing	2	Vendor	GEN-2	10/8/2012	Approval	Drawing
6007-PLN-PRI-39-62-4205	B-MT-451 Nozzle Orientations	Drawing	2	Vendor	GEN-2	10/8/2012	Approval	Drawing
6007-PLN-PRI-39-62-4206	B-MT-451 Floor Layout	Drawing	0	Vendor	GEN-2	10/8/2012	Approval	Drawing

6007-PLN-PRI-39-62-4207	B-MT-451 Shell Details	Drawing	2	Vendor	GEN-2	10/8/2012	Approval	Drawing
6007-PLN-PRI-39-62-4208	B-MT-451 Shell Layout	Drawing	2	Vendor	GEN-2	10/8/2012	Approval	Drawing
6007-PLN-PRI-39-62-4209	B-MT-451 Welder Identification	Drawing	0	Vendor	GEN-2	10/8/2012	Approval	Drawing
6007-PLN-PRI-39-62-4210	B-MT-451 Center Support Column	Drawing	2	Vendor	GEN-2	10/8/2012	Approval	Drawing
6007-PLN-PRI-39-62-4211	B-MT-451 Roof Layout	Drawing	1	Vendor	GEN-2	10/8/2012	Approval	Drawing
6007-PLN-PRI-39-62-4212	B-MT-451 Internal Rafter Layout	Drawing	2	Vendor	GEN-2	10/8/2012	Approval	Drawing
6007-PLN-PRI-39-62-4213	B-MT-451 Shell Nozzle Schedule	Drawing	2	Vendor	GEN-2	10/8/2012	Approval	Drawing
6007-PLN-PRI-39-62-4214	B-MT-451 Roof Nozzle Schedule	Drawing	1	Vendor	GEN-2	10/8/2012	Approval	Drawing
6007-PLN-PRI-39-62-4215	B-MT-451 8" Overflow	Drawing	0	Vendor	GEN-2	10/8/2012	Approval	Drawing
6007-PLN-PRI-39-62-4216	B-MT-451 2" Pump Recycle	Drawing	2	Vendor	GEN-2	10/8/2012	Approval	Drawing
6007-PLN-PRI-39-62-4217	B-MT-451 36" Multi-Bolt Shell Manway	Drawing	2	Vendor	GEN-2	10/8/2012	Approval	Drawing
6007-PLN-PRI-39-62-4218	B-MT-451 Nameplate Detail	Drawing	1	Vendor	GEN-2	10/8/2012	Approval	Drawing
6007-PLN-PRI-39-62-4219	B-MT-451 30" Roof Manway	Drawing	0	Vendor	GEN-2	10/8/2012	Approval	Drawing
6007-PLN-PRI-39-62-4220	B-MT-451 8" Gooseneck Vent	Drawing	0	Vendor	GEN-2	10/8/2012	Approval	Drawing
6007-PLN-PRI-39-62-4221	B-MT-451 Exterior Ladder	Drawing	2	Vendor	GEN-2	10/8/2012	Approval	Drawing
6007-PLN-PRI-39-62-4222	B-MT-451 Roof Handrail	Drawing	2	Vendor	GEN-2	10/8/2012	Approval	Drawing
6007-PLN-PRI-39-62-4223	B-MT-451 Grounding Lug & Shell Repad	Drawing	1	Vendor	GEN-2	10/8/2012	Approval	Drawing
6007-CAL-PRI-39-62-4100	A-MT-451 Structural Calculations	Drawing	4	Vendor	GEN-2	10/8/2012	Approval	calculation
6007-CAL-PRI-39-62-4200	B-MT-451 Structural Calculations	Drawing	4	Vendor	GEN-2	10/8/2012	Approval	calculation
6007-PLN-PRI-39-62-5101	A-MT-453 Tank Cover Sheet	Drawing	1	Vendor	GEN-2	10/8/2012	Approval	Drawing
6007-PLN-PRI-39-62-5102	A-MT-453 Contact List/Standard Abbreviations	Drawing	0	Vendor	GEN-2	10/8/2012	Approval	Drawing
6007-PLN-PRI-39-62-5103	A-MT-453 General Welding Information	Drawing	1	Vendor	GEN-2	10/8/2012	Approval	Drawing
6007-PLN-PRI-39-62-5104	A-MT-453 Special Inspections	Drawing	1	Vendor	GEN-2	10/8/2012	Approval	Drawing
6007-PLN-PRI-39-62-5105	A-MT-453 Nozzle Orientations	Drawing	1	Vendor	GEN-2	10/8/2012	Approval	Drawing
6007-PLN-PRI-39-62-5106	A-MT-453 Floor Layout	Drawing	0	Vendor	GEN-2	10/8/2012	Approval	Drawing
6007-PLN-PRI-39-62-5107	A-MT-453 Shell Details	Drawing	1	Vendor	GEN-2	10/8/2012	Approval	Drawing
6007-PLN-PRI-39-62-5108	A-MT-453 Shell Layout	Drawing	1	Vendor	GEN-2	10/8/2012	Approval	Drawing
6007-PLN-PRI-39-62-5109	A-MT-453 Welder Identification	Drawing	0	Vendor	GEN-2	10/8/2012	Approval	Drawing
6007-PLN-PRI-39-62-5110	A-MT-453 Center Support Column	Drawing	1	Vendor	GEN-2	10/8/2012	Approval	Drawing
6007-PLN-PRI-39-62-5111	A-MT-453 Roof Layout	Drawing	1	Vendor	GEN-2	10/8/2012	Approval	Drawing
6007-PLN-PRI-39-62-5112	A-MT-453 Internal Rafter Layout	Drawing	1	Vendor	GEN-2	10/8/2012	Approval	Drawing
6007-PLN-PRI-39-62-5113	A-MT-453 Shell Nozzle Schedule	Drawing	1	Vendor	GEN-2	10/8/2012	Approval	Drawing
6007-PLN-PRI-39-62-5114	A-MT-453 Roof Nozzle Schedule	Drawing	1	Vendor	GEN-2	10/8/2012	Approval	Drawing
6007-PLN-PRI-39-62-5115	A-MT-453 8" Overflow	Drawing	0	Vendor	GEN-2	10/8/2012	Approval	Drawing
6007-PLN-PRI-39-62-5116	A-MT-453 4" Condenser Inlet	Drawing	1	Vendor	GEN-2	10/8/2012	Approval	Drawing
6007-PLN-PRI-39-62-5117	A-MT-453 3" Pump Recycle	Drawing	1	Vendor	GEN-2	10/8/2012	Approval	Drawing
6007-PLN-PRI-39-62-5118	A-MT-453 36" Multi-Bolt Shell Manway	Drawing	1	Vendor	GEN-2	10/8/2012	Approval	Drawing
6007-PLN-PRI-39-62-5119	A-MT-453 Nameplate Detail	Drawing	1	Vendor	GEN-2	10/8/2012	Approval	Drawing
6007-PLN-PRI-39-62-5120	A-MT-453 30" Roof Manway	Drawing	0	Vendor	GEN-2	10/8/2012	Approval	Drawing
6007-PLN-PRI-39-62-5121	A-MT-453 8" Gooseneck Vent	Drawing	0	Vendor	GEN-2	10/8/2012	Approval	Drawing
6007-PLN-PRI-39-62-5122	A-MT-453 Exterior Ladder	Drawing	1	Vendor	GEN-2	10/8/2012	Approval	Drawing
6007-PLN-PRI-39-62-5123	A-MT-453 Roof Handrail	Drawing	1	Vendor	GEN-2	10/8/2012	Approval	Drawing
6007-PLN-PRI-39-62-5124	A-MT-453 Grounding Lug	Drawing	0	Vendor	GEN-2	10/8/2012	Approval	Drawing
6007-PLN-PRI-39-62-5201	B-MT-453 Tank Cover Sheet	Drawing	1	Vendor	GEN-2	10/8/2012	Approval	Drawing
6007-PLN-PRI-39-62-5202	B-MT-453 Contact List/Standard Abbreviations	Drawing	0	Vendor	GEN-2	10/8/2012	Approval	Drawing
6007-PLN-PRI-39-62-5203	B-MT-453 General Welding Information	Drawing	1	Vendor	GEN-2	10/8/2012	Approval	Drawing
6007-PLN-PRI-39-62-5204	B-MT-453 Special Inspections	Drawing	1	Vendor	GEN-2	10/8/2012	Approval	Drawing
6007-PLN-PRI-39-62-5205	B-MT-453 Nozzle Orientations	Drawing	1	Vendor	GEN-2	10/8/2012	Approval	Drawing
6007-PLN-PRI-39-62-5206	B-MT-453 Floor Layout	Drawing	0	Vendor	GEN-2	10/8/2012	Approval	Drawing
6007-PLN-PRI-39-62-5207	B-MT-453 Shell Details	Drawing	1	Vendor	GEN-2	10/8/2012	Approval	Drawing
6007-PLN-PRI-39-62-5208	B-MT-453 Shell Layout	Drawing	1	Vendor	GEN-2	10/8/2012	Approval	Drawing
6007-PLN-PRI-39-62-5209	B-MT-453 Welder Identification	Drawing	0	Vendor	GEN-2	10/8/2012	Approval	Drawing
6007-PLN-PRI-39-62-5210	B-MT-453 Center Support Column	Drawing	1	Vendor	GEN-2	10/8/2012	Approval	Drawing
6007-PLN-PRI-39-62-5211	B-MT-453 Roof Layout	Drawing	1	Vendor	GEN-2	10/8/2012	Approval	Drawing
6007-PLN-PRI-39-62-5212	B-MT-453 Internal Rafter Layout	Drawing	1	Vendor	GEN-2	10/8/2012	Approval	Drawing
6007-PLN-PRI-39-62-5213	B-MT-453 Shell Nozzle Schedule	Drawing	1	Vendor	GEN-2	10/8/2012	Approval	Drawing
6007-PLN-PRI-39-62-5214	B-MT-453 Roof Nozzle Schedule	Drawing	1	Vendor	GEN-2	10/8/2012	Approval	Drawing
6007-PLN-PRI-39-62-5215	B-MT-453 8" Overflow	Drawing	0	Vendor	GEN-2	10/8/2012	Approval	Drawing
6007-PLN-PRI-39-62-5216	B-MT-453 4" Condenser Inlet	Drawing	1	Vendor	GEN-2	10/8/2012	Approval	Drawing
6007-PLN-PRI-39-62-5217	B-MT-453 3" Pump Recycle	Drawing	1	Vendor	GEN-2	10/8/2012	Approval	Drawing
6007-PLN-PRI-39-62-5218	B-MT-453 36" Multi-Bolt Shell Manway	Drawing	1	Vendor	GEN-2	10/8/2012	Approval	Drawing
6007-PLN-PRI-39-62-5219	B-MT-453 Nameplate Detail	Drawing	1	Vendor	GEN-2	10/8/2012	Approval	Drawing
6007-PLN-PRI-39-62-5220	B-MT-453 30" Roof Manway	Drawing	0	Vendor	GEN-2	10/8/2012	Approval	Drawing
6007-PLN-PRI-39-62-5221	B-MT-453 8" Gooseneck Vent	Drawing	0	Vendor	GEN-2	10/8/2012	Approval	Drawing
6007-PLN-PRI-39-62-5222	B-MT-453 Exterior Ladder	Drawing	1	Vendor	GEN-2	10/8/2012	Approval	Drawing
6007-PLN-PRI-39-62-5223	B-MT-453 Roof Handrail	Drawing	1	Vendor	GEN-2	10/8/2012	Approval	Drawing
6007-PLN-PRI-39-62-5224	B-MT-453 Grounding Lug	Drawing	0	Vendor	GEN-2	10/8/2012	Approval	Drawing
6007-CAL-PRI-39-52-5100	A-MT-453 Structural Calculations	Drawing	5	Vendor	GEN-2	10/8/2012	Approval	calculation
6007-CAL-PRI-39-52-5200	B-MT-453 Structural Calculations	Drawing	5	Vendor	GEN-2	10/8/2012	Approval	calculation
6007-PLN-PRI-39-52-4101	A-MT-451 Foundation Cover Sheet	Drawing	2	Vendor	GEN-2	10/8/2012	Approval	Drawing
6007-PLN-PRI-39-52-4105	A-MT-451 Foundation	Drawing	2	Vendor	GEN-2	10/8/2012	Approval	Drawing
6007-PLN-PRI-39-52-4106	A-MT-451 Anchor Chair Detail	Drawing	2	Vendor	GEN-2	10/8/2012	Approval	Drawing
6007-PLN-PRI-39-52-4201	A-MT-451 Foundation Cover Sheet	Drawing	2	Vendor	GEN-2	10/8/2012	Approval	Drawing
6007-PLN-PRI-39-52-4205	A-MT-451 Foundation	Drawing	2	Vendor	GEN-2	10/8/2012	Approval	Drawing
6007-PLN-PRI-39-52-4206	A-MT-451 Anchor Chair Detail	Drawing	2	Vendor	GEN-2	10/8/2012	Approval	Drawing
6007-VAR-PRI-ATP-4101	0187P-D1&2 - MT-451 Foundation Drawing Changes Memo	Drawing	0	Vendor	GEN-2	10/8/2012	Approval	
6007-CAL-PRI-39-52-4100	A-MT-451 Structural Calculations	Drawing	4	Vendor	GEN-2	10/8/2012	Approval	calculation
6007-CAL-PRI-39-52-4200	B-MT-451 Structural Calculations	Drawing	4	Vendor	GEN-2	10/8/2012	Approval	calculation
6007-PLN-PRI-39-52-5101	A-MT-453 Foundation Cover Sheet	Drawing	2	Vendor	GEN-2	10/8/2012	Approval	Drawing
6007-PLN-PRI-39-52-5106	A-MT-453 Anchor Chair Detail	Drawing	2	Vendor	GEN-2	10/8/2012	Approval	Drawing
6007-PLN-PRI-39-52-5201	B-MT-453 Foundation Cover Sheet	Drawing	2	Vendor	GEN-2	10/8/2012	Approval	Drawing
6007-PLN-PRI-39-52-5206	B-MT-453 Anchor Chair Detail	Drawing	2	Vendor	GEN-2	10/8/2012	Approval	Drawing
6007-VAR-PRI-ATP-5101	0187P-E1&2 - MT-453 Foundation Drawing Changes Memo	Drawing	0	Vendor	GEN-2	10/8/2012	Approval	
6007-CAL-PRI-39-52-5100	A-MT-453 Structural Calculations	Drawing	5	Vendor	GEN-2	10/8/2012	Approval	calculation
6007-CAL-PRI-39-52-5200	B-MT-453 Structural Calculations	Drawing	5	Vendor	GEN-2	10/8/2012	Approval	calculation
Fire Protection System	Fire Protection System Proposal	Drawing	6	Vendor	GEN-2	10/8/2012	Approval	
Fire Protection System	Fire Protection System Proposal	Drawing		Vendor	GEN-2	10/8/2012	Approval	
6007-PLN-PRI-39-62-1101	A-MT-402 Tank Cover Sheet	Drawing	7	Vendor	GEN-2	10/8/2012	Approval	Drawing
6007-PLN-PRI-39-62-1124	A-MT-402 30" Roof Manway	Drawing	7	Vendor	GEN-2	10/8/2012	Approval	Drawing
6007-PLN-PRI-39-62-1126	A-MT-402 Exterior Ladder	Drawing	7	Vendor	GEN-2	10/8/2012	Approval	Drawing
6007-PLN-PRI-39-62-1127	A-MT-402 Roof Handrail	Drawing	7	Vendor	GEN-2	10/8/2012	Approval	Drawing
6007-PLN-PRI-39-62-1201	B-MT-402 Tank Cover Sheet	Drawing	7	Vendor	GEN-2	10/8/2012	Approval	Drawing
6007-PLN-PRI-39-62-1224	B-MT-402 30" Roof Manway	Drawing	7	Vendor	GEN-2	10/8/2012	Approval	Drawing
6007-PLN-PRI-39-62-1226	B-MT-402 Exterior Ladder	Drawing	7	Vendor	GEN-2	10/8/2012	Approval	Drawing
6007-PLN-PRI-39-62-1227	B-MT-402 Roof Handrail	Drawing	7	Vendor	GEN-2	10/8/2012	Approval	Drawing
6007-VAR-PRI-ATP-1007	0187P-A1&2-MT-402 Tank Drawing Changes Memo	Drawing	0	Vendor	GEN-2	10/8/2012	Approval	
07-10078	Industrial Fiberglass Joint Detail No. 78	Drawing	A	Vendor	GEN-2	10/8/2012	Approval	
6007-PLN-PRI-58-62-6120	6007-PLN-PRI-58-62-6120	Drawing	4	Vendor	GEN-2	10/11/2012	Approval	Drawing
6007-PLN-PRI-58-62-6220	6007-PLN-PRI-58-62-6220	Drawing	4	Vendor	GEN-2	10/11/2012	Approval	Drawing
6007-PLN-PRI-58-62-6320	6007-PLN-PRI-58-62-6320	Drawing	4	Vendor	GEN-2	10/11/2012	Approval	Drawing
6007-PLN-PRI-58-62-6420	6007-PLN-PRI-58-62-6420	Drawing	4	Vendor	GEN-2	10/11/2012	Approval	Drawing
6007-ESP-ATP-15-81-S103	6007-ESP-ATP-15-81-S103	Spec	1	Vendor	GEN-2	9/14/2012	Approval	Spec
6007-MEM-ATP-15-81-S103	6007-MEM-ATP-15-81-S103	Drawing	0	Vendor	GEN-2	9/19/2012	Approval	

6007-PLN-PRI-58-62-6201	Alpha Plant HTF Overflow Tank A-MT-204B Cover Sheet	Drawing	4	Vendor	GEN-2	10/4/2012	Approval	Drawing
6007-PLN-PRI-58-62-6301	Beta Plant HTF Overflow Tank A-MT-204A Cover Sheet	Drawing	4	Vendor	GEN-2	10/4/2012	Approval	Drawing
6007-PLN-PRI-58-62-6401	Beta Plant HTF Overflow Tank A-MT-204 Cover Sheet	Drawing	4	Vendor	GEN-2	10/4/2012	Approval	Drawing
6007-PLN-PRI-58-62-6101	Alpha Plant HTF Overflow Tank A-MT-204A Cover Sheet	Drawing	4	Vendor	GEN-2	10/4/2012	Approval	Drawing
6007-PLN-PRI-39-62-1101	A-MT-402 Tank Cover Sheet	Drawing	7	Vendor	GEN-2	10/22/2012	Approval	Drawing
6007-PLN-PRI-39-62-1124	A-MT-402 30" Roof Manway	Drawing	7	Vendor	GEN-2	10/22/2012	Approval	Drawing
6007-PLN-PRI-39-62-1126	A-MT-402 Exterior Ladder	Drawing	7	Vendor	GEN-2	10/22/2012	Approval	Drawing
6007-PLN-PRI-39-62-1127	A-MT-402 Roof Handrail	Drawing	7	Vendor	GEN-2	10/22/2012	Approval	Drawing
6007-PLN-PRI-39-62-1201	B-MT-402 Tank Cover Sheet	Drawing	7	Vendor	GEN-2	10/22/2012	Approval	Drawing
6007-PLN-PRI-39-62-1224	B-MT-402 30" Roof Manway	Drawing	7	Vendor	GEN-2	10/22/2012	Approval	Drawing
6007-PLN-PRI-39-62-1226	B-MT-402 Exterior Ladder	Drawing	7	Vendor	GEN-2	10/22/2012	Approval	Drawing
6007-PLN-PRI-39-62-1227	B-MT-402 Roof Handrail	Drawing	7	Vendor	GEN-2	10/22/2012	Approval	Drawing
6007-VAR-PRI-ATP-1007	0187P-A1&2-MT-402 Tank Drawing Changes Memo	Drawing	0	Vendor	GEN-2	10/22/2012	Approval	
07-10078	Industrial Fiberglass Joint Detail No. 78	Drawing	A	Vendor	GEN-2	11/5/2012	Approval	
ESN001	Engineering Substitution Notice: Diagonal Anchor Strap Assemblies	Drawing	0	Vendor	GEN-2	11/29/2012	Approval	
06-1399	Miscellaneous Plate Fabrication	Drawing	0	Vendor	GEN-2	11/29/2012	Approval	
06-25753	3/8" Anchor Plate Fabrication Counterflow Cooling Towers	Drawing	0	Vendor	GEN-2	11/29/2012	Approval	
06-25754	3/8" Anchor Plate Fabrication Counterflow Cooling Towers	Drawing	0	Vendor	GEN-2	11/29/2012	Approval	
06-25755	Anchor Plate Assembly Counterflow Cooling Towers	Drawing	0	Vendor	GEN-2	11/29/2012	Approval	
ESN002	Engineering Substitution Notice: Column Anchor Clip	Drawing	0	Vendor	GEN-2	11/29/2012	Approval	
2012-28716	10 Ga. Anchor Clip Fabrication Fiberglass Counterflow Cooling Tower	Drawing	0	Vendor	GEN-2	11/29/2012	Approval	
0187 C1&C2 - MT-444	MT-444 Tank Drawing Change Memo	Drawing	0	Vendor	GEN-2	11/30/2012	Approval	
6007-PLN-PRI-39-62-3101	A-MT-444 Tank Cover Sheet	Drawing	4	Vendor	GEN-2	11/30/2012	Approval	Drawing
6007-PLN-PRI-39-62-3106	A-MT-444 Annular Layout	Drawing	4	Vendor	GEN-2	11/30/2012	Approval	Drawing
6007-PLN-PRI-39-62-3108	A-MT-444 Shell Details	Drawing	4	Vendor	GEN-2	11/30/2012	Approval	Drawing
6007-PLN-PRI-39-62-3109	A-MT-444 Shell Layout	Drawing	4	Vendor	GEN-2	11/30/2012	Approval	Drawing
6007-PLN-PRI-39-62-3110	A-MT-444 Welder Identification	Drawing	4	Vendor	GEN-2	11/30/2012	Approval	Drawing
6007-PLN-PRI-39-62-3111	A-MT-444 Center Support Column	Drawing	4	Vendor	GEN-2	11/30/2012	Approval	Drawing
6007-PLN-PRI-39-62-3116	A-MT-444 24" Overflow	Drawing	4	Vendor	GEN-2	11/30/2012	Approval	Drawing
6007-PLN-PRI-39-62-3117	A-MT-444 8" Pump Recycle	Drawing	4	Vendor	GEN-2	11/30/2012	Approval	Drawing
6007-PLN-PRI-39-62-3118	A-MT-444 36" Multi-Bolt Shell Manway	Drawing	4	Vendor	GEN-2	11/30/2012	Approval	Drawing
6007-PLN-PRI-39-62-3119	A-MT-444 Nameplate Detail	Drawing	4	Vendor	GEN-2	11/30/2012	Approval	Drawing
6007-PLN-PRI-39-62-3120	A-MT-444 30" Roof Manway	Drawing	4	Vendor	GEN-2	11/30/2012	Approval	Drawing
6007-PLN-PRI-39-62-3121	A-MT-444 20" Gooseneck Vent	Drawing	4	Vendor	GEN-2	11/30/2012	Approval	Drawing
6007-PLN-PRI-39-62-3122	A-MT-444 Exterior Ladder	Drawing	4	Vendor	GEN-2	11/30/2012	Approval	Drawing
6007-PLN-PRI-39-62-3123	A-MT-444 Roof Handrail	Drawing	4	Vendor	GEN-2	11/30/2012	Approval	Drawing
6007-PLN-PRI-39-62-3201	B-MT-444 Tank Cover Sheet	Drawing	4	Vendor	GEN-2	11/30/2012	Approval	Drawing
6007-PLN-PRI-39-62-3206	B-MT-444 Annular Layout	Drawing	4	Vendor	GEN-2	11/30/2012	Approval	Drawing
6007-PLN-PRI-39-62-3208	B-MT-444 Shell Details	Drawing	4	Vendor	GEN-2	11/30/2012	Approval	Drawing
6007-PLN-PRI-39-62-3209	B-MT-444 Shell Layout	Drawing	4	Vendor	GEN-2	11/30/2012	Approval	Drawing
6007-PLN-PRI-39-62-3210	B-MT-444 Welder Identification	Drawing	4	Vendor	GEN-2	11/30/2012	Approval	Drawing
6007-PLN-PRI-39-62-3211	B-MT-444 Center Support Column	Drawing	4	Vendor	GEN-2	11/30/2012	Approval	Drawing
6007-PLN-PRI-39-62-3216	B-MT-444 24" Overflow	Drawing	4	Vendor	GEN-2	11/30/2012	Approval	Drawing
6007-PLN-PRI-39-62-3217	B-MT-444 8" Pump Recycle	Drawing	4	Vendor	GEN-2	11/30/2012	Approval	Drawing
6007-PLN-PRI-39-62-3218	B-MT-444 36" Multi-Bolt Shell Manway	Drawing	4	Vendor	GEN-2	11/30/2012	Approval	Drawing
6007-PLN-PRI-39-62-3219	B-MT-444 Nameplate Detail	Drawing	4	Vendor	GEN-2	11/30/2012	Approval	Drawing
6007-PLN-PRI-39-62-3220	B-MT-444 30" Roof Manway	Drawing	4	Vendor	GEN-2	11/30/2012	Approval	Drawing
6007-PLN-PRI-39-62-3221	B-MT-444 20" Gooseneck Vent	Drawing	4	Vendor	GEN-2	11/30/2012	Approval	Drawing
6007-PLN-PRI-39-62-3222	B-MT-444 Exterior Ladder	Drawing	4	Vendor	GEN-2	11/30/2012	Approval	Drawing
6007-PLN-PRI-39-62-3223	B-MT-444 Roof Handrail	Drawing	4	Vendor	GEN-2	11/30/2012	Approval	Drawing
6007-PLN-SFP-15-84-D100	Fire Protection Underground Details	Drawing	3	Vendor	GEN-2	12/5/2012	Approval	Drawing
6007-PLN-SFP-15-84-D100	Alpha Site Fire Protection Underground Plan	Drawing	3	Vendor	GEN-2	12/5/2012	Approval	Drawing
6007-PLN-PRI-39-62-1109	A-MT-402 Shell Layout	Drawing	6	Vendor	GEN-2	9/7/2012	Approval	Drawing
6007-PLN-PRI-39-62-1209	B-MT-402 Shell Layout	Drawing	6	Vendor	GEN-2	9/7/2012	Approval	Drawing
6007-PLN-PRI-39-62-1101	A-MT-402 Tank Cover Sheet	Drawing	8	Vendor	GEN-2	11/8/2012	Approval	Drawing
6007-PLN-PRI-39-62-1201	B-MT-402 Tank Cover Sheet	Drawing	8	Vendor	GEN-2	11/8/2012	Approval	Drawing
6007-PLN-PRI-39-62-1108	A-MT-402 Shell Details	Drawing	8	Vendor	GEN-2	11/8/2012	Approval	Drawing
6007-PLN-PRI-39-62-1208	B-MT-402 Shell Details	Drawing	8	Vendor	GEN-2	11/8/2012	Approval	Drawing
0187P-A1&A2	Tank Drawing Changes Memo	Drawing	0	Vendor	GEN-2	11/8/2012	Approval	
6007-PLN-PRI-39-62-1108A	A-MT-402 Insert Plate Details	Drawing	9	Vendor	GEN-2	12/17/2012	Approval	Drawing
6007-PLN-PRI-39-62-1208A	B-MT-402 Insert Plate Details	Drawing	9	Vendor	GEN-2	12/17/2012	Approval	Drawing
6007-PLN-PRI-39-62-1101	A-MT-402 Cover Sheet	Drawing	9	Vendor	GEN-2	12/17/2012	Approval	Drawing
6007-PLN-PRI-39-62-1201	B-MT-402 Cover Sheet	Drawing	9	Vendor	GEN-2	12/17/2012	Approval	Drawing
6007-VAR-PRI-ATM-1009	MT-402 Rev 9 Tank Change Memo	Drawing	0	Vendor	GEN-2	12/17/2012	Approval	
6007-PLN-SFP-15-84-D100	Fire Protection Underground Details	Drawing	4	Vendor	GEN-2	1/4/2013	Approval	Drawing
6007-PLN-SFP-15-84-U01A	Alpha Site Fire Protection Underground Plan	Drawing	4	Vendor	GEN-2	1/4/2013	Approval	Drawing
N/A	Response Letter to BV	Drawing	N/A	Vendor	GEN-2	1/7/2013	Approval	
0187-B1&B2	MT-424 Foundation Drawing Changes Memo	Drawing	0	Vendor	GEN-2	12/17/2012	Approval	
6007-CAL-PRI-39-52-2100	A-MT-424 Structural Calculations	Drawing	4	Vendor	GEN-2	12/17/2012	Approval	calculation
6007-CAL-PRI-39-52-2200	B-MT-424 Structural Calculations	Drawing	4	Vendor	GEN-2	12/17/2012	Approval	calculation
6007-PLN-PRI-39-52-2101	A-MT-424 Foundation Cover Sheet	Drawing	2	Vendor	GEN-2	12/17/2012	Approval	Drawing
6007-PLN-PRI-39-52-2106	A-MT-424 Anchor Chair Detail	Drawing	2	Vendor	GEN-2	12/17/2012	Approval	Drawing
6007-PLN-PRI-39-52-2201	B-MT-424 Foundation Cover Sheet	Drawing	3	Vendor	GEN-2	12/17/2012	Approval	Drawing
6007-PLN-PRI-39-52-2206	B-MT-424 Anchor Chair Detail	Drawing	3	Vendor	GEN-2	12/17/2012	Approval	Drawing
0187P-C1&C2	MT-444 Foundation Drawing Changes Memo	Drawing	0	Vendor	GEN-2	12/17/2012	Approval	
6007-CAL-PRI-39-52-3100	A-MT-444 Structural Calculations	Drawing	4	Vendor	GEN-2	12/17/2012	Approval	calculation
6007-CAL-PRI-39-52-3200	B-MT-444 Structural Calculation	Drawing	4	Vendor	GEN-2	12/17/2012	Approval	calculation
6007-PLN-PRI-39-52-3101	A-MT-444 Foundation Cover Sheet	Drawing	3	Vendor	GEN-2	12/17/2012	Approval	Drawing
6007-PLN-PRI-39-52-3106	A-MT-444 Anchor Chair Detail	Drawing	3	Vendor	GEN-2	12/17/2012	Approval	Drawing
6007-PLN-PRI-39-52-3201	B-MT-444 Foundation Cover Sheet	Drawing	3	Vendor	GEN-2	12/17/2012	Approval	Drawing
6007-PLN-PRI-39-52-3206	B-MT-444 Anchor Chair Detail	Drawing	3	Vendor	GEN-2	12/17/2012	Approval	Drawing
0187P-F1-4	HTF Overflow Tanks	Drawing		Vendor	GEN-2	1/18/2013	Approval	
6007-PLN-PRI-58-62-6101	Alpha Plant Htf Overflow Tank B-MT-204A Cover Sheet	Drawing	7	Vendor	GEN-2	12/18/2013	Approval	Drawing
6007-PLN-PRI-58-62-6107	Alpha Plant Htf Overflow Tank B-MT-204A Shell Details	Drawing	5	Vendor	GEN-2	12/23/2012	Approval	Drawing
6007-PLN-PRI-58-62-6117	Alpha Plant HTF Overflow Tank B-MT-204B Insulation Support Exterior Ladder	Drawing	5	Vendor	GEN-2	12/23/2012	Approval	Drawing
6007-PLN-PRI-58-62-6118	Alpha Plant Htf Overflow Tank B-MT-204A Roof Handrail	Drawing	6	Vendor	GEN-2	11/8/2012	Approval	Drawing
6007-PLN-PRI-58-62-6120	Alpha Plant Htf Overflow Tank B-MT-204A Insulation Support	Drawing	7	Vendor	GEN-2	12/18/2012	Approval	Drawing
6007-PLN-PRI-58-62-6201	Alpha Plant HTF Overflow Tank B-MT-204B Insulation Support Cover Sheet	Drawing	7	Vendor	GEN-2	12/18/2012	Approval	Drawing
6007-PLN-PRI-58-62-6207	Alpha Plant HTF Overflow Tank B-MT-204B Insulation Support Shell Details	Drawing	5	Vendor	GEN-2	12/23/2012	Approval	Drawing
6007-PLN-PRI-58-62-6217	Alpha Plant HTF Overflow Tank B-MT-204B Insulation Support Exterior Ladder	Drawing	5	Vendor	GEN-2	12/23/2012	Approval	Drawing
6007-PLN-PRI-58-62-6218	Alpha Plant HTF Overflow Tank B-MT-204B Insulation Support Roof Handrail	Drawing	6	Vendor	GEN-2	11/8/2012	Approval	Drawing
6007-PLN-PRI-58-62-6220	Beta Plant Htf Overflow Tank B-MT-204A Insulation Support	Drawing	7	Vendor	GEN-2	12/18/2013	Approval	Drawing
6007-PLN-PRI-58-62-6301	Beta Plant Htf Overflow Tank B-MT-204A Cover Sheet	Drawing	7	Vendor	GEN-2	12/18/2013	Approval	Drawing
6007-PLN-PRI-58-62-6307	Beta Plant Htf Overflow Tank B-MT-204A Shell Details	Drawing	5	Vendor	GEN-2	12/23/2012	Approval	Drawing
6007-PLN-PRI-58-62-6317	Beta Plant Htf Overflow Tank B-MT-204A Exterior Ladder	Drawing	5	Vendor	GEN-2	12/23/2012	Approval	Drawing
6007-PLN-PRI-58-62-6318	Beta Plant Htf Overflow Tank B-MT-204A Roof Handrail	Drawing	6	Vendor	GEN-2	11/8/2012	Approval	Drawing
6007-PLN-PRI-58-62-6320	Beta Plant Htf Overflow Tank B-MT-204A Insulation Support	Drawing	7	Vendor	GEN-2	12/18/2013	Approval	Drawing
6007-PLN-PRI-58-62-6401	Beta Plant HTF Overflow Tank B-MT-204B Insulation Support Cover Sheet	Drawing	7	Vendor	GEN-2	12/18/2013	Approval	Drawing
6007-PLN-PRI-58-62-6407	Beta Plant HTF Overflow Tank B-MT-204B Insulation Support Shell Details	Drawing	5	Vendor	GEN-2	12/23/2012	Approval	Drawing

6007-PLN-PRI-58-62-6417	Beta Plant HTF Overflow Tank B-MT-204B Insulation Support Exterior Ladder	Drawing	5	Vendor	GEN-2	12/23/2012	Approval	Drawing
6007-PLN-PRI-58-62-6418	Beta Plant HTF Overflow Tank B-MT-204B Insulation Support Roof Handrail	Drawing	6	Vendor	GEN-2	11/8/2012	Approval	Drawing
6007-PLN-PRI-58-62-6420	Beta Plant HTF Overflow Tank B-MT-204B Insulation Support	Drawing	7	Vendor	GEN-2	12/18/2013	Approval	Drawing
0187P-F1-4	HTF Overflow Tanks	Drawing	7	Vendor	GEN-2	1/18/2013	Approval	
6007-PLN-PRI-58-62-6101	Alpha Plant Htf Overflow Tank B-MT-204A Cover Sheet	Drawing	5	Vendor	GEN-2	1/18/2013	Approval	Drawing
6007-PLN-PRI-58-62-6107	Alpha Plant Htf Overflow Tank B-MT-204A Shell Details	Drawing	5	Vendor	GEN-2	1/18/2013	Approval	Drawing
6007-PLN-PRI-58-62-6117	Alpha Plant HTF Overflow Tank B-MT-204B Insulation Support Exterior Ladder	Drawing	6	Vendor	GEN-2	1/18/2013	Approval	Drawing
6007-PLN-PRI-58-62-6118	Alpha Plant Htf Overflow Tank B-MT-204A Roof Handrail	Drawing	7	Vendor	GEN-2	1/18/2013	Approval	Drawing
6007-PLN-PRI-58-62-6120	Alpha Plant Htf Overflow Tank B-MT-204A Insulation Support	Drawing	7	Vendor	GEN-2	1/18/2013	Approval	Drawing
6007-PLN-PRI-58-62-6201	Alpha Plant HTF Overflow Tank B-MT-204B Insulation Support Cover Sheet	Drawing	5	Vendor	GEN-2	1/18/2013	Approval	Drawing
6007-PLN-PRI-58-62-6207	Alpha Plant HTF Overflow Tank B-MT-204B Insulation Support Shell Details	Drawing	5	Vendor	GEN-2	1/18/2013	Approval	Drawing
6007-PLN-PRI-58-62-6217	Alpha Plant HTF Overflow Tank B-MT-204B Insulation Support Exterior Ladder	Drawing	6	Vendor	GEN-2	1/18/2013	Approval	Drawing
6007-PLN-PRI-58-62-6218	Alpha Plant HTF Overflow Tank B-MT-204B Insulation Support Roof Handrail	Drawing	7	Vendor	GEN-2	1/18/2013	Approval	Drawing
6007-PLN-PRI-58-62-6220	Beta Plant Htf Overflow Tank B-MT-204A Insulation Support	Drawing	7	Vendor	GEN-2	1/18/2013	Approval	Drawing
6007-PLN-PRI-58-62-6301	Beta Plant Htf Overflow Tank B-MT-204A Cover Sheet	Drawing	5	Vendor	GEN-2	1/18/2013	Approval	Drawing
6007-PLN-PRI-58-62-6307	Beta Plant Htf Overflow Tank B-MT-204A Shell Details	Drawing	5	Vendor	GEN-2	1/18/2013	Approval	Drawing
6007-PLN-PRI-58-62-6317	Beta Plant Htf Overflow Tank B-MT-204A Exterior Ladder	Drawing	6	Vendor	GEN-2	1/18/2013	Approval	Drawing
6007-PLN-PRI-58-62-6318	Beta Plant Htf Overflow Tank B-MT-204A Roof Handrail	Drawing	7	Vendor	GEN-2	1/18/2013	Approval	Drawing
6007-PLN-PRI-58-62-6320	Beta Plant Htf Overflow Tank B-MT-204A Insulation Support	Drawing	7	Vendor	GEN-2	1/18/2013	Approval	Drawing
6007-PLN-PRI-58-62-6401	Beta Plant HTF Overflow Tank B-MT-204B Insulation Support Cover Sheet	Drawing	5	Vendor	GEN-2	1/18/2013	Approval	Drawing
6007-PLN-PRI-58-62-6407	Beta Plant HTF Overflow Tank B-MT-204B Insulation Support Shell Details	Drawing	5	Vendor	GEN-2	1/18/2013	Approval	Drawing
6007-PLN-PRI-58-62-6417	Beta Plant HTF Overflow Tank B-MT-204B Insulation Support Exterior Ladder	Drawing	6	Vendor	GEN-2	1/18/2013	Approval	Drawing
6007-PLN-PRI-58-62-6418	Beta Plant HTF Overflow Tank B-MT-204B Insulation Support Roof Handrail	Drawing	7	Vendor	GEN-2	1/18/2013	Approval	Drawing
6007-PLN-PRI-58-62-6420	Beta Plant HTF Overflow Tank B-MT-204B Insulation Support	Drawing	7	Vendor	GEN-2	1/18/2013	Approval	Drawing
6007-PLN-FWE-21-54-0401	TYPICAL PIPE HANDRAIL, STAIRWAY AND GRATING DETAILS	Drawing	0	Vendor	GEN-2	2/8/2013	Approval	Drawing
6007-PLN-FWE-21-54-0402	TYPICAL PIPE HANDRAIL, STAIRWAY AND GRATING DETAILS	Drawing	0	Vendor	GEN-2	2/8/2013	Approval	Drawing
6007-PLN-FWE-21-54-0403	TYPICAL DETAILS	Drawing	0	Vendor	GEN-2	2/8/2013	Approval	Drawing
6007-PLN-FWE-21-52-0001	EQUIPMENTS - BASE LOADS	Drawing	H	Vendor	GEN-2	2/8/2013	Approval	Drawing
6007-PLN-FWE-21-52-0002	Structural Base Loads	Drawing	2	Vendor	GEN-2	2/8/2013	Approval	Drawing
6007-PLN-FWE-21-52-0003	Base Loads Table. Main & Auxiliary Platforms	Drawing	1	Vendor	GEN-2	2/8/2013	Approval	Drawing
6007-PLN-FWE-21-52-0004	Base Loads Table. Piping Supports	Drawing	1	Vendor	GEN-2	2/8/2013	Approval	Drawing
6007-PLN-FWE-21-52-0101	PIPE SUPPORTS BASE LOADS	Drawing	E	Vendor	GEN-2	2/8/2013	Approval	Drawing
6007-PLN-FWE-21-52-0102	PIPE SUPPORTS DETAILS BASE. PLATES AND ANCHOR RODS	Drawing	2	Vendor	GEN-2	2/8/2013	Approval	Drawing
6007-PLN-FWE-21-52-0201	Equipments Base Loads Details	Drawing	3	Vendor	GEN-2	2/8/2013	Approval	Drawing
6007-PLN-FWE-21-52-0202	Structural Base Loads Details	Drawing	3	Vendor	GEN-2	2/8/2013	Approval	Drawing
6007-PLN-FWE-21-52-0211	Equipment Base Plate Details	Drawing	1	Vendor	GEN-2	2/8/2013	Approval	Drawing
6007-PLN-FWE-21-54-0301	Main Structure	Drawing	2	Vendor	GEN-2	2/8/2013	Approval	Drawing
6007-PLN-FWE-21-54-0302	Main Structure. Bents 1 to 7	Drawing	1	Vendor	GEN-2	2/8/2013	Approval	Drawing
6007-PLN-FWE-21-54-0303	Main Structure. Bents A/M &B/N	Drawing	1	Vendor	GEN-2	2/8/2013	Approval	Drawing
6007-PLN-FWE-21-54-0304	Main Structure. Plan View	Drawing	1	Vendor	GEN-2	2/8/2013	Approval	Drawing
6007-PLN-FWE-21-54-0305	Auxiliary Structure. Platforms	Drawing	2	Vendor	GEN-2	2/8/2013	Approval	Drawing
6007-PLN-FWE-21-54-0306	MAIN STRUCTURE - P. V. - LEVELS +17' 11 3/4" +39' 6 3/4" & +50' 7 3/4"	Drawing	2	Vendor	GEN-2	2/8/2013	Approval	Drawing
6007-PLN-FWE-21-54-0307	MAIN STRUCTURE - PLANT VIEW - GRATING LEVELS	Drawing	2	Vendor	GEN-2	2/8/2013	Approval	Drawing
6007-PLN-FWE-21-54-0311	Auxiliary Structure. Piping Supports -I-	Drawing	1	Vendor	GEN-2	2/8/2013	Approval	Drawing
6007-PLN-FWE-21-54-0312	AUXILIARY STRUCTURE PIPPING SUPPORTS-2-	Drawing	1	Vendor	GEN-2	2/8/2013	Approval	Drawing
6007-PLN-FWE-21-54-0321	DRUM SADDLE FOR ERECTION - GENERAL ARRANGEMENT & SECTIONS	Drawing	1	Vendor	GEN-2	2/8/2013	Approval	Drawing
6007-PLN-FWE-21-54-0351	MAIN STRUCTURE - DETAILS SERIAL A & B	Drawing	1	Vendor	GEN-2	2/8/2013	Approval	Drawing
6007-PLN-FWE-21-54-0352	MAIN STRUCTURE - DETAILS SERIAL C - D & E	Drawing	1	Vendor	GEN-2	2/8/2013	Approval	Drawing
6007-CAL-FWE-21-61-0005	Feedwater and Steam Pipng Stress Analysis Report	Drawing	C	Vendor	GEN-2	2/8/2013	Approval	calculation
6007-CAL-FWE-21-61-0006	HTF Oil Pipng Stress Analysis Report	Drawing	C	Vendor	GEN-2	2/8/2013	Approval	calculation
6007-PLN-FWE-21-65-6001	PIPING GENERAL ARRANGEMENT AND TERMINAL POINTS	Drawing	G	Vendor	GEN-2	2/8/2013	Approval	Drawing
0187P-F1-4	Foundation Drawing	Drawing		Vendor	GEN-2	2/12/2013	Approval	
6007-PLN-PRI-58-52-6101	A-MT-204A Overflow Tanks Cover Sheet Alpha	Drawing	4	Vendor	GEN-2	2/12/2013	Approval	Drawing
6007-PLN-PRI-58-52-6105A	A-MT-204A Overflow Tanks Foundation Modifications Alpha	Drawing	4	Vendor	GEN-2	2/12/2013	Approval	Drawing
6007-PLN-PRI-58-52-6201	A-MT-204B Overflow Tanks Cover Sheet Alpha	Drawing	4	Vendor	GEN-2	2/12/2013	Approval	Drawing
6007-PLN-PRI-58-52-6205A	A-MT-204B Overflow Tanks Foundation Modifications Alpha	Drawing	4	Vendor	GEN-2	2/12/2013	Approval	Drawing
6007-PLN-PRI-58-52-6301	B-MT-204A Overflow Tanks Cover Sheet Beta	Drawing	4	Vendor	GEN-2	2/12/2013	Approval	Drawing
6007-PLN-PRI-58-52-6305A	B-MT-204B Overflow Tanks Foundation Modifications Beta	Drawing	4	Vendor	GEN-2	2/12/2013	Approval	Drawing
6007-PLN-PRI-58-52-6401	B-MT-204B Overflow Tanks Cover Sheet Beta	Drawing	4	Vendor	GEN-2	2/12/2013	Approval	Drawing
6007-PLN-PRI-58-52-6405A	B-MT-204B Overflow Tanks Foundation Modifications Beta	Drawing	4	Vendor	GEN-2	2/12/2013	Approval	Drawing
6007-PLN-SFP-15-84-U01B	Beta Site Fire Protection Underground Plan	Drawing	4	Vendor	GEN-2	2/25/2013	Approval	Drawing
6007-PLN-SFP-15-84-D001	Alpha & Beta Site Fire Protection Underground Details	Drawing	5	Vendor	GEN-2	2/25/2013	Approval	Drawing
6007-PLN-FWE-21-54-0401	TYPICAL PIPE HANDRAIL, STAIRWAY AND GRATING DETAILS	Drawing	0	Vendor	GEN-2	3/6/2013	Approval	Drawing
6007-PLN-FWE-21-54-0402	TYPICAL PIPE HANDRAIL, STAIRWAY AND GRATING DETAILS	Drawing	0	Vendor	GEN-2	3/6/2013	Approval	Drawing
6007-PLN-FWE-21-54-0403	TYPICAL DETAILS	Drawing	0	Vendor	GEN-2	3/6/2013	Approval	Drawing
6007-PLN-FWE-21-52-0002	Structural Base Loads	Drawing	2	Vendor	GEN-2	3/6/2013	Approval	Drawing
6007-PLN-FWE-21-52-0003	Base Loads Table. Main & Auxiliary Platforms	Drawing	1	Vendor	GEN-2	3/6/2013	Approval	Drawing
6007-PLN-FWE-21-52-0004	Base Loads Table. Piping Supports	Drawing	1	Vendor	GEN-2	3/6/2013	Approval	Drawing
6007-PLN-FWE-21-52-0102	PIPE SUPPORTS DETAILS BASE. PLATES AND ANCHOR RODS	Drawing	2	Vendor	GEN-2	3/6/2013	Approval	Drawing
6007-PLN-FWE-21-52-0201	Equipments Base Loads Details	Drawing	3	Vendor	GEN-2	3/6/2013	Approval	Drawing
6007-PLN-FWE-21-52-0202	Structural Base Loads Details	Drawing	3	Vendor	GEN-2	3/6/2013	Approval	Drawing
6007-PLN-FWE-21-52-0211	Equipment Base Plate Details	Drawing	1	Vendor	GEN-2	3/6/2013	Approval	Drawing
6007-PLN-FWE-21-54-0301	Main Structure	Drawing	2	Vendor	GEN-2	3/6/2013	Approval	Drawing
6007-PLN-FWE-21-54-0302	Main Structure. Bents 1 to 7	Drawing	1	Vendor	GEN-2	3/6/2013	Approval	Drawing
6007-PLN-FWE-21-54-0303	Main Structure. Bents A/M &B/N	Drawing	1	Vendor	GEN-2	3/6/2013	Approval	Drawing
6007-PLN-FWE-21-54-0304	Main Structure. Plan View	Drawing	1	Vendor	GEN-2	3/6/2013	Approval	Drawing
6007-PLN-FWE-21-54-0305	Auxiliary Structure. Platforms	Drawing	2	Vendor	GEN-2	3/6/2013	Approval	Drawing
6007-PLN-FWE-21-54-0306	MAIN STRUCTURE - P. V. - LEVELS +17' 11 3/4" +39' 6 3/4" & +50' 7 3/4"	Drawing	2	Vendor	GEN-2	3/6/2013	Approval	Drawing
6007-PLN-FWE-21-54-0307	MAIN STRUCTURE - PLANT VIEW - GRATING LEVELS	Drawing	2	Vendor	GEN-2	3/6/2013	Approval	Drawing
6007-PLN-FWE-21-54-0311	Auxiliary Structure. Piping Supports -I-	Drawing	1	Vendor	GEN-2	3/6/2013	Approval	Drawing
6007-PLN-FWE-21-54-0312	AUXILIARY STRUCTURE PIPPING SUPPORTS-2-	Drawing	1	Vendor	GEN-2	3/6/2013	Approval	Drawing
6007-PLN-FWE-21-54-0321	DRUM SADDLE FOR ERECTION - GENERAL ARRANGEMENT & SECTIONS	Drawing	1	Vendor	GEN-2	3/6/2013	Approval	Drawing
6007-PLN-FWE-21-54-0351	MAIN STRUCTURE - DETAILS SERIAL A & B	Drawing	1	Vendor	GEN-2	3/6/2013	Approval	Drawing
6007-PLN-FWE-21-54-0352	MAIN STRUCTURE - DETAILS SERIAL C - D & E	Drawing	1	Vendor	GEN-2	3/6/2013	Approval	Drawing
2804-CAL-12-2-15-02	FWE Evaporator Rods Technical Note	Drawing	0	Vendor	GEN-2	3/6/2013	Approval	calculation
6007-CAL-FWE-21-52-0001	Equipmement base plates, guides & anchor bolts Aci calculation	Drawing	C	Vendor	GEN-2	3/6/2013	Approval	calculation
6007-PLN-SFP-15-84-D001	Alpha and Beta Site Fire Proctection Underground Details	Drawing	5	Vendor	GEN-2	3/12/2013	Approval	Drawing
6007-PLN-SFP-15-84-U01B	Beta Site Fire Protection Underground Plan	Drawing	4	Vendor	GEN-2	3/12/2013	Approval	Drawing
6007-PLN-PRI-39-62-3102	A-MT-444 Annular Layout	Drawing	0	Vendor	GEN-2	3/12/2013	Approval	Drawing
6007-PLN-SCT-14-62-0117	FPS Drawing for Alpha Tower (1914FP-100)	Drawing	0	Vendor	GEN-2	3/21/2013	Approval	Drawing
6007-PLN-SCT-14-62-0211	FPS Drawing for Beta Tower (1914FP-101)	Drawing	0	Vendor	GEN-2	3/21/2013	Approval	Drawing
6007-CAL-SCT-14-62-0007	FPS Calculations for Alpha Tower (1914FP-100A)	Drawing	0	Vendor	GEN-2	3/21/2013	Approval	calculation
6007-CAL-SCT-14-62-0008	FPS Calculations for Beta Tower (1914FP-100B)	Drawing	0	Vendor	GEN-2	3/21/2013	Approval	calculation
6007-HDD-SCT-14-62-0007	FPS Equipment Data Alpha and Beta Towers (ME-1914)	Drawing	0	Vendor	GEN-2	3/21/2013	Approval	Data Sheet
6007-PLN-LEF-12-54-0021	Geometric Def of Rac plan detail drawings	Drawing	4	Vendor	GEN-2	3/22/2013	Approval	Drawing
6007-PLN-LEF-12-54-0022	Geometric Def of ourdoor Rac plan detail drawings	Drawing	2	Vendor	GEN-2	3/22/2013	Approval	Drawing
6007-PLN-LEF-12-54-0031	Geometric Def of Rac elevations	Drawing	4	Vendor	GEN-2	3/22/2013	Approval	Drawing
6007-PLN-LEF-12-54-0032	Geometric Def of Rac elevations	Drawing	4	Vendor	GEN-2	3/22/2013	Approval	Drawing

6007-PLN-LEF-12-54-0033	Geometric Def of Rac elevations	Drawing	4	Vendor	GEN-2	3/22/2013	Approval	Drawing
6007-PLN-LEF-12-54-0034	Geometric Def of Rac elevations	Drawing	4	Vendor	GEN-2	3/22/2013	Approval	Drawing
6007-PLN-LEF-12-54-0035	Geometric Def of Rac elevations	Drawing	4	Vendor	GEN-2	3/22/2013	Approval	Drawing
6007-PLN-LEF-12-54-0036	Geometric Def of ourdoor Rac elevations	Drawing	2	Vendor	GEN-2	3/22/2013	Approval	Drawing
6007-PLN-LEF-12-54-0037	Geometric Def of ourdoor Rac elevations	Drawing	2	Vendor	GEN-2	3/22/2013	Approval	Drawing
6007-PLN-LEF-12-54-0038	Geometric Def of ourdoor Rac elevations	Drawing	2	Vendor	GEN-2	3/22/2013	Approval	Drawing
6007-PLN-LEF-12-54-0039	Geometric Def of ourdoor Rac elevations	Drawing	3	Vendor	GEN-2	3/22/2013	Approval	Drawing
6007-PLN-LEF-12-54-0041	Geometric Def of Rac sections	Drawing	5	Vendor	GEN-2	3/22/2013	Approval	Drawing
6007-PLN-LEF-12-54-0042	Geometric Def of Rac sections	Drawing	5	Vendor	GEN-2	3/22/2013	Approval	Drawing
6007-PLN-LEF-12-54-0043	Geometric Def of ourdoor Rac sections	Drawing	3	Vendor	GEN-2	3/22/2013	Approval	Drawing
6007-PLN-LEF-12-54-0051	Geometric Def of Rac details of construction	Drawing	3	Vendor	GEN-2	3/22/2013	Approval	Drawing
6007-PLN-LEF-12-54-0052	Geometric Def of Rac details of construction	Drawing	2	Vendor	GEN-2	3/22/2013	Approval	Drawing
6007-PLN-LEF-12-54-0053	Geometric Def of Rac details of construction	Drawing	0	Vendor	GEN-2	3/22/2013	Approval	Drawing
6007-CAL-AGE-58-52-6500-R03	Calculation report for Central plant. HTF main pipe support foundation. beta plant	Drawing	3	Vendor	GEN-2	3/21/2013	Approval	calculation
6007-LIS-AGE-58-52-6500-R03	Coordiantes list for Central plant. HTF main pipe support foundation. beta plant	LIst	3	Vendor	GEN-2	3/21/2013	Approval	List
6007-PLN-AGE-58-52-6500-R03	Central Plant, Main HTF Pipes Support Foundations. Cover sheet	Drawing	3	Vendor	GEN-2	3/21/2013	Approval	Drawing
6007-PLN-AGE-58-52-6501-R02	Central Plant, Main HTF Pipes Support Foundations. General Notes	Drawing	2	Vendor	GEN-2	3/21/2013	Approval	Drawing
6007-PLN-AGE-58-52-6502-R02	Central Plant, Main HTF Pipes Support Foundations. Foundations plan	Drawing	2	Vendor	GEN-2	3/21/2013	Approval	Drawing
6007-PLN-AGE-58-52-6503-R03	Central Plant, Main HTF Pipes Support Foundations. Sections & details I	Drawing	3	Vendor	GEN-2	3/21/2013	Approval	Drawing
6007-PLN-AGE-58-52-6504-R03	Central Plant, Main HTF Pipes Support Foundations. Sections & details II	Drawing	3	Vendor	GEN-2	3/21/2013	Approval	Drawing
6007-CAL-AGE-58-52-6505-R02	Calculation report for Central plant. HTF main sleepers-pipes supp. II. beta plant	Drawing	2	Vendor	GEN-2	3/21/2013	Approval	calculation
6007-LIS-AGE-58-52-6505-R02	Coordinates list for Central plant. HTF main sleepers-pipes supp. II. beta plant	LIst	2	Vendor	GEN-2	3/21/2013	Approval	List
6007-PLN-AGE-58-52-6505-R02	Central Plant, Main HTF Pipes Support Foundations II. Cover sheet	Drawing	2	Vendor	GEN-2	3/21/2013	Approval	Drawing
6007-PLN-AGE-58-52-6506-R02	Central Plant, Main HTF Pipes Support Foundations II. General Notes	Drawing	2	Vendor	GEN-2	3/21/2013	Approval	Drawing
6007-PLN-AGE-58-52-6507-R02	Central Plant, Main HTF Pipes Support Foundations II. Foundations plan	Drawing	2	Vendor	GEN-2	3/21/2013	Approval	Drawing
6007-PLN-AGE-58-52-6508-R02	Central Plant, Main HTF Pipes Support Foundations II. Sections & details	Drawing	2	Vendor	GEN-2	3/21/2013	Approval	Drawing
6007-PLN-PRI-58-62-6101	A-MT-204A Tank Cover Sheet	Drawing	9	Vendor	GEN-2	3/27/2013	Approval	Drawing
6007-PLN-PRI-58-62-6108	A-MT-204A Shell Layout	Drawing	9	Vendor	GEN-2	3/27/2013	Approval	Drawing
6007-PLN-PRI-58-62-6108A	A-MT-204A Fire Protection Clip Shell Layout	Drawing	9	Vendor	GEN-2	3/27/2013	Approval	Drawing
6007-PLN-PRI-58-62-6121	A-MT-204A Fire Protection Clip	Drawing	9	Vendor	GEN-2	3/27/2013	Approval	Drawing
6007-PLN-PRI-58-62-6201	A-MT-204B Tank Cover Sheet	Drawing	9	Vendor	GEN-2	3/27/2013	Approval	Drawing
6007-PLN-PRI-58-62-6208	A-MT-204B Shell Layout	Drawing	9	Vendor	GEN-2	3/27/2013	Approval	Drawing
6007-PLN-PRI-58-62-6208A	A-MT-204B Fire Protection Clip Shell Layout	Drawing	9	Vendor	GEN-2	3/27/2013	Approval	Drawing
6007-PLN-PRI-58-62-6221	A-MT-204B Fire Protection Clip	Drawing	9	Vendor	GEN-2	3/27/2013	Approval	Drawing
6007-PLN-PRI-58-62-6301	B-MT-204A Tank Cover Sheet	Drawing	9	Vendor	GEN-2	3/27/2013	Approval	Drawing
6007-PLN-PRI-58-62-6308	B-MT-204A Shell Layout	Drawing	9	Vendor	GEN-2	3/27/2013	Approval	Drawing
6007-PLN-PRI-58-62-6308A	B-MT-204A Fire Protection Clip Shell Layout	Drawing	9	Vendor	GEN-2	3/27/2013	Approval	Drawing
6007-PLN-PRI-58-62-6321	B-MT-204A Fire Protection Clip	Drawing	9	Vendor	GEN-2	3/27/2013	Approval	Drawing
6007-PLN-PRI-58-62-6401	B-MT-204B Tank Cover Sheet	Drawing	9	Vendor	GEN-2	3/27/2013	Approval	Drawing
6007-PLN-PRI-58-62-6408	B-MT-204B Shell Layout	Drawing	9	Vendor	GEN-2	3/27/2013	Approval	Drawing
6007-PLN-PRI-58-62-6408A	B-MT-204B Fire Protection Clip Shell Layout	Drawing	9	Vendor	GEN-2	3/27/2013	Approval	Drawing
6007-PLN-PRI-58-62-6421	B-MT-204B Fire Protection Clip	Drawing	9	Vendor	GEN-2	3/27/2013	Approval	Drawing
N/A	Fire Clip Analysis Calculation	Drawing	0	Vendor	GEN-2	3/27/2013	Approval	
N/A	Overflow Tank Changes Memo	Drawing	0	Vendor	GEN-2	3/27/2013	Approval	
S2.1	General Circuit Breaker Platform Foundation and Framing Plans	Drawing	2	Vendor	GEN-2	3/27/2013	Approval	
6007-PLN-PRI-58-62-6101	A-MT-204A Tank Cover Sheet	Drawing	10	Vendor	GEN-2	4/8/2013	Approval	Drawing
6007-PLN-PRI-58-62-6108	A-MT-204A Shell Layout	Drawing	9	Vendor	GEN-2	4/8/2013	Approval	Drawing
6007-PLN-PRI-58-62-6108A	A-MT-204A Fire Protection Clip Shell Layout	Drawing	10	Vendor	GEN-2	4/8/2013	Approval	Drawing
6007-PLN-PRI-58-62-6121	A-MT-204A Fire Protection Clip	Drawing	10	Vendor	GEN-2	4/8/2013	Approval	Drawing
6007-PLN-PRI-58-62-6201	A-MT-204B Tank Cover Sheet	Drawing	10	Vendor	GEN-2	4/8/2013	Approval	Drawing
6007-PLN-PRI-58-62-6208	A-MT-204B Shell Layout	Drawing	9	Vendor	GEN-2	4/8/2013	Approval	Drawing
6007-PLN-PRI-58-62-6208A	A-MT-204B Fire Protection Clip Shell Layout	Drawing	10	Vendor	GEN-2	4/8/2013	Approval	Drawing
6007-PLN-PRI-58-62-6221	A-MT-204B Fire Protection Clip	Drawing	10	Vendor	GEN-2	4/8/2013	Approval	Drawing
6007-PLN-PRI-58-62-6301	B-MT-204A Tank Cover Sheet	Drawing	10	Vendor	GEN-2	4/8/2013	Approval	Drawing
6007-PLN-PRI-58-62-6308	B-MT-204A Shell Layout	Drawing	9	Vendor	GEN-2	4/8/2013	Approval	Drawing
6007-PLN-PRI-58-62-6308A	B-MT-204A Fire Protection Clip Shell Layout	Drawing	10	Vendor	GEN-2	4/8/2013	Approval	Drawing
6007-PLN-PRI-58-62-6321	B-MT-204A Fire Protection Clip	Drawing	10	Vendor	GEN-2	4/8/2013	Approval	Drawing
6007-PLN-PRI-58-62-6401	B-MT-204B Tank Cover Sheet	Drawing	10	Vendor	GEN-2	4/8/2013	Approval	Drawing
6007-PLN-PRI-58-62-6408	B-MT-204B Shell Layout	Drawing	9	Vendor	GEN-2	4/8/2013	Approval	Drawing
6007-PLN-PRI-58-62-6408A	B-MT-204B Fire Protection Clip Shell Layout	Drawing	10	Vendor	GEN-2	4/8/2013	Approval	Drawing
6007-PLN-PRI-58-62-6421	B-MT-204B Fire Protection Clip	Drawing	10	Vendor	GEN-2	4/8/2013	Approval	Drawing
0187P-F1-4 MT-204 HTF	Fire Clip Analysis Calculation	Drawing	0	Vendor	GEN-2	4/8/2013	Approval	
0187P-F1-4-MT-204 HTF	Fire Protection Clip Weld Design	Drawing	0	Vendor	GEN-2	4/8/2013	Approval	
6007-CAL-FWE-21-61-0006	HTF Oil Pipng Stress Analysis Report	Drawing	0	Vendor	GEN-2	4/15/2013	Approval	calculation
6007-PLN-FWE-21-65-6001	PIPING GENERAL ARRANGEMENT AND TERMINAL POINTS	Drawing	0	Vendor	GEN-2	4/15/2013	Approval	Drawing
6007-PLN-FWE-21-52-0102	PIPE SUPPORTS DETAILS BASE. PLATES AND ANCHOR RODS	Drawing	3	Vendor	GEN-2	4/15/2013	Approval	Drawing
6007-PLN-FWE-21-54-0401	TYPICAL PIPE HANDRAIL, STAIRWAY AND GRATING DETAILS	Drawing	1	Vendor	GEN-2	4/15/2013	Approval	Drawing
6007-PLN-FWE-21-54-0402	TYPICAL PIPE HANDRAIL, STAIRWAY AND GRATING DETAILS	Drawing	1	Vendor	GEN-2	4/15/2013	Approval	Drawing
6007-PLN-FWE-21-54-0403	TYPICAL DETAILS	Drawing	1	Vendor	GEN-2	4/15/2013	Approval	Drawing
6007-PLN-FWE-21-52-0002	Structural Base Loads	Drawing	3	Vendor	GEN-2	4/15/2013	Approval	Drawing
6007-PLN-FWE-21-52-0003	Base Loads Table. Main & Auxiliary Platforms	Drawing	2	Vendor	GEN-2	4/15/2013	Approval	Drawing
6007-PLN-FWE-21-52-0004	Base Loads Table. Piping Supports	Drawing	2	Vendor	GEN-2	4/15/2013	Approval	Drawing
6007-PLN-FWE-21-52-0201	Equipments Base Loads Details	Drawing	4	Vendor	GEN-2	4/15/2013	Approval	Drawing
6007-PLN-FWE-21-52-0202	Structural Base Loads Details	Drawing	4	Vendor	GEN-2	4/15/2013	Approval	Drawing
6007-PLN-FWE-21-52-0211	Equipment Base Plate Details	Drawing	2	Vendor	GEN-2	4/15/2013	Approval	Drawing
6007-PLN-FWE-21-54-0301	Main Structure	Drawing	4	Vendor	GEN-2	4/15/2013	Approval	Drawing
6007-PLN-FWE-21-54-0302	Main Structure. Bents 1 to 7	Drawing	2	Vendor	GEN-2	4/15/2013	Approval	Drawing
6007-PLN-FWE-21-54-0303	Main Structure. Bents A/M &B/N	Drawing	2	Vendor	GEN-2	4/15/2013	Approval	Drawing
6007-PLN-FWE-21-54-0304	Main Structure. Plan View	Drawing	2	Vendor	GEN-2	4/15/2013	Approval	Drawing
6007-PLN-FWE-21-54-0305	Auxiliary Structure. Platforms	Drawing	4	Vendor	GEN-2	4/15/2013	Approval	Drawing
6007-PLN-FWE-21-54-0306	MAIN STRUCTURE - P. V. - LEVELS +17' 11 3/4" +39' 6 3/4" & +50' 7 3/4"	Drawing	4	Vendor	GEN-2	4/15/2013	Approval	Drawing
6007-PLN-FWE-21-54-0307	MAIN STRUCTURE - PLANT VIEW - GRATING LEVELS	Drawing	3	Vendor	GEN-2	4/15/2013	Approval	Drawing
6007-PLN-FWE-21-54-0311	Auxiliary Structure. Piping Supports -I-	Drawing	2	Vendor	GEN-2	4/15/2013	Approval	Drawing
6007-PLN-FWE-21-54-0312	AUXILIARY STRUCTURE PIPPING SUPPORTS-2-	Drawing	2	Vendor	GEN-2	4/15/2013	Approval	Drawing
6007-PLN-FWE-21-54-0321	DRUM SADDLE FOR ERECTION - GENERAL ARRANGEMENT & SECTIONS	Drawing	2	Vendor	GEN-2	4/15/2013	Approval	Drawing
6007-PLN-FWE-21-54-0351	MAIN STRUCTURE - DETAILS SERIAL A & B	Drawing	2	Vendor	GEN-2	4/15/2013	Approval	Drawing
6007-PLN-FWE-21-54-0352	MAIN STRUCTURE - DETAILS SERIAL C - D & E	Drawing	2	Vendor	GEN-2	4/15/2013	Approval	Drawing
2804-CAL-12-2-15-01	Structural Engineering Design Report_13_04_05	Drawing	1	Vendor	GEN-2	4/15/2013	Approval	calculation
2804-CAL-12-2-15-02	n/a	Drawing	0	Vendor	GEN-2	4/15/2013	Approval	calculation
6007 -PLN -AGE -58 -52 -2485	Cover sheet	Drawing	2	Vendor	GEN-2	4/10/2013	Approval	Drawing
6007 -PLN -AGE -58 -52 -2486	General notes	Drawing	2	Vendor	GEN-2	4/10/2013	Approval	Drawing
6007 -PLN -AGE -58 -52 -2487	Basin layout	Drawing	2	Vendor	GEN-2	4/10/2013	Approval	Drawing
6007 -PLN -AGE -58 -52 -2488	Sections & staircase details	Drawing	3	Vendor	GEN-2	4/10/2013	Approval	Drawing
6007 -PLN -AGE -58 -52 -2489	Sump and trench details	Drawing	2	Vendor	GEN-2	4/10/2013	Approval	Drawing
6007 -PLN -AGE -58 -52 -2490	Pump A -MP -204A foundation plan, sections & details	Drawing	2	Vendor	GEN-2	4/10/2013	Approval	Drawing
6007 -PLN -AGE -58 -52 -2491	Tank A -MV-206A foundation plan, sections & details	Drawing	3	Vendor	GEN-2	4/10/2013	Approval	Drawing
6007 -PLN -AGE -58 -52 -2492	Pedestal details & coordinates	Drawing	2	Vendor	GEN-2	4/10/2013	Approval	Drawing
6007 -CAL -AGE -58 -52 -2485	Overflow basin calc report	Drawing	0	Vendor	GEN-2	4/10/2013	Approval	calculation
6007 -PLN -AGE -58 -52 -6485	Cover sheet	Drawing	2	Vendor	GEN-2	4/10/2013	Approval	Drawing
6007 -PLN -AGE -58 -52 -6486	General notes	Drawing	2	Vendor	GEN-2	4/10/2013	Approval	Drawing
6007 -PLN -AGE -58 -52 -6487	Basin layout	Drawing	2	Vendor	GEN-2	4/10/2013	Approval	Drawing
6007 -PLN -AGE -58 -52 -6488	Sections & staircase details	Drawing	3	Vendor	GEN-2	4/10/2013	Approval	Drawing
6007 -PLN -AGE -58 -52 -6489	Sump and trench details	Drawing	2	Vendor	GEN-2	4/10/2013	Approval	Drawing

6007 -PLN -AGE -58 -52 -6490	Pump A -MP -204A foundation plan, sections & details	Drawing	2	Vendor	GEN-2	4/10/2013	Approval	Drawing
6007 -PLN -AGE -58 -52 -6491	Tank A -MV-206A foundation plan, sections & details	Drawing	3	Vendor	GEN-2	4/10/2013	Approval	Drawing
6007 -PLN -AGE -58 -52 -6492	Pedestal details & coordinates	Drawing	2	Vendor	GEN-2	4/10/2013	Approval	Drawing
6007 -CAL -AGE -58 -52 -6485	Overflow basin calc report	Drawing	0	Vendor	GEN-2	4/10/2013	Approval	calculation
6007 -CAL -AGE -58 -52 -2490	Pump foundation calc. Report	Drawing	2	Vendor	GEN-2	4/10/2013	Approval	calculation
RESPONSES TO BV	na	Spec		Vendor	GEN-2	4/10/2013	Approval	Spec
6007-PLN-AGE-41-52-4000-R02	Cover sheet	Drawing	2	Vendor	GEN-2	4/10/2013	Approval	Drawing
6007-PLN-AGE-41-52-4020-R02	General notes	Drawing	2	Vendor	GEN-2	4/10/2013	Approval	Drawing
6007-PLN-AGE-41-52-4040-R03	Foundation Plan	Drawing	3	Vendor	GEN-2	4/10/2013	Approval	Drawing
6007-CAL-AGE-41-52-4000-R04	Calculation report	Drawing	4	Vendor	GEN-2	4/10/2013	Approval	calculation
6007-PLN-AGE-41-52-8000-R02	Cover sheet	Drawing	2	Vendor	GEN-2	4/10/2013	Approval	Drawing
6007-PLN-AGE-41-52-8020-R02	General notes	Drawing	2	Vendor	GEN-2	4/10/2013	Approval	Drawing
6007-PLN-AGE-41-52-8040-R03	Foundation Plan	Drawing	3	Vendor	GEN-2	4/10/2013	Approval	Drawing
6007-CAL-AGE-41-52-8000-R04	Calculation report	Drawing	4	Vendor	GEN-2	4/10/2013	Approval	calculation
6007-CAL-AGE-41-54-4000	Calculation report	Drawing	2	Vendor	GEN-2	4/10/2013	Approval	calculation
6007-CAL-AGE-41-54-8000	Calculation report	Drawing	2	Vendor	GEN-2	4/10/2013	Approval	calculation
6007-PLN-AGE-41-54-4000-R02	Cover sheet	Drawing	2	Vendor	GEN-2	4/10/2013	Approval	Drawing
6007-PLN-AGE-41-54-4020-R02	General notes	Drawing	2	Vendor	GEN-2	4/10/2013	Approval	Drawing
6007-PLN-AGE-41-54-4040-R02	Structure Plan	Drawing	2	Vendor	GEN-2	4/10/2013	Approval	Drawing
6007-PLN-AGE-41-54-8000-R02	Cover sheet	Drawing	2	Vendor	GEN-2	4/10/2013	Approval	Drawing
6007-PLN-AGE-41-54-8020-R02	General notes	Drawing	2	Vendor	GEN-2	4/10/2013	Approval	Drawing
6007-PLN-AGE-41-54-8040-R02	Structure Plan	Drawing	2	Vendor	GEN-2	4/10/2013	Approval	Drawing
6007-PLN-AGE-41-57-4000-R00	Architectural details	Drawing	0	Vendor	GEN-2	4/10/2013	Approval	Drawing
6007-PLN-AGE-41-57-8000-R00	Architectural details	Drawing	0	Vendor	GEN-2	4/10/2013	Approval	Drawing
6007-PLN-AGE-25-54-4000	Cover sheet	Drawing	8	Vendor	GEN-2	4/15/2013	Approval	Drawing
6007-PLN-AGE-25-54-4020	General notes	Drawing	6	Vendor	GEN-2	4/15/2013	Approval	Drawing
6007-PLN-AGE-25-54-4040	At Elevation 2073 and 2078	Drawing	8	Vendor	GEN-2	4/15/2013	Approval	Drawing
6007-PLN-AGE-25-54-4041	At Elevation 2086 and 2091	Drawing	7	Vendor	GEN-2	4/15/2013	Approval	Drawing
6007-PLN-AGE-25-54-4042	At Elevation 2098	Drawing	7	Vendor	GEN-2	4/15/2013	Approval	Drawing
6007-PLN-AGE-25-54-4043	At Elevation 2114	Drawing	7	Vendor	GEN-2	4/15/2013	Approval	Drawing
6007-PLN-AGE-25-54-4044	At Elevation 2123;2139 and 2150	Drawing	7	Vendor	GEN-2	4/15/2013	Approval	Drawing
6007-PLN-AGE-25-54-4045	Elevations, sheet 1	Drawing	8	Vendor	GEN-2	4/15/2013	Approval	Drawing
6007-PLN-AGE-25-54-4046	Elevations, sheet 2	Drawing	7	Vendor	GEN-2	4/15/2013	Approval	Drawing
6007-PLN-AGE-25-54-4047	Elevations, sheet 3	Drawing	8	Vendor	GEN-2	4/15/2013	Approval	Drawing
6007-PLN-AGE-25-54-4048	Misc. Details	Drawing	7	Vendor	GEN-2	4/15/2013	Approval	Drawing
6007-PLN-AGE-25-54-4049	Anchor plates	Drawing	4	Vendor	GEN-2	4/15/2013	Approval	Drawing
6007-PLN-AGE-25-54-4050	Stairs	Drawing	4	Vendor	GEN-2	4/15/2013	Approval	Drawing
6007-PLN-AGE-25-54-4051	Columns schedule	Drawing	1	Vendor	GEN-2	4/15/2013	Approval	Drawing
6007-CAL-AGE-25-54-4000	Calculation report	Drawing	5	Vendor	GEN-2	4/15/2013	Approval	calculation
6007-PLN-AGE-25-54-8000	Cover sheet	Drawing	6	Vendor	GEN-2	4/15/2013	Approval	Drawing
6007-PLN-AGE-25-54-8020	General notes	Drawing	5	Vendor	GEN-2	4/15/2013	Approval	Drawing
6007-PLN-AGE-25-54-8040	At Elevation 2081 and 2086	Drawing	6	Vendor	GEN-2	4/15/2013	Approval	Drawing
6007-PLN-AGE-25-54-8041	At Elevation 2094 and 2099	Drawing	5	Vendor	GEN-2	4/15/2013	Approval	Drawing
6007-PLN-AGE-25-54-8042	At Elevation 2116	Drawing	5	Vendor	GEN-2	4/15/2013	Approval	Drawing
6007-PLN-AGE-25-54-8043	At Elevation 2122	Drawing	5	Vendor	GEN-2	4/15/2013	Approval	Drawing
6007-PLN-AGE-25-54-8044	At Elevation 2131;2146 and 2158	Drawing	5	Vendor	GEN-2	4/15/2013	Approval	Drawing
6007-PLN-AGE-25-54-8045	Elevations, sheet 1	Drawing	6	Vendor	GEN-2	4/15/2013	Approval	Drawing
6007-PLN-AGE-25-54-8046	Elevations, sheet 2	Drawing	6	Vendor	GEN-2	4/15/2013	Approval	Drawing
6007-PLN-AGE-25-54-8047	Elevations, sheet 3	Drawing	6	Vendor	GEN-2	4/15/2013	Approval	Drawing
6007-PLN-AGE-25-54-8048	Misc. Details	Drawing	7	Vendor	GEN-2	4/15/2013	Approval	Drawing
6007-PLN-AGE-25-54-8049	Anchor plates	Drawing	4	Vendor	GEN-2	4/15/2013	Approval	Drawing
6007-PLN-AGE-25-54-8050	Stairs	Drawing	4	Vendor	GEN-2	4/15/2013	Approval	Drawing
6007-PLN-AGE-25-54-8051	Columns schedule	Drawing	1	Vendor	GEN-2	4/15/2013	Approval	Drawing
6007-CAL-AGE-25-54-8000	Calculation report	Drawing	5	Vendor	GEN-2	4/15/2013	Approval	calculation
STG structure foundations BV	STG structure foundations BV	Drawing	n/a	Vendor	GEN-2	4/15/2013	Approval	
6007-CAL-ATD-23-33-E048	Mojave Substations Grounding Calculations	Drawing	0	Vendor	GEN-2	4/15/2013	Approval	calculation
6007-PLN-ATD-23-33-E041	Grounding Plan	Drawing	1	Vendor	GEN-2	4/15/2013	Approval	Drawing
6007-PLN-ATD-23-33-E042	Grounding Details	Drawing	1	Vendor	GEN-2	4/15/2013	Approval	Drawing
6007-PLN-ATD-23-33-E051	Duct Bank and Conduit Plan	Drawing	1	Vendor	GEN-2	4/15/2013	Approval	Drawing
6007-PLN-ATD-23-32-E052	Duct Bank and Conduit Details	Drawing	0	Vendor	GEN-2	4/15/2013	Approval	Drawing
6007-PLN-ATD-23-57-C091	Site preparation	Drawing	0	Vendor	GEN-2	4/15/2013	Approval	Drawing
BV Comments-ATD struct 1-8.00	BV Comments-ATD struct 1-8.00 PC4 april12 grounding	Drawing	na	Vendor	GEN-2	4/15/2013	Approval	
6007-PLN-ATD-23-02-E101	general installation relay house	Drawing	na	Vendor	GEN-2	4/15/2013	Approval	Drawing
6007-INF-ATD-23-50-E002	MPT firewall detail	Drawing	A	Vendor	GEN-2	4/15/2013	Approval	Report
6007-CAL-ATD-23-52-C070.Rev	Other Foundation Calculations	Drawing	E	Vendor	GEN-2	4/15/2013	Approval	calculation
6007-PLN-ATD-23-57-C074.Rev 2	Foundation Det. Fire wall MPT1	Drawing	2	Vendor	GEN-2	4/15/2013	Approval	Drawing
BV comments Mojave SEfirewall/A	Abengoa T&D responses	Drawing	na	Vendor	GEN-2	4/15/2013	Approval	
Abengoa Mojave Solar memo #2	Explanation Memo #2	Drawing	na	Vendor	GEN-2	4/15/2013	Approval	
Abengoa T&D memo MPT Firewa	Explanation Memo #1	Drawing	na	Vendor	GEN-2	4/15/2013	Approval	
6007-CAL-FWE-21-61-0005	Feed water and Steam Piping Stress Analysis Report	Drawing	0	Vendor	GEN-2	4/16/2013	Approval	calculation
6007-CAL-FWE-21-61-0006	HTF Oil Piping Stress Analysis Report	Drawing	0	Vendor	GEN-2	4/16/2013	Approval	calculation
6007-PLN-FWE-21-65-6001	PIPING GENERAL ARRANGEMENT AND TERMINAL POINTS	Drawing	0	Vendor	GEN-2	4/16/2013	Approval	Drawing
6007-PLN-FWE-21-52-0102	PIPE SUPPORTS DETAILS BASE. PLATES AND ANCHOR RODS	Drawing	3	Vendor	GEN-2	4/16/2013	Approval	Drawing
6007-PLN-FWE-21-54-0401	TYPICAL PIPE HANDRAIL, STAIRWAY AND GRATING DETAILS	Drawing	1	Vendor	GEN-2	4/16/2013	Approval	Drawing
6007-PLN-FWE-21-54-0402	TYPICAL PIPE HANDRAIL, STAIRWAY AND GRATING DETAILS	Drawing	1	Vendor	GEN-2	4/16/2013	Approval	Drawing
6007-PLN-FWE-21-54-0403	TYPICAL DETAILS	Drawing	1	Vendor	GEN-2	4/16/2013	Approval	Drawing
6007-PLN-FWE-21-52-0002	Structural Base Loads	Drawing	3	Vendor	GEN-2	4/16/2013	Approval	Drawing
6007-PLN-FWE-21-52-0003	Base Loads Table. Main & Auxiliary Platforms	Drawing	2	Vendor	GEN-2	4/16/2013	Approval	Drawing
6007-PLN-FWE-21-52-0004	Base Loads Table. Piping Supports	Drawing	2	Vendor	GEN-2	4/16/2013	Approval	Drawing
6007-PLN-FWE-21-52-0201	Equipment Base Loads Details	Drawing	4	Vendor	GEN-2	4/16/2013	Approval	Drawing
6007-PLN-FWE-21-52-0202	Structural Base Loads Details	Drawing	4	Vendor	GEN-2	4/16/2013	Approval	Drawing
6007-PLN-FWE-21-52-0211	Equipment Base Plate Details	Drawing	2	Vendor	GEN-2	4/16/2013	Approval	Drawing
6007-PLN-FWE-21-54-0301	Main Structure	Drawing	4	Vendor	GEN-2	4/16/2013	Approval	Drawing
6007-PLN-FWE-21-54-0302	Main Structure. Bents 1 to 7	Drawing	2	Vendor	GEN-2	4/16/2013	Approval	Drawing
6007-PLN-FWE-21-54-0303	Main Structure. Bents A/M &B/N	Drawing	2	Vendor	GEN-2	4/16/2013	Approval	Drawing
6007-PLN-FWE-21-54-0304	Main Structure. Plan View	Drawing	2	Vendor	GEN-2	4/16/2013	Approval	Drawing
6007-PLN-FWE-21-54-0305	Auxiliary Structure. Platforms	Drawing	4	Vendor	GEN-2	4/16/2013	Approval	Drawing
6007-PLN-FWE-21-54-0306	MAIN STRUCTURE - P. V. - LEVELS +17' 11 3/4" +39' 6 3/4" & +50' 7 3/4"	Drawing	4	Vendor	GEN-2	4/16/2013	Approval	Drawing
6007-PLN-FWE-21-54-0307	MAIN STRUCTURE - PLANT VIEW - GRATING LEVELS	Drawing	3	Vendor	GEN-2	4/16/2013	Approval	Drawing
6007-PLN-FWE-21-54-0311	Auxiliary Structure. Piping Supports -I-	Drawing	2	Vendor	GEN-2	4/16/2013	Approval	Drawing
6007-PLN-FWE-21-54-0312	AUXILIARY STRUCTURE PIPING SUPPORTS-2-	Drawing	2	Vendor	GEN-2	4/16/2013	Approval	Drawing
6007-PLN-FWE-21-54-0321	DRUM SADDLE FOR ERECTION - GENERAL ARRANGEMENT & SECTIONS	Drawing	2	Vendor	GEN-2	4/16/2013	Approval	Drawing
6007-PLN-FWE-21-54-0351	MAIN STRUCTURE - DETAILS SERIAL A & B	Drawing	2	Vendor	GEN-2	4/16/2013	Approval	Drawing
6007-PLN-FWE-21-54-0352	MAIN STRUCTURE - DETAILS SERIAL C - D & E	Drawing	2	Vendor	GEN-2	4/16/2013	Approval	Drawing
2804-CAL-12-2-15-01	Structural Engineering Design Report_13_04_05	Drawing	1	Vendor	GEN-2	4/16/2013	Approval	calculation
2804-CAL-12-2-15-02	na	Drawing	0	Vendor	GEN-2	4/16/2013	Approval	calculation
6007-PLN-AGE-58-52-3410-R02	Cover sheet	Drawing	2	Vendor	GEN-2	4/16/2013	Approval	Drawing
6007-PLN-AGE-58-52-3411-R02	General notes	Drawing	2	Vendor	GEN-2	4/16/2013	Approval	Drawing
6007-PLN-AGE-58-52-3412-R02	Support foundation plan	Drawing	2	Vendor	GEN-2	4/16/2013	Approval	Drawing
6007-PLN-AGE-58-52-3413-R02	Data table	Drawing	2	Vendor	GEN-2	4/16/2013	Approval	Drawing
6007-PLN-AGE-58-52-3414-R02	Section and detail I	Drawing	2	Vendor	GEN-2	4/16/2013	Approval	Drawing
6007-PLN-AGE-58-52-3415-R02	Section and detail II	Drawing	2	Vendor	GEN-2	4/16/2013	Approval	Drawing
6007-CAL-AGE-58-52-3410-R02	Calc report	Drawing	2	Vendor	GEN-2	4/16/2013	Approval	calculation

6007-PLN-AGE-58-52-7410-R02	Cover sheet	Drawing	2	Vendor	GEN-2	4/16/2013	Approval	Drawing
6007-PLN-AGE-58-52-7411-R02	General notes	Drawing	2	Vendor	GEN-2	4/16/2013	Approval	Drawing
6007-PLN-AGE-58-52-7412-R02	Support foundation plan	Drawing	2	Vendor	GEN-2	4/16/2013	Approval	Drawing
6007-PLN-AGE-58-52-7413-R02	Data table	Drawing	2	Vendor	GEN-2	4/16/2013	Approval	Drawing
6007-PLN-AGE-58-52-7414-R02	Section and detail I	Drawing	2	Vendor	GEN-2	4/16/2013	Approval	Drawing
6007-PLN-AGE-58-52-7415-R02	Section and detail II	Drawing	2	Vendor	GEN-2	4/16/2013	Approval	Drawing
6007-CAL-AGE-58-52-7461-R02	Calc report	Drawing	2	Vendor	GEN-2	4/16/2013	Approval	calculation
6007-PLN-AGE-58-52-6400-R03	Cover sheet	Drawing	3	Vendor	GEN-2	4/17/2013	Approval	Drawing
6007-PLN-AGE-58-52-6401-R03	General Notes	Drawing	3	Vendor	GEN-2	4/17/2013	Approval	Drawing
6007-PLN-AGE-58-52-6402-R03	Foundation Plan	Drawing	3	Vendor	GEN-2	4/17/2013	Approval	Drawing
6007-PLN-AGE-58-52-6404-R04	Section and Details I	Drawing	4	Vendor	GEN-2	4/17/2013	Approval	Drawing
6007-PLN-AGE-58-52-6405-R04	Section and Details II	Drawing	4	Vendor	GEN-2	4/17/2013	Approval	Drawing
6007-CAL-AGE-58-52-6400-R04	Calculation Report	Drawing	4	Vendor	GEN-2	4/17/2013	Approval	calculation
6007-LIS-AGE-58-52-6400-R01	Coordinates List	LIst	1	Vendor	GEN-2	4/17/2013	Approval	List
6007-PLN-AGE-58-52-3461-R02	Cover sheet	Drawing	2	Vendor	GEN-2	4/17/2013	Approval	Drawing
6007-PLN-AGE-58-52-3462-R02	General notes	Drawing	2	Vendor	GEN-2	4/17/2013	Approval	Drawing
6007-PLN-AGE-58-52-3463-R02	Support foundation plan	Drawing	2	Vendor	GEN-2	4/17/2013	Approval	Drawing
6007-PLN-AGE-58-52-3464-R00	Data table	Drawing	0	Vendor	GEN-2	4/17/2013	Approval	Drawing
6007-PLN-AGE-58-52-3465-R00	Section and detail I	Drawing	0	Vendor	GEN-2	4/17/2013	Approval	Drawing
6007-PLN-AGE-58-52-3466-R00	Section and detail II	Drawing	0	Vendor	GEN-2	4/17/2013	Approval	Drawing
6007-CAL-AGE-58-52-3461-R02	Calc report	Drawing	2	Vendor	GEN-2	4/17/2013	Approval	calculation
6007-PLN-AGE-58-52-7461-R02	Cover sheet	Drawing	2	Vendor	GEN-2	4/17/2013	Approval	Drawing
6007-PLN-AGE-58-52-7462-R02	General notes	Drawing	2	Vendor	GEN-2	4/17/2013	Approval	Drawing
6007-PLN-AGE-58-52-7463-R02	Support foundation plan	Drawing	2	Vendor	GEN-2	4/17/2013	Approval	Drawing
6007-PLN-AGE-58-52-7464-R00	Data table	Drawing	0	Vendor	GEN-2	4/17/2013	Approval	Drawing
6007-PLN-AGE-58-52-7465-R00	Section and detail I	Drawing	0	Vendor	GEN-2	4/17/2013	Approval	Drawing
6007-PLN-AGE-58-52-7466-R00	Section and detail II	Drawing	0	Vendor	GEN-2	4/17/2013	Approval	Drawing
6007-CAL-AGE-58-52-7462-R02	Calc report	Drawing	2	Vendor	GEN-2	4/17/2013	Approval	calculation
6007-PLN-AGE-58-54-3550-R02	Cover sheet	Drawing	2	Vendor	GEN-2	4/17/2013	Approval	Drawing
6007-PLN-AGE-58-54-3551-R02	General notes	Drawing	2	Vendor	GEN-2	4/17/2013	Approval	Drawing
6007-PLN-AGE-58-54-3552-R02	Plan view and details	Drawing	2	Vendor	GEN-2	4/17/2013	Approval	Drawing
6007-CAL-AGE-58-54-3550-R02	Calc report	Drawing	2	Vendor	GEN-2	4/17/2013	Approval	calculation
6007-PLN-AGE-58-54-7550-R02	Cover sheet	Drawing	2	Vendor	GEN-2	4/17/2013	Approval	Drawing
6007-PLN-AGE-58-54-7551-R02	General notes	Drawing	2	Vendor	GEN-2	4/17/2013	Approval	Drawing
6007-PLN-AGE-58-54-7552-R02	Plan view and details	Drawing	2	Vendor	GEN-2	4/17/2013	Approval	Drawing
6007-CAL-AGE-58-54-7550-R02	Calc report	Drawing	2	Vendor	GEN-2	4/17/2013	Approval	calculation
6007-ESP-ATP-68-61-PL24	Engineering Standards and practices Material and Installation standards Underground HDPE	Spec	2	Vendor	GEN-2	4/18/2013	Approval	Spec
6007-CAL-AGE-58-52-2485	Calculation Report for Overflow Basin & MV-206 Alpha Plant	Drawing	0	Vendor	GEN-2	4/18/2013	Approval	calculation
6007-CAL-AGE-58-52-6485	Calculation Report for Overflow Basin & MV-206 Beta Plant	Drawing	0	Vendor	GEN-2	4/18/2013	Approval	calculation
6007-CAL-AGE-58-52-2490	Calculation Report for HTF Filling Discharge Pumps Foundations	Drawing	3	Vendor	GEN-2	4/18/2013	Approval	calculation
6007-PLN-AGE-58-52-2485	Cover sheet	Drawing	2	Vendor	GEN-2	4/18/2013	Approval	Drawing
6007-PLN-AGE-58-52-2486	General notes	Drawing	2	Vendor	GEN-2	4/18/2013	Approval	Drawing
6007-PLN-AGE-58-52-2487	Basin Layout	Drawing	2	Vendor	GEN-2	4/18/2013	Approval	Drawing
6007-PLN-AGE-58-52-2488	Sections and stair details	Drawing	3	Vendor	GEN-2	4/18/2013	Approval	Drawing
6007-PLN-AGE-58-52-2489	Sump and trench details	Drawing	2	Vendor	GEN-2	4/18/2013	Approval	Drawing
6007-PLN-AGE-58-52-2490	Pump MP-204 foundation plan sections and details	Drawing	3	Vendor	GEN-2	4/18/2013	Approval	Drawing
6007-PLN-AGE-58-52-2491	Tank MV-206 foundation plan, sections & details	Drawing	3	Vendor	GEN-2	4/18/2013	Approval	Drawing
6007-PLN-AGE-58-52-2492	Pedestal details and coordinates	Drawing	2	Vendor	GEN-2	4/18/2013	Approval	Drawing
6007-PLN-AGE-58-52-6485	Cover sheet	Drawing	2	Vendor	GEN-2	4/18/2013	Approval	Drawing
6007-PLN-AGE-58-52-6486	General notes	Drawing	2	Vendor	GEN-2	4/18/2013	Approval	Drawing
6007-PLN-AGE-58-52-6487	Basin Layout	Drawing	2	Vendor	GEN-2	4/18/2013	Approval	Drawing
6007-PLN-AGE-58-52-6488	Sections and stair details	Drawing	3	Vendor	GEN-2	4/18/2013	Approval	Drawing
6007-PLN-AGE-58-52-6489	Sump and trench details	Drawing	2	Vendor	GEN-2	4/18/2013	Approval	Drawing
6007-PLN-AGE-58-52-6490	Pump MP-204 foundation plan sections and details	Drawing	3	Vendor	GEN-2	4/18/2013	Approval	Drawing
6007-PLN-AGE-58-52-6491	Tank MV-206 foundation plan, sections & details	Drawing	3	Vendor	GEN-2	4/18/2013	Approval	Drawing
6007-PLN-AGE-58-52-6492	Pedestal details and coordinates	Drawing	2	Vendor	GEN-2	4/18/2013	Approval	Drawing
6007-PLN-AGE-00-50-S003-R01	TYPICAL PIPE HANDRAIL, STAIRWAY, AND GRATING DETAILS	Drawing	1	Vendor	GEN-2	4/18/2013	Approval	Drawing
6007-PLN-AGE-23-52-4000-R01	Cover sheet	Drawing	1	Vendor	GEN-2	4/18/2013	Approval	Drawing
6007-PLN-AGE-23-52-4020-R02	General notes	Drawing	2	Vendor	GEN-2	4/18/2013	Approval	Drawing
6007-PLN-AGE-23-52-4040-R02	Foundation Plan & details	Drawing	2	Vendor	GEN-2	4/18/2013	Approval	Drawing
6007-CAL-AGE-23-52-4000-R02	Calculation report	Drawing	2	Vendor	GEN-2	4/18/2013	Approval	calculation
6007-PLN-AGE-23-52-8000-R01	Cover sheet	Drawing	1	Vendor	GEN-2	4/18/2013	Approval	Drawing
6007-PLN-AGE-23-52-8020-R02	General notes	Drawing	2	Vendor	GEN-2	4/18/2013	Approval	Drawing
6007-PLN-AGE-23-52-8040-R02	Foundation Plan & details	Drawing	2	Vendor	GEN-2	4/18/2013	Approval	Drawing
6007-CAL-AGE-23-52-8000-R02	Calculation report	Drawing	2	Vendor	GEN-2	4/18/2013	Approval	calculation
6007-PLN-AGE-18-52-4200	Cover sheet	Drawing	2	Vendor	GEN-2	4/18/2013	Approval	Drawing
6007-PLN-AGE-18-52-4220	General notes	Drawing	2	Vendor	GEN-2	4/18/2013	Approval	Drawing
6007-PLN-AGE-18-52-4240	Foundation drawings	Drawing	4	Vendor	GEN-2	4/18/2013	Approval	Drawing
6007-CAL-AGE-18-52-4200	Calc report	Drawing	3	Vendor	GEN-2	4/18/2013	Approval	calculation
6007-PLN-AGE-18-52-8200	Cover sheet	Drawing	2	Vendor	GEN-2	4/18/2013	Approval	Drawing
6007-PLN-AGE-18-52-8220	General notes	Drawing	2	Vendor	GEN-2	4/18/2013	Approval	Drawing
6007-PLN-AGE-18-52-8240	Foundation drawings	Drawing	4	Vendor	GEN-2	4/18/2013	Approval	Drawing
6007-CAL-AGE-18-52-8200	Calc report	Drawing	3	Vendor	GEN-2	4/18/2013	Approval	calculation
6007-PLN-AGE-18-52-4300	Cover sheet	Drawing	2	Vendor	GEN-2	4/18/2013	Approval	Drawing
6007-PLN-AGE-18-52-4320	General notes	Drawing	2	Vendor	GEN-2	4/18/2013	Approval	Drawing
6007-PLN-AGE-18-52-4340	Foundation drawings	Drawing	3	Vendor	GEN-2	4/18/2013	Approval	Drawing
6007-CAL-AGE-18-52-4300	Calc report	Drawing	3	Vendor	GEN-2	4/18/2013	Approval	calculation
6007-PLN-AGE-18-52-8300	Cover sheet	Drawing	2	Vendor	GEN-2	4/18/2013	Approval	Drawing
6007-PLN-AGE-18-52-8320	General notes	Drawing	2	Vendor	GEN-2	4/18/2013	Approval	Drawing
6007-PLN-AGE-18-52-8340	Foundation drawings	Drawing	3	Vendor	GEN-2	4/18/2013	Approval	Drawing
6007-CAL-AGE-18-52-8300	Calc report	Drawing	3	Vendor	GEN-2	4/18/2013	Approval	calculation
6007-PLN-AGE-40-52-4100-R03	Cover sheet	Drawing	2	Vendor	GEN-2	4/18/2013	Approval	Drawing
6007-PLN-AGE-40-52-4120-R03	General notes	Drawing	2	Vendor	GEN-2	4/18/2013	Approval	Drawing
6007-PLN-AGE-40-52-4140-R03	Arrangment plan view	Drawing	2	Vendor	GEN-2	4/18/2013	Approval	Drawing
6007-PLN-AGE-40-52-4141-R03	Mat bottom reinforcement	Drawing	2	Vendor	GEN-2	4/18/2013	Approval	Drawing
6007-PLN-AGE-40-52-4142-R03	Mat top reinforcement	Drawing	2	Vendor	GEN-2	4/18/2013	Approval	Drawing
6007-PLN-AGE-40-52-4143-R01	Extra top reinforcement	Drawing	0	Vendor	GEN-2	4/18/2013	Approval	Drawing
6007-PLN-AGE-40-52-4144-R01	Extra bottom reinforcement	Drawing	0	Vendor	GEN-2	4/18/2013	Approval	Drawing
6007-PLN-AGE-40-52-4145-R01	Mat reinforcement details	Drawing	0	Vendor	GEN-2	4/18/2013	Approval	Drawing
6007-PLN-AGE-40-52-4150-R01	Drainage	Drawing	0	Vendor	GEN-2	4/18/2013	Approval	Drawing
6007-PLN-AGE-40-52-4160-R01	Pier and rack support anchor layout	Drawing	0	Vendor	GEN-2	4/18/2013	Approval	Drawing
6007-PLN-AGE-40-52-4161-R01	Pier and rack support anchor details	Drawing	0	Vendor	GEN-2	4/18/2013	Approval	Drawing
6007-PLN-AGE-40-52-4162-R01	Anchor bolts. Assemblies and details	Drawing	0	Vendor	GEN-2	4/18/2013	Approval	Drawing
6007-PLN-AGE-40-52-4163-R01	Skid and bench support layout	Drawing	0	Vendor	GEN-2	4/18/2013	Approval	Drawing
6007-PLN-AGE-40-52-4164-R01	Skid support details	Drawing	0	Vendor	GEN-2	4/18/2013	Approval	Drawing
6007-PLN-AGE-40-52-4173-R01	Skid support layout	Drawing	0	Vendor	GEN-2	4/18/2013	Approval	Drawing
6007-CAL-AGE-40-52-4000-R03	WTP foundation calc report	Drawing	2	Vendor	GEN-2	4/18/2013	Approval	calculation
6007-PLN-AGE-40-52-8100-R03	Cover sheet	Drawing	2	Vendor	GEN-2	4/18/2013	Approval	Drawing
6007-PLN-AGE-40-52-8120-R03	General notes	Drawing	2	Vendor	GEN-2	4/18/2013	Approval	Drawing
6007-PLN-AGE-40-52-8140-R03	Arrangment plan view	Drawing	2	Vendor	GEN-2	4/18/2013	Approval	Drawing
6007-PLN-AGE-40-52-8141-R03	Mat bottom reinforcement	Drawing	2	Vendor	GEN-2	4/18/2013	Approval	Drawing
6007-PLN-AGE-40-52-8142-R03	Mat top reinforcement	Drawing	2	Vendor	GEN-2	4/18/2013	Approval	Drawing
6007-PLN-AGE-40-52-8143-R01	Extra top reinforcement	Drawing	0	Vendor	GEN-2	4/18/2013	Approval	Drawing

6007-PLN-AGE-40-52-8144-R01	Extra bottom reinforcement	Drawing	0	Vendor	GEN-2	4/18/2013	Approval	Drawing
6007-PLN-AGE-40-52-8145-R01	Mat reinforcement details	Drawing	0	Vendor	GEN-2	4/18/2013	Approval	Drawing
6007-PLN-AGE-40-52-8150-R01	Drainage	Drawing	0	Vendor	GEN-2	4/18/2013	Approval	Drawing
6007-PLN-AGE-40-52-8160-R01	Pier and rack support anchor layout	Drawing	0	Vendor	GEN-2	4/18/2013	Approval	Drawing
6007-PLN-AGE-40-52-8161-R01	Pier and rack support anchor details	Drawing	0	Vendor	GEN-2	4/18/2013	Approval	Drawing
6007-PLN-AGE-40-52-8162-R01	Anchor bolts. Assemblies and details	Drawing	0	Vendor	GEN-2	4/18/2013	Approval	Drawing
6007-PLN-AGE-40-52-8163-R01	Skid and bench support layout	Drawing	0	Vendor	GEN-2	4/18/2013	Approval	Drawing
6007-PLN-AGE-40-52-8164-R01	Skid support details	Drawing	0	Vendor	GEN-2	4/18/2013	Approval	Drawing
6007-PLN-AGE-40-52-8173-R01	Skid support layout	Drawing	0	Vendor	GEN-2	4/18/2013	Approval	Drawing
6007-CAL-AGE-40-52-8000-R03	WTP foundation calc report	Drawing	2	Vendor	GEN-2	4/18/2013	Approval	calculation
6007-PLN-AGE-67-33-9803	Grounding in beta central plant	Drawing	na	Vendor	GEN-2	4/18/2013	Approval	Drawing
6007-CAL-AGE-57-52-3550-R01	Calculation Report	Drawing	1	Vendor	GEN-2	4/18/2013	Approval	calculation
6007-PLN-AGE-57-52-3550-R02	Cover sheet	Drawing	2	Vendor	GEN-2	4/18/2013	Approval	Drawing
6007-PLN-AGE-57-52-3551-R02	General notes	Drawing	2	Vendor	GEN-2	4/18/2013	Approval	Drawing
6007-PLN-AGE-57-52-3552-R02	Plan View and Detils	Drawing	2	Vendor	GEN-2	4/18/2013	Approval	Drawing
6007-CAL-AGE-57-52-7550-R01	Calculation Report	Drawing	1	Vendor	GEN-2	4/18/2013	Approval	calculation
6007-PLN-AGE-57-52-7550-R02	Cover sheet	Drawing	2	Vendor	GEN-2	4/18/2013	Approval	Drawing
6007-PLN-AGE-57-52-7551-R02	General notes	Drawing	2	Vendor	GEN-2	4/18/2013	Approval	Drawing
6007-PLN-AGE-57-52-7552-R02	Plan View and Detils	Drawing	2	Vendor	GEN-2	4/18/2013	Approval	Drawing
6007-PLN-AGE-25-54-4500-R04	Cover sheet	Drawing	4	Vendor	GEN-2	4/22/2013	Approval	Drawing
6007-PLN-AGE-25-54-4501-R04	General notes	Drawing	4	Vendor	GEN-2	4/22/2013	Approval	Drawing
6007-PLN-AGE-25-54-4502-R05	Elevation I	Drawing	5	Vendor	GEN-2	4/22/2013	Approval	Drawing
6007-PLN-AGE-25-54-4503-R05	Elevation III	Drawing	5	Vendor	GEN-2	4/22/2013	Approval	Drawing
6007-PLN-AGE-25-54-4504-R05	Elevation III	Drawing	5	Vendor	GEN-2	4/22/2013	Approval	Drawing
6007-PLN-AGE-25-54-4505-R05	BCP and BT connections	Drawing	5	Vendor	GEN-2	4/22/2013	Approval	Drawing
6007-PLN-AGE-25-54-4506-R05	CH and CR connections	Drawing	5	Vendor	GEN-2	4/22/2013	Approval	Drawing
6007-PLN-AGE-25-54-4507-R05	JT and JB connections	Drawing	5	Vendor	GEN-2	4/22/2013	Approval	Drawing
6007-PLN-AGE-25-54-4508-R04	Plan el 2073 and 2078	Drawing	4	Vendor	GEN-2	4/22/2013	Approval	Drawing
6007-PLN-AGE-25-54-4509-R04	Plan el 2086 and 2091	Drawing	4	Vendor	GEN-2	4/22/2013	Approval	Drawing
6007-PLN-AGE-25-54-4510-R04	Plan el 2098	Drawing	4	Vendor	GEN-2	4/22/2013	Approval	Drawing
6007-PLN-AGE-25-54-4511-R04	Plan el 2114	Drawing	4	Vendor	GEN-2	4/22/2013	Approval	Drawing
6007-PLN-AGE-25-54-4512-R04	Plan el 2123 and 2150	Drawing	4	Vendor	GEN-2	4/22/2013	Approval	Drawing
6007-PLN-AGE-25-54-4513-R04	GP connections	Drawing	4	Vendor	GEN-2	4/22/2013	Approval	Drawing
6007-PLN-AGE-25-54-4514-R04	JBP, GF and GE connections	Drawing	4	Vendor	GEN-2	4/22/2013	Approval	Drawing
6007-PLN-AGE-25-54-4515-R04	BCF connections	Drawing	4	Vendor	GEN-2	4/22/2013	Approval	Drawing
6007-PLN-AGE-25-54-4516-R04	Columns splices I	Drawing	4	Vendor	GEN-2	4/22/2013	Approval	Drawing
6007-PLN-AGE-25-54-4517-R04	Columns splices III	Drawing	4	Vendor	GEN-2	4/22/2013	Approval	Drawing
6007-PLN-AGE-25-54-4518-R04	Columns splices III	Drawing	4	Vendor	GEN-2	4/22/2013	Approval	Drawing
6007-CAL-AGE-25-51-4004-R05	Calculation report	Drawing	5	Vendor	GEN-2	4/22/2013	Approval	calculation
6007-PLN-AGE-25-54-8500-R03	Cover sheet	Drawing	3	Vendor	GEN-2	4/22/2013	Approval	Drawing
6007-PLN-AGE-25-54-8501-R03	General notes	Drawing	3	Vendor	GEN-2	4/22/2013	Approval	Drawing
6007-PLN-AGE-25-54-8502-R04	Elevation I	Drawing	4	Vendor	GEN-2	4/22/2013	Approval	Drawing
6007-PLN-AGE-25-54-8503-R04	Elevation III	Drawing	4	Vendor	GEN-2	4/22/2013	Approval	Drawing
6007-PLN-AGE-25-54-8504-R04	Elevation III	Drawing	4	Vendor	GEN-2	4/22/2013	Approval	Drawing
6007-PLN-AGE-25-54-8505-R04	BCP and BT connections	Drawing	4	Vendor	GEN-2	4/22/2013	Approval	Drawing
6007-PLN-AGE-25-54-8506-R04	CH and CR connections	Drawing	4	Vendor	GEN-2	4/22/2013	Approval	Drawing
6007-PLN-AGE-25-54-8507-R04	JT and JB connections	Drawing	4	Vendor	GEN-2	4/22/2013	Approval	Drawing
6007-PLN-AGE-25-54-8508-R03	Plan el 2081 and 2064	Drawing	3	Vendor	GEN-2	4/22/2013	Approval	Drawing
6007-PLN-AGE-25-54-8509-R03	Plan el 2094 and 2099	Drawing	3	Vendor	GEN-2	4/22/2013	Approval	Drawing
6007-PLN-AGE-25-54-8510-R03	Plan el 2106	Drawing	3	Vendor	GEN-2	4/22/2013	Approval	Drawing
6007-PLN-AGE-25-54-8511-R03	Plan el 2122	Drawing	3	Vendor	GEN-2	4/22/2013	Approval	Drawing
6007-PLN-AGE-25-54-8512-R03	Plan el 2131 and 2158	Drawing	3	Vendor	GEN-2	4/22/2013	Approval	Drawing
6007-PLN-AGE-25-54-8513-R03	GP connections	Drawing	3	Vendor	GEN-2	4/22/2013	Approval	Drawing
6007-PLN-AGE-25-54-8514-R03	JBP, GF and GE connections	Drawing	3	Vendor	GEN-2	4/22/2013	Approval	Drawing
6007-PLN-AGE-25-54-8515-R03	BCF connections	Drawing	3	Vendor	GEN-2	4/22/2013	Approval	Drawing
6007-PLN-AGE-25-54-8516-R03	Columns splices I	Drawing	3	Vendor	GEN-2	4/22/2013	Approval	Drawing
6007-PLN-AGE-25-54-8517-R03	Columns splices III	Drawing	3	Vendor	GEN-2	4/22/2013	Approval	Drawing
6007-PLN-AGE-25-54-8518-R03	Columns splices III	Drawing	3	Vendor	GEN-2	4/22/2013	Approval	Drawing
6007-CAL-AGE-25-51-8004-R05	Calculation report	Drawing	5	Vendor	GEN-2	4/22/2013	Approval	calculation
6007-inf-AGE-68-60-2001	Stress Analysis Report-Solar Field-East Inlet Alpha	Drawing	3	Vendor	GEN-2	4/25/2013	Approval	Report
6007-inf-AGE-68-60-2002	Stress Analysis Report-Solar Field-East Return Alpha	Drawing	3	Vendor	GEN-2	4/25/2013	Approval	Report
6007-inf-AGE-68-60-6005	Stress Analysis Report Header HTF- Beta North Solar Field Inlet	Drawing	3	Vendor	GEN-2	4/25/2013	Approval	Report
6007-inf-AGE-68-60-6006	Stress Analysis Report Header HTF- Beta North Solar Field Return	Drawing	3	Vendor	GEN-2	4/25/2013	Approval	Report
6007-inf-AGE-68-60-6001	Stress Analysis Report Header HTF- Beta Plant – East SF Inlet	Drawing	4	Vendor	GEN-2	4/25/2013	Approval	Report
6007-inf-AGE-68-60-6002	Stress Analysis Report Header HTF- Beta Plant – East SF Return	Drawing	3	Vendor	GEN-2	4/25/2013	Approval	Report
6007-PLN-AGE-57-61-2002_SH0	Pipe Layout Drawing SF Alpha East	Drawing	2	Vendor	GEN-2	4/25/2013	Approval	Drawing
6007-PLN-AGE-57-61-2002_SH0	Pipe Layout Drawing SF Alpha East	Drawing	2	Vendor	GEN-2	4/25/2013	Approval	Drawing
6007-PLN-AGE-57-61-2002_SH0	Pipe Layout Drawing SF Alpha East	Drawing	2	Vendor	GEN-2	4/25/2013	Approval	Drawing
6007-PLN-AGE-57-61-2002_SH0	Pipe Layout Drawing SF Alpha East	Drawing	2	Vendor	GEN-2	4/25/2013	Approval	Drawing
6007-PLN-AGE-57-61-2002_SH0	Pipe Layout Drawing SF Alpha East	Drawing	2	Vendor	GEN-2	4/25/2013	Approval	Drawing
6007-PLN-AGE-57-61-2002_SH0	Pipe Layout Drawing SF Alpha East	Drawing	2	Vendor	GEN-2	4/25/2013	Approval	Drawing
6007-PLN-AGE-57-61-2002_SH0	Pipe Layout Drawing SF Alpha East	Drawing	2	Vendor	GEN-2	4/25/2013	Approval	Drawing
6007-PLN-AGE-57-61-2002_SH0	Pipe Layout Drawing SF Alpha East	Drawing	2	Vendor	GEN-2	4/25/2013	Approval	Drawing
6007-PLN-AGE-57-61-2002_SH1	Pipe Layout Drawing SF Alpha East	Drawing	2	Vendor	GEN-2	4/25/2013	Approval	Drawing
6007-PLN-AGE-57-61-2002_SH1	Pipe Layout Drawing SF Alpha East	Drawing	2	Vendor	GEN-2	4/25/2013	Approval	Drawing
6007-PLN-AGE-57-61-2002_SH1	Pipe Layout Drawing SF Alpha East	Drawing	2	Vendor	GEN-2	4/25/2013	Approval	Drawing
6007-PLN-AGE-57-61-2002_SH1	Pipe Layout Drawing SF Alpha East	Drawing	2	Vendor	GEN-2	4/25/2013	Approval	Drawing
6007-PLN-AGE-57-61-2002_SH1	Pipe Layout Drawing SF Alpha East	Drawing	2	Vendor	GEN-2	4/25/2013	Approval	Drawing
6007-PLN-AGE-57-61-2002_SH1	Pipe Layout Drawing SF Alpha East	Drawing	2	Vendor	GEN-2	4/25/2013	Approval	Drawing
6007-PLN-AGE-57-61-2002_SH1	Pipe Layout Drawing SF Alpha East	Drawing	2	Vendor	GEN-2	4/25/2013	Approval	Drawing
6007-PLN-AGE-57-61-2002_SH1	Pipe Layout Drawing SF Alpha East	Drawing	2	Vendor	GEN-2	4/25/2013	Approval	Drawing
6007-PLN-AGE-57-61-2002_SH2	Pipe Layout Drawing SF Alpha East	Drawing	2	Vendor	GEN-2	4/25/2013	Approval	Drawing
6007-PLN-AGE-57-61-2002_SH2	Pipe Layout Drawing SF Alpha East	Drawing	2	Vendor	GEN-2	4/25/2013	Approval	Drawing
6007-PLN-AGE-57-61-2002_SH2	Pipe Layout Drawing SF Alpha East	Drawing	2	Vendor	GEN-2	4/25/2013	Approval	Drawing
6007-PLN-AGE-57-61-2002_SH2	Pipe Layout Drawing SF Alpha East	Drawing	2	Vendor	GEN-2	4/25/2013	Approval	Drawing
6007-PLN-AGE-57-61-2002_SH2	Pipe Layout Drawing SF Alpha East	Drawing	2	Vendor	GEN-2	4/25/2013	Approval	Drawing
6007-PLN-AGE-57-61-2002_SH2	Pipe Layout Drawing SF Alpha East	Drawing	2	Vendor	GEN-2	4/25/2013	Approval	Drawing
6007-PLN-AGE-57-61-2002_SH2	Pipe Layout Drawing SF Alpha East	Drawing	2	Vendor	GEN-2	4/25/2013	Approval	Drawing
6007-PLN-AGE-57-61-2002_SH3	Pipe Layout Drawing SF Alpha East	Drawing	2	Vendor	GEN-2	4/25/2013	Approval	Drawing
6007-PLN-AGE-57-61-2002_SH3	Pipe Layout Drawing SF Alpha East	Drawing	2	Vendor	GEN-2	4/25/2013	Approval	Drawing
6007-PLN-AGE-57-61-2002_SH3	Pipe Layout Drawing SF Alpha East	Drawing	2	Vendor	GEN-2	4/25/2013	Approval	Drawing
6007-PLN-AGE-57-61-2002_SH3	Pipe Layout Drawing SF Alpha East	Drawing	2	Vendor	GEN-2	4/25/2013	Approval	Drawing
6007-PLN-AGE-57-61-2002_SH3	Pipe Layout Drawing SF Alpha East	Drawing	2	Vendor	GEN-2	4/25/2013	Approval	Drawing
6007-PLN-AGE-57-61-2002_SH3	Pipe Layout Drawing SF Alpha East	Drawing	2	Vendor	GEN-2	4/25/2013	Approval	Drawing
6007-PLN-AGE-57-61-2002_SH3	Pipe Layout Drawing SF Alpha East	Drawing	2	Vendor	GEN-2	4/25/2013	Approval	Drawing
6007-PLN-AGE-57-61-2002_SH3	Pipe Layout Drawing SF Alpha East	Drawing	2	Vendor	GEN-2	4/25/2013	Approval	Drawing

6007-PLN-AGE-57-61-2002_SH39	Pipe Layout Drawing SF Alpha East	Drawing	2	Vendor	GEN-2	4/25/2013	Approval	Drawing
6007-PLN-AGE-57-61-2002_SH40	Pipe Layout Drawing SF Alpha East	Drawing	2	Vendor	GEN-2	4/25/2013	Approval	Drawing
6007-PLN-AGE-57-61-2002_SH41	Pipe Layout Drawing SF Alpha East	Drawing	2	Vendor	GEN-2	4/25/2013	Approval	Drawing
6007-PLN-AGE-57-61-2002_SH42	Pipe Layout Drawing SF Alpha East	Drawing	2	Vendor	GEN-2	4/25/2013	Approval	Drawing
6007-PLN-AGE-57-61-2002_SH43	Pipe Layout Drawing SF Alpha East	Drawing	2	Vendor	GEN-2	4/25/2013	Approval	Drawing
6007-PLN-AGE-57-61-2002_SH44	Pipe Layout Drawing SF Alpha East	Drawing	2	Vendor	GEN-2	4/25/2013	Approval	Drawing
6007-PLN-AGE-57-61-2002_SH45	Pipe Layout Drawing SF Alpha East	Drawing	2	Vendor	GEN-2	4/25/2013	Approval	Drawing
6007-PLN-AGE-57-61-2002_SH46	Pipe Layout Drawing SF Alpha East	Drawing	2	Vendor	GEN-2	4/25/2013	Approval	Drawing
6007-PLN-AGE-57-61-2002_SH47	Pipe Layout Drawing SF Alpha East	Drawing	2	Vendor	GEN-2	4/25/2013	Approval	Drawing
6007-PLN-AGE-57-61-2002_SH48	Pipe Layout Drawing SF Alpha East	Drawing	2	Vendor	GEN-2	4/25/2013	Approval	Drawing
6007-PLN-AGE-57-61-2002_SH49	Pipe Layout Drawing SF Alpha East	Drawing	2	Vendor	GEN-2	4/25/2013	Approval	Drawing
6007-PLN-AGE-57-61-2002_SH50	Pipe Layout Drawing SF Alpha East	Drawing	2	Vendor	GEN-2	4/25/2013	Approval	Drawing
6007-PLN-AGE-57-61-2002_SH51	Pipe Layout Drawing SF Alpha East	Drawing	2	Vendor	GEN-2	4/25/2013	Approval	Drawing
6007-PLN-AGE-57-61-2002_SH52	Pipe Layout Drawing SF Alpha East	Drawing	2	Vendor	GEN-2	4/25/2013	Approval	Drawing
6007-PLN-AGE-57-61-2002_SH53	Pipe Layout Drawing SF Alpha East	Drawing	2	Vendor	GEN-2	4/25/2013	Approval	Drawing
6007-PLN-AGE-57-61-2002_SH54	Pipe Layout Drawing SF Alpha East	Drawing	2	Vendor	GEN-2	4/25/2013	Approval	Drawing
6007-PLN-AGE-57-61-2002_SH55	Pipe Layout Drawing SF Alpha East	Drawing	2	Vendor	GEN-2	4/25/2013	Approval	Drawing
6007-PLN-AGE-57-61-2002_SH56	Pipe Layout Drawing SF Alpha East	Drawing	2	Vendor	GEN-2	4/25/2013	Approval	Drawing
6007-PLN-AGE-57-61-2002_SH57	Pipe Layout Drawing SF Alpha East	Drawing	2	Vendor	GEN-2	4/25/2013	Approval	Drawing
6007-PLN-AGE-57-61-2002_SH58	Pipe Layout Drawing SF Alpha East	Drawing	2	Vendor	GEN-2	4/25/2013	Approval	Drawing
6007-PLN-AGE-57-61-2002_SH59	Pipe Layout Drawing SF Alpha East	Drawing	2	Vendor	GEN-2	4/25/2013	Approval	Drawing
6007-PLN-AGE-57-61-2002_SH60	Pipe Layout Drawing SF Alpha East	Drawing	2	Vendor	GEN-2	4/25/2013	Approval	Drawing
6007-PLN-AGE-57-61-2002_SH61	Pipe Layout Drawing SF Alpha East	Drawing	2	Vendor	GEN-2	4/25/2013	Approval	Drawing
6007-PLN-AGE-57-61-2002_SH62	Pipe Layout Drawing SF Alpha East	Drawing	2	Vendor	GEN-2	4/25/2013	Approval	Drawing
6007-PLN-AGE-57-61-2002_SH63	Pipe Layout Drawing SF Alpha East	Drawing	2	Vendor	GEN-2	4/25/2013	Approval	Drawing
6007-PLN-AGE-57-61-2002_SH64	Pipe Layout Drawing SF Alpha East	Drawing	2	Vendor	GEN-2	4/25/2013	Approval	Drawing
6007-PLN-AGE-57-61-2002_SH65	Pipe Layout Drawing SF Alpha East	Drawing	2	Vendor	GEN-2	4/25/2013	Approval	Drawing
6007-PLN-AGE-57-61-2002_SH66	Pipe Layout Drawing SF Alpha East	Drawing	2	Vendor	GEN-2	4/25/2013	Approval	Drawing
6007-PLN-AGE-57-61-2002_SH67	Pipe Layout Drawing SF Alpha East	Drawing	2	Vendor	GEN-2	4/25/2013	Approval	Drawing
6007-PLN-AGE-57-61-2002_SH68	Pipe Layout Drawing SF Alpha East	Drawing	2	Vendor	GEN-2	4/25/2013	Approval	Drawing
6007-PLN-AGE-57-61-2002_SH69	Pipe Layout Drawing SF Alpha East	Drawing	2	Vendor	GEN-2	4/25/2013	Approval	Drawing
6007-PLN-AGE-57-61-2002_SH70	Pipe Layout Drawing SF Alpha East	Drawing	2	Vendor	GEN-2	4/25/2013	Approval	Drawing
6007_PLN_AGE_57_61_6001_SH	Pipe Layout Drawing SF Beta North	Drawing	1	Vendor	GEN-2	4/25/2013	Approval	Drawing
6007_PLN_AGE_57_61_6001_SH	Piping Plan North Area Index	Drawing	1	Vendor	GEN-2	4/25/2013	Approval	Drawing
6007_PLN_AGE_57_61_6001_SH	Pipe Layout Drawing SF Beta North	Drawing	1	Vendor	GEN-2	4/25/2013	Approval	Drawing
6007_PLN_AGE_57_61_6001_SH	Pipe Layout Drawing SF Beta North	Drawing	1	Vendor	GEN-2	4/25/2013	Approval	Drawing
6007_PLN_AGE_57_61_6001_SH	Pipe Layout Drawing SF Beta North	Drawing	1	Vendor	GEN-2	4/25/2013	Approval	Drawing
6007_PLN_AGE_57_61_6001_SH	Pipe Layout Drawing SF Beta North	Drawing	1	Vendor	GEN-2	4/25/2013	Approval	Drawing
6007_PLN_AGE_57_61_6001_SH	Pipe Layout Drawing SF Beta North	Drawing	1	Vendor	GEN-2	4/25/2013	Approval	Drawing
6007_PLN_AGE_57_61_6001_SH	Pipe Layout Drawing SF Beta North	Drawing	1	Vendor	GEN-2	4/25/2013	Approval	Drawing
6007_PLN_AGE_57_61_6001_SH	Pipe Layout Drawing SF Beta North	Drawing	1	Vendor	GEN-2	4/25/2013	Approval	Drawing
6007_PLN_AGE_57_61_6001_SH	Pipe Layout Drawing SF Beta North	Drawing	1	Vendor	GEN-2	4/25/2013	Approval	Drawing
6007_PLN_AGE_57_61_6001_SH	Pipe Layout Drawing SF Beta North	Drawing	1	Vendor	GEN-2	4/25/2013	Approval	Drawing
6007_PLN_AGE_57_61_6001_SH	Pipe Layout Drawing SF Beta North	Drawing	1	Vendor	GEN-2	4/25/2013	Approval	Drawing
6007_PLN_AGE_57_61_6001_SH	Pipe Layout Drawing SF Beta North	Drawing	1	Vendor	GEN-2	4/25/2013	Approval	Drawing
6007_PLN_AGE_57_61_6001_SH	Pipe Layout Drawing SF Beta North	Drawing	1	Vendor	GEN-2	4/25/2013	Approval	Drawing
6007_PLN_AGE_57_61_6001_SH	Pipe Layout Drawing SF Beta North	Drawing	1	Vendor	GEN-2	4/25/2013	Approval	Drawing
6007_PLN_AGE_57_61_6001_SH	Pipe Layout Drawing SF Beta North	Drawing	1	Vendor	GEN-2	4/25/2013	Approval	Drawing
6007_PLN_AGE_57_61_6001_SH	Pipe Layout Drawing SF Beta North	Drawing	1	Vendor	GEN-2	4/25/2013	Approval	Drawing
6007_PLN_AGE_57_61_6001_SH	Pipe Layout Drawing SF Beta North	Drawing	1	Vendor	GEN-2	4/25/2013	Approval	Drawing
6007_PLN_AGE_57_61_6001_SH	Pipe Layout Drawing SF Beta North	Drawing	1	Vendor	GEN-2	4/25/2013	Approval	Drawing
6007_PLN_AGE_57_61_6001_SH	Pipe Layout Drawing SF Beta North	Drawing	1	Vendor	GEN-2	4/25/2013	Approval	Drawing
6007_PLN_AGE_57_61_6001_SH	Pipe Layout Drawing SF Beta North	Drawing	1	Vendor	GEN-2	4/25/2013	Approval	Drawing
6007_PLN_AGE_57_61_6001_SH	Pipe Layout Drawing SF Beta North	Drawing	1	Vendor	GEN-2	4/25/2013	Approval	Drawing
6007_PLN_AGE_57_61_6001_SH	Pipe Layout Drawing SF Beta North	Drawing	1	Vendor	GEN-2	4/25/2013	Approval	Drawing
6007_PLN_AGE_57_61_6001_SH	Pipe Layout Drawing SF Beta North	Drawing	1	Vendor	GEN-2	4/25/2013	Approval	Drawing
6007_PLN_AGE_57_61_6001_SH	Pipe Layout Drawing SF Beta North	Drawing	1	Vendor	GEN-2	4/25/2013	Approval	Drawing
6007_PLN_AGE_57_61_6001_SH	Pipe Layout Drawing SF Beta North	Drawing	1	Vendor	GEN-2	4/25/2013	Approval	Drawing
6007_PLN_AGE_57_61_6001_SH	Pipe Layout Drawing SF Beta North	Drawing	1	Vendor	GEN-2	4/25/2013	Approval	Drawing
6007_PLN_AGE_57_61_6001_SH	Pipe Layout Drawing SF Beta North	Drawing	1	Vendor	GEN-2	4/25/2013	Approval	Drawing
6007_PLN_AGE_57_61_6001_SH	Pipe Layout Drawing SF Beta North	Drawing	1	Vendor	GEN-2	4/25/2013	Approval	Drawing
6007_PLN_AGE_57_61_6001_SH	Pipe Layout Drawing SF Beta North	Drawing	1	Vendor	GEN-2	4/25/2013	Approval	Drawing
6007_PLN_AGE_57_61_6001_SH	Pipe Layout Drawing SF Beta North	Drawing	1	Vendor	GEN-2	4/25/2013	Approval	Drawing
6007_PLN_AGE_57_61_6001_SH	Pipe Layout Drawing SF Beta North	Drawing	1	Vendor	GEN-2	4/25/2013	Approval	Drawing
6007_PLN_AGE_57_61_6001_SH	Pipe Layout Drawing SF Beta North	Drawing	1	Vendor	GEN-2	4/25/2013	Approval	Drawing
6007_PLN_AGE_57_61_6001_SH	Pipe Layout Drawing SF Beta North	Drawing	1	Vendor	GEN-2	4/25/2013	Approval	Drawing
6007_PLN_AGE_57_61_6001_SH	Pipe Layout Drawing SF Beta North	Drawing	1	Vendor	GEN-2	4/25/2013	Approval	Drawing
6007_PLN_AGE_57_61_6001_SH	Pipe Layout Drawing SF Beta North	Drawing	1	Vendor	GEN-2	4/25/2013	Approval	Drawing
6007_PLN_AGE_57_61_6001_SH	Pipe Layout Drawing SF Beta North	Drawing	1	Vendor	GEN-2	4/25/2013	Approval	Drawing
6007_PLN_AGE_57_61_6001_SH	Pipe Layout Drawing SF Beta North	Drawing	1	Vendor	GEN-2	4/25/2013	Approval	Drawing
6007_PLN_AGE_57_61_6001_SH	Pipe Layout Drawing SF Beta North	Drawing	1	Vendor	GEN-2	4/25/2013	Approval	Drawing
6007_PLN_AGE_57_61_6001_SH	Pipe Layout Drawing SF Beta North	Drawing	1	Vendor	GEN-2	4/25/2013	Approval	Drawing
6007_PLN_AGE_57_61_6001_SH	Pipe Layout Drawing SF Beta North	Drawing	1	Vendor	GEN-2	4/25/2013	Approval	Drawing
6007_PLN_AGE_57_61_6001_SH	Pipe Layout Drawing SF Beta North	Drawing	1	Vendor	GEN-2	4/25/2013	Approval	Drawing
6007_PLN_AGE_57_61_6001_SH	Pipe Layout Drawing SF Beta North	Drawing	1	Vendor	GEN-2	4/25/2013	Approval	Drawing
6007_PLN_AGE_57_61_6001_SH	Pipe Layout Drawing SF Beta North	Drawing	1	Vendor	GEN-2	4/25/2013	Approval	Drawing
6007_PLN_AGE_57_61_6001_SH	Pipe Layout Drawing SF Beta North	Drawing	1	Vendor	GEN-2	4/25/2013	Approval	Drawing
6007_PLN_AGE_57_61_6001_SH	Pipe Layout Drawing SF Beta North	Drawing	1	Vendor	GEN-2	4/25/2013	Approval	Drawing
6007_PLN_AGE_57_61_6001_SH	Pipe Layout Drawing SF Beta North	Drawing	1	Vendor	GEN-2	4/25/2013	Approval	Drawing
6007-PLN-FWE-21-52-0102	PIPE SUPPORTS DETAILS BASE. PLATES AND ANCHOR RODS	Drawing	3	Vendor	GEN-2	4/26/2013	Approval	Drawing
6007-PLN-FWE-21-54-0401	TYPICAL PIPE HANDRAIL, STAIRWAY AND GRATING DETAILS	Drawing	1	Vendor	GEN-2	4/26/2013	Approval	Drawing
6007-PLN-FWE-21-54-0402	TYPICAL PIPE HANDRAIL, STAIRWAY AND GRATING DETAILS	Drawing	1	Vendor	GEN-2	4/26/2013	Approval	Drawing
6007-PLN-FWE-21-54-0403	TYPICAL DETAILS	Drawing	1	Vendor	GEN-2	4/26/2013	Approval	Drawing

6007-PLN-FWE-21-52-0002	Structural Base Loads	Drawing	3	Vendor	GEN-2	4/26/2013	Approval	Drawing
6007-PLN-FWE-21-52-0003	Base Loads Table. Main & Auxiliary Platforms	Drawing	2	Vendor	GEN-2	4/26/2013	Approval	Drawing
6007-PLN-FWE-21-52-0004	Base Loads Table. Piping Supports	Drawing	2	Vendor	GEN-2	4/26/2013	Approval	Drawing
6007-PLN-FWE-21-52-0201	Equipments Base Loads Details	Drawing	4	Vendor	GEN-2	4/26/2013	Approval	Drawing
6007-PLN-FWE-21-52-0202	Structural Base Loads Details	Drawing	4	Vendor	GEN-2	4/26/2013	Approval	Drawing
6007-PLN-FWE-21-52-0211	Equipment Base Plate Details	Drawing	2	Vendor	GEN-2	4/26/2013	Approval	Drawing
6007-PLN-FWE-21-54-0301	Main Structure	Drawing	4	Vendor	GEN-2	4/26/2013	Approval	Drawing
6007-PLN-FWE-21-54-0302	Main Structure. Bents 1 to 7	Drawing	2	Vendor	GEN-2	4/26/2013	Approval	Drawing
6007-PLN-FWE-21-54-0303	Main Structure. Bents A/M &B/N	Drawing	2	Vendor	GEN-2	4/26/2013	Approval	Drawing
6007-PLN-FWE-21-54-0304	Main Structure. Plan View	Drawing	2	Vendor	GEN-2	4/26/2013	Approval	Drawing
6007-PLN-FWE-21-54-0305	Auxiliary Structure. Platforms	Drawing	4	Vendor	GEN-2	4/26/2013	Approval	Drawing
6007-PLN-FWE-21-54-0306	MAIN STRUCTURE - P. V. - LEVELS +17' 11 3/4" +39' 6 3/4" & +50' 7 3/4"	Drawing	4	Vendor	GEN-2	4/26/2013	Approval	Drawing
6007-PLN-FWE-21-54-0307	MAIN STRUCTURE - PLANT VIEW - GRATING LEVELS	Drawing	3	Vendor	GEN-2	4/26/2013	Approval	Drawing
6007-PLN-FWE-21-54-0311	Auxiliary Structure. Piping Supports -I-	Drawing	2	Vendor	GEN-2	4/26/2013	Approval	Drawing
6007-PLN-FWE-21-54-0312	AUXILIARY STRUCTURE PIPPING SUPPORTS-2-	Drawing	2	Vendor	GEN-2	4/26/2013	Approval	Drawing
6007-PLN-FWE-21-54-0321	DRUM SADDLE FOR ERECTION - GENERAL ARRANGEMENT & SECTIONS	Drawing	2	Vendor	GEN-2	4/26/2013	Approval	Drawing
6007-PLN-FWE-21-54-0351	MAIN STRUCTURE - DETAILS SERIAL A & B	Drawing	2	Vendor	GEN-2	4/26/2013	Approval	Drawing
6007-PLN-FWE-21-54-0352	MAIN STRUCTURE - DETAILS SERIAL C - D & E	Drawing	2	Vendor	GEN-2	4/26/2013	Approval	Drawing
6007-CAL-FWE-21-52-0020	Structural Engineering Design Report_13_04_05	Drawing	1	Vendor	GEN-2	4/26/2013	Approval	calculation
6007-CAL-FWE-21-61-0005	Feedwater and Steam Pipng Stress Analysis Report	Drawing	0	Vendor	GEN-2	4/26/2013	Approval	calculation
6007-CAL-FWE-21-61-0006	HTF Oil Pipng Stress Analysis Report	Drawing	0	Vendor	GEN-2	4/26/2013	Approval	calculation
6007-PLN-FWE-21-65-6001	PIPING GENERAL ARRANGEMENT AND TERMINAL POINTS	Drawing	0	Vendor	GEN-2	4/26/2013	Approval	Drawing
6007_PLN_AGE_57_61_6004	Pipe Layout Drawing SF Beta W	Drawing	1	Vendor	GEN-2	5/2/2013	Approval	Drawing
6007_PLN_AGE_57_61_6004_SH	Pipe Layout Drawing SF Beta W	Drawing	1	Vendor	GEN-2	5/2/2013	Approval	Drawing
6007_PLN_AGE_57_61_6004_SH	Pipe Layout Drawing SF Beta W	Drawing	1	Vendor	GEN-2	5/2/2013	Approval	Drawing
6007_PLN_AGE_57_61_6004_SH	Pipe Layout Drawing SF Beta W	Drawing	1	Vendor	GEN-2	5/2/2013	Approval	Drawing
6007_PLN_AGE_57_61_6004_SH	Pipe Layout Drawing SF Beta W	Drawing	1	Vendor	GEN-2	5/2/2013	Approval	Drawing
6007_PLN_AGE_57_61_6004_SH	Pipe Layout Drawing SF Beta W	Drawing	1	Vendor	GEN-2	5/2/2013	Approval	Drawing
6007_PLN_AGE_57_61_6004_SH	Pipe Layout Drawing SF Beta W	Drawing	1	Vendor	GEN-2	5/2/2013	Approval	Drawing
6007_PLN_AGE_57_61_6004_	Pipe Layout Drawing SF Beta W	Drawing	1	Vendor	GEN-2	5/2/2013	Approval	Drawing
6007_PLN_AGE_57_61_6004_SH	Pipe Layout Drawing SF Beta W	Drawing	1	Vendor	GEN-2	5/2/2013	Approval	Drawing
6007_PLN_AGE_57_61_6004_SH	Pipe Layout Drawing SF Beta W	Drawing	1	Vendor	GEN-2	5/2/2013	Approval	Drawing
6007_PLN_AGE_57_61_6004_SH	Pipe Layout Drawing SF Beta W	Drawing	1	Vendor	GEN-2	5/2/2013	Approval	Drawing
6007_PLN_AGE_57_61_6004_SH	Pipe Layout Drawing SF Beta W	Drawing	1	Vendor	GEN-2	5/2/2013	Approval	Drawing
6007_PLN_AGE_57_61_6004_SH	Pipe Layout Drawing SF Beta W	Drawing	1	Vendor	GEN-2	5/2/2013	Approval	Drawing
6007_PLN_AGE_57_61_6004_SH	Pipe Layout Drawing SF Beta W	Drawing	1	Vendor	GEN-2	5/2/2013	Approval	Drawing
6007_PLN_AGE_57_61_6004_SH	Pipe Layout Drawing SF Beta W	Drawing	1	Vendor	GEN-2	5/2/2013	Approval	Drawing
6007_PLN_AGE_57_61_6004_SH	Pipe Layout Drawing SF Beta W	Drawing	1	Vendor	GEN-2	5/2/2013	Approval	Drawing
6007_PLN_AGE_57_61_6004	Pipe Layout Drawing SF Beta W	Drawing	1	Vendor	GEN-2	5/2/2013	Approval	Drawing
6007_PLN_AGE_57_61_6004_SH	Pipe Layout Drawing SF Beta W	Drawing	1	Vendor	GEN-2	5/2/2013	Approval	Drawing
6007_PLN_AGE_57_61_6004_SH	Pipe Layout Drawing SF Beta W	Drawing	1	Vendor	GEN-2	5/2/2013	Approval	Drawing
6007_PLN_AGE_57_61_6004_SH	Pipe Layout Drawing SF Beta W	Drawing	1	Vendor	GEN-2	5/2/2013	Approval	Drawing
6007_PLN_AGE_57_61_6004_SH	Pipe Layout Drawing SF Beta W	Drawing	1	Vendor	GEN-2	5/2/2013	Approval	Drawing
6007_PLN_AGE_57_61_6004_SH	Pipe Layout Drawing SF Beta W	Drawing	1	Vendor	GEN-2	5/2/2013	Approval	Drawing
6007_PLN_AGE_57_61_6004_SH	Pipe Layout Drawing SF Beta W	Drawing	1	Vendor	GEN-2	5/2/2013	Approval	Drawing
6007_PLN_AGE_57_61_6004_SH	Pipe Layout Drawing SF Beta W	Drawing	1	Vendor	GEN-2	5/2/2013	Approval	Drawing
6007_PLN_AGE_57_61_6004_SH	Pipe Layout Drawing SF Beta W	Drawing	1	Vendor	GEN-2	5/2/2013	Approval	Drawing
6007_PLN_AGE_57_61_6004_SH	Pipe Layout Drawing SF Beta W	Drawing	1	Vendor	GEN-2	5/2/2013	Approval	Drawing
6007_PLN_AGE_57_61_6004_SH	Pipe Layout Drawing SF Beta W	Drawing	1	Vendor	GEN-2	5/2/2013	Approval	Drawing
6007_PLN_AGE_57_61_6004_SH	Pipe Layout Drawing SF Beta W	Drawing	1	Vendor	GEN-2	5/2/2013	Approval	Drawing
6007_PLN_AGE_57_61_6004_SH	Pipe Layout Drawing SF Beta W	Drawing	1	Vendor	GEN-2	5/2/2013	Approval	Drawing
6007_PLN_AGE_57_61_6004_SH	Pipe Layout Drawing SF Beta W	Drawing	1	Vendor	GEN-2	5/2/2013	Approval	Drawing
6007_PLN_AGE_57_61_6004_SH	Pipe Layout Drawing SF Beta W	Drawing	1	Vendor	GEN-2	5/2/2013	Approval	Drawing
6007_PLN_AGE_57_61_6004_SH	Pipe Layout Drawing SF Beta W	Drawing	1	Vendor	GEN-2	5/2/2013	Approval	Drawing
6007_PLN_AGE_57_61_6004_SH	Pipe Layout Drawing SF Beta W	Drawing	1	Vendor	GEN-2	5/2/2013	Approval	Drawing
6007_PLN_AGE_57_61_6004_SH	Pipe Layout Drawing SF Beta W	Drawing	1	Vendor	GEN-2	5/2/2013	Approval	Drawing
6007_PLN_AGE_57_61_6004_SH	Pipe Layout Drawing SF Beta W	Drawing	1	Vendor	GEN-2	5/2/2013	Approval	Drawing
6007_PLN_AGE_57_61_6004_SH	Pipe Layout Drawing SF Beta W	Drawing	1	Vendor	GEN-2	5/2/2013	Approval	Drawing
6007_PLN_AGE_57_61_6004_SH	Pipe Layout Drawing SF Beta W	Drawing	1	Vendor	GEN-2	5/2/2013	Approval	Drawing
6007_PLN_AGE_57_61_6004_SH	Pipe Layout Drawing SF Beta W	Drawing	1	Vendor	GEN-2	5/2/2013	Approval	Drawing
6007_PLN_AGE_57_61_6004_SH	Pipe Layout Drawing SF Beta W	Drawing	1	Vendor	GEN-2	5/2/2013	Approval	Drawing
6007_PLN_AGE_57_61_6004_SH	Pipe Layout Drawing SF Beta W	Drawing	1	Vendor	GEN-2	5/2/2013	Approval	Drawing
6007_PLN_AGE_57_61_6004_SH	Pipe Layout Drawing SF Beta W	Drawing	1	Vendor	GEN-2	5/2/2013	Approval	Drawing
6007_PLN_AGE_57_61_6004_SH	Pipe Layout Drawing SF Beta W	Drawing	1	Vendor	GEN-2	5/2/2013	Approval	Drawing
6007_PLN_AGE_57_61_6004_SH	Pipe Layout Drawing SF Beta W	Drawing	1	Vendor	GEN-2	5/2/2013	Approval	Drawing
6007_PLN_AGE_57_61_6004_SH	Pipe Layout Drawing SF Beta W	Drawing	1	Vendor	GEN-2	5/2/2013	Approval	Drawing
6007_PLN_AGE_57_61_6004_SH	Pipe Layout Drawing SF Beta W	Drawing	1	Vendor	GEN-2	5/2/2013	Approval	Drawing
6007_PLN_AGE_57_61_6004_SH	Pipe Layout Drawing SF Beta W	Drawing	1	Vendor	GEN-2	5/2/2013	Approval	Drawing
6007_PLN_AGE_57_61_6004_SH	Pipe Layout Drawing SF Beta W	Drawing	1	Vendor	GEN-2	5/2/2013	Approval	Drawing
6007_PLN_AGE_57_61_6004_SH	Pipe Layout Drawing SF Beta W	Drawing	1	Vendor	GEN-2	5/2/2013	Approval	Drawing
6007_PLN_AGE_57_61_6004_SH	Pipe Layout Drawing SF Beta W	Drawing	1	Vendor	GEN-2	5/2/2013	Approval	Drawing
6007_PLN_AGE_57_61_6004_SH	Pipe Layout Drawing SF Beta W	Drawing	1	Vendor	GEN-2	5/2/2013	Approval	Drawing
6007-inf-AGE-68-60-6003	Stress Analysis Report Header HTF- Beta Plant – W SF Inlet	Drawing	4	Vendor	GEN-2	5/2/2013	Approval	Report
6007-inf-AGE-68-60-6004	Stress Analysis Report Header HTF- Beta Plant – W SF Return	Drawing	2	Vendor	GEN-2	5/2/2013	Approval	Report
6007_PLN_AGE_57_61_2001_SH	Pipe layout Drawing SF Alpha NE	Drawing	1	Vendor	GEN-2	5/2/2013	Approval	Drawing
6007_PLN_AGE_57_61_2001_SH	Pipe layout Drawing SF Alpha NE	Drawing	1	Vendor	GEN-2	5/2/2013	Approval	Drawing
6007-PLN-AGE-57-61-2001_SH3	Pipe layout Drawing SF Alpha NE	Drawing	1	Vendor	GEN-2	5/2/2013	Approval	Drawing
6007-PLN-AGE-57-61-2001_SH4	Pipe layout Drawing SF Alpha NE	Drawing	1	Vendor	GEN-2	5/2/2013	Approval	Drawing
6007-PLN-AGE-57-61-2001_SH5	Pipe layout Drawing SF Alpha NE	Drawing	1	Vendor	GEN-2	5/2/2013	Approval	Drawing
6007-PLN-AGE-57-61-2001_SH6	Pipe layout Drawing SF Alpha NE	Drawing	1	Vendor	GEN-2	5/2/2013	Approval	Drawing
6007-PLN-AGE-57-61-2001_SH7	Pipe layout Drawing SF Alpha NE	Drawing	1	Vendor	GEN-2	5/2/2013	Approval	Drawing
6007-PLN-AGE-57-61-2001_SH8	Pipe layout Drawing SF Alpha NE	Drawing	1	Vendor	GEN-2	5/2/2013	Approval	Drawing
6007-PLN-AGE-57-61-2001_SH9	Pipe layout Drawing SF Alpha NE	Drawing	1	Vendor	GEN-2	5/2/2013	Approval	Drawing
6007-PLN-AGE-57-61-2001_SH1	Pipe layout Drawing SF Alpha NE	Drawing	1	Vendor	GEN-2	5/2/2013	Approval	Drawing

6007-PLN-AGE-57-61-2001_SH1	Pipe layout Drawing SF Alpha NE	Drawing	1	Vendor	GEN-2	5/2/2013	Approval	Drawing
6007-PLN-AGE-57-61-2001_SH1	Pipe layout Drawing SF Alpha NE	Drawing	1	Vendor	GEN-2	5/2/2013	Approval	Drawing
6007-PLN-AGE-57-61-2001-SH13	Pipe layout Drawing SF Alpha NE	Drawing	1	Vendor	GEN-2	5/2/2013	Approval	Drawing
6007-PLN-AGE-57-61-2001_SH1	Pipe layout Drawing SF Alpha NE	Drawing	1	Vendor	GEN-2	5/2/2013	Approval	Drawing
6007-PLN-AGE-57-61-2001_SH1	Pipe layout Drawing SF Alpha NE	Drawing	1	Vendor	GEN-2	5/2/2013	Approval	Drawing
6007-PLN-AGE-57-61-2001_SH1	Pipe layout Drawing SF Alpha NE	Drawing	1	Vendor	GEN-2	5/2/2013	Approval	Drawing
6007-PLN-AGE-57-61-2001_SH1	Pipe layout Drawing SF Alpha NE	Drawing	1	Vendor	GEN-2	5/2/2013	Approval	Drawing
6007-PLN-AGE-57-61-2001_SH1	Pipe layout Drawing SF Alpha NE	Drawing	1	Vendor	GEN-2	5/2/2013	Approval	Drawing
6007-PLN-AGE-57-61-2001_SH1	Pipe layout Drawing SF Alpha NE	Drawing	1	Vendor	GEN-2	5/2/2013	Approval	Drawing
6007-PLN-AGE-57-61-2001_SH2	Pipe layout Drawing SF Alpha NE	Drawing	1	Vendor	GEN-2	5/2/2013	Approval	Drawing
6007-PLN-AGE-57-61-2001_SH2	Pipe layout Drawing SF Alpha NE	Drawing	1	Vendor	GEN-2	5/2/2013	Approval	Drawing
6007-PLN-AGE-57-61-2001-Dtl 1	Pipe layout Drawing SF Alpha NE	Drawing	1	Vendor	GEN-2	5/2/2013	Approval	Drawing
6007-PLN-AGE-57-61-2001-Dtl 1	Pipe layout Drawing SF Alpha NE	Drawing	1	Vendor	GEN-2	5/2/2013	Approval	Drawing
6007-PLN-AGE-57-61-2001-Dtl 1	Pipe layout Drawing SF Alpha NE	Drawing	1	Vendor	GEN-2	5/2/2013	Approval	Drawing
6007-PLN-AGE-57-61-2001-Dtl 1	Pipe layout Drawing SF Alpha NE	Drawing	1	Vendor	GEN-2	5/2/2013	Approval	Drawing
6007-PLN-AGE-57-61-2001-Dtl 1	Pipe layout Drawing SF Alpha NE	Drawing	1	Vendor	GEN-2	5/2/2013	Approval	Drawing
6007-PLN-AGE-57-61-2001-Dtl 3	Pipe layout Drawing SF Alpha NE	Drawing	1	Vendor	GEN-2	5/2/2013	Approval	Drawing
6007-PLN-AGE-57-61-2001-Dtl 5	Pipe layout Drawing SF Alpha NE	Drawing	1	Vendor	GEN-2	5/2/2013	Approval	Drawing
6007-PLN-AGE-57-61-2001-Dtl 7	Pipe layout Drawing SF Alpha NE	Drawing	1	Vendor	GEN-2	5/2/2013	Approval	Drawing
6007-PLN-AGE-57-61-2001-Dtl 9	Pipe layout Drawing SF Alpha NE	Drawing	1	Vendor	GEN-2	5/2/2013	Approval	Drawing
6007-inf-AGE-68-60-2005	Pipe layout Drawing SF Alpha NE	Drawing	1	Vendor	GEN-2	5/2/2013	Approval	Report
6007-inf-AGE-68-60-2006	Pipe layout Drawing SF Alpha NE	Drawing	1	Vendor	GEN-2	5/2/2013	Approval	Report
6007_PLN_AGE_57_61_6002_SH	Pipe Layout Drawing SF Beta East	Drawing	1	Vendor	GEN-2	5/2/2013	Approval	Drawing
6007_PLN_AGE_57_61_6002_SH	Pipe Layout Drawing SF Beta East	Drawing	1	Vendor	GEN-2	5/2/2013	Approval	Drawing
6007_PLN_AGE_57_61_6002_SH	Pipe Layout Drawing SF Beta East	Drawing	1	Vendor	GEN-2	5/2/2013	Approval	Drawing
6007_PLN_AGE_57_61_6002_SH	Pipe Layout Drawing SF Beta East	Drawing	1	Vendor	GEN-2	5/2/2013	Approval	Drawing
6007_PLN_AGE_57_61_6002_SH	Pipe Layout Drawing SF Beta East	Drawing	1	Vendor	GEN-2	5/2/2013	Approval	Drawing
6007_PLN_AGE_57_61_6002_SH	Pipe Layout Drawing SF Beta East	Drawing	1	Vendor	GEN-2	5/2/2013	Approval	Drawing
6007_PLN_AGE_57_61_6002_SH	Pipe Layout Drawing SF Beta East	Drawing	1	Vendor	GEN-2	5/2/2013	Approval	Drawing
6007_PLN_AGE_57_61_6002_SH	Pipe Layout Drawing SF Beta East	Drawing	1	Vendor	GEN-2	5/2/2013	Approval	Drawing
6007_PLN_AGE_57_61_6002_SH	Pipe Layout Drawing SF Beta East	Drawing	1	Vendor	GEN-2	5/2/2013	Approval	Drawing
6007_PLN_AGE_57_61_6002_SH	Pipe Layout Drawing SF Beta East	Drawing	1	Vendor	GEN-2	5/2/2013	Approval	Drawing
6007_PLN_AGE_57_61_6002_SH	Pipe Layout Drawing SF Beta East	Drawing	1	Vendor	GEN-2	5/2/2013	Approval	Drawing
6007_PLN_AGE_57_61_6002_SH	Pipe Layout Drawing SF Beta East	Drawing	1	Vendor	GEN-2	5/2/2013	Approval	Drawing
6007_PLN_AGE_57_61_6002_SH	Pipe Layout Drawing SF Beta East	Drawing	1	Vendor	GEN-2	5/2/2013	Approval	Drawing
6007_PLN_AGE_57_61_6002_SH	Pipe Layout Drawing SF Beta East	Drawing	1	Vendor	GEN-2	5/2/2013	Approval	Drawing
6007_PLN_AGE_57_61_6002_SH	Pipe Layout Drawing SF Beta East	Drawing	1	Vendor	GEN-2	5/2/2013	Approval	Drawing
6007_PLN_AGE_57_61_6002_SH	Pipe Layout Drawing SF Beta East	Drawing	1	Vendor	GEN-2	5/2/2013	Approval	Drawing
6007_PLN_AGE_57_61_6002_SH	Pipe Layout Drawing SF Beta East	Drawing	1	Vendor	GEN-2	5/2/2013	Approval	Drawing
6007_PLN_AGE_57_61_6002_SH	Pipe Layout Drawing SF Beta East	Drawing	1	Vendor	GEN-2	5/2/2013	Approval	Drawing
6007_PLN_AGE_57_61_6002_SH	Pipe Layout Drawing SF Beta East	Drawing	1	Vendor	GEN-2	5/2/2013	Approval	Drawing
6007_PLN_AGE_57_61_6002_SH	Pipe Layout Drawing SF Beta East	Drawing	1	Vendor	GEN-2	5/2/2013	Approval	Drawing
6007_PLN_AGE_57_61_6002_SH	Pipe Layout Drawing SF Beta East	Drawing	1	Vendor	GEN-2	5/2/2013	Approval	Drawing
6007_PLN_AGE_57_61_6002_SH	Pipe Layout Drawing SF Beta East	Drawing	1	Vendor	GEN-2	5/2/2013	Approval	Drawing
6007_PLN_AGE_57_61_6002_SH	Pipe Layout Drawing SF Beta East	Drawing	1	Vendor	GEN-2	5/2/2013	Approval	Drawing
6007_PLN_AGE_57_61_6002_SH	Pipe Layout Drawing SF Beta East	Drawing	1	Vendor	GEN-2	5/2/2013	Approval	Drawing
6007_PLN_AGE_57_61_6002_SH	Pipe Layout Drawing SF Beta East	Drawing	1	Vendor	GEN-2	5/2/2013	Approval	Drawing
6007_PLN_AGE_57_61_6002_SH	Pipe Layout Drawing SF Beta East	Drawing	1	Vendor	GEN-2	5/2/2013	Approval	Drawing
6007-inf-AGE-68-60-6001	Stress Analysis Report Header HTF- Beta Plant – East SF Inlet	Drawing	1	Vendor	GEN-2	5/2/2013	Approval	Report
6007-inf-AGE-68-60-6002	Stress Analysis Report Header HTF- Beta Plant – East SF Return	Drawing	1	Vendor	GEN-2	5/2/2013	Approval	Report
LP 1.0	Lightning Protection System (Roof Plan and Installation Details)	Drawing	1	Vendor	GEN-2	5/3/2013	Approval	
6007-PLN-AGE-57-61-2004_SH1	Pipe Layout Drawing Alpha NW	Drawing	1	Vendor	GEN-2	5/6/2013	Approval	Drawing
6007-PLN-AGE-57-61-2004_SH2	Pipe Layout Drawing Alpha NW	Drawing	1	Vendor	GEN-2	5/6/2013	Approval	Drawing
6007-PLN-AGE-57-61-2004_SH3	Pipe Layout Drawing Alpha NW	Drawing	1	Vendor	GEN-2	5/6/2013	Approval	Drawing
6007-PLN-AGE-57-61-2004_SH4	Pipe Layout Drawing Alpha NW	Drawing	1	Vendor	GEN-2	5/6/2013	Approval	Drawing
6007-PLN-AGE-57-61-2004_SH5	Pipe Layout Drawing Alpha NW	Drawing	1	Vendor	GEN-2	5/6/2013	Approval	Drawing
6007-PLN-AGE-57-61-2004_SH6	Pipe Layout Drawing Alpha NW	Drawing	1	Vendor	GEN-2	5/6/2013	Approval	Drawing
6007-PLN-AGE-57-61-2004_SH7	Pipe Layout Drawing Alpha NW	Drawing	1	Vendor	GEN-2	5/6/2013	Approval	Drawing
6007-PLN-AGE-57-61-2004_SH8	Pipe Layout Drawing Alpha NW	Drawing	1	Vendor	GEN-2	5/6/2013	Approval	Drawing
6007-PLN-AGE-57-61-2004_SH9	Pipe Layout Drawing Alpha NW	Drawing	1	Vendor	GEN-2	5/6/2013	Approval	Drawing
6007-PLN-AGE-57-61-2004_SH1	Pipe Layout Drawing Alpha NW	Drawing	1	Vendor	GEN-2	5/6/2013	Approval	Drawing
6007-PLN-AGE-57-61-2004_SH1	Pipe Layout Drawing Alpha NW	Drawing	1	Vendor	GEN-2	5/6/2013	Approval	Drawing
6007-PLN-AGE-57-61-2004_SH1	Pipe Layout Drawing Alpha NW	Drawing	1	Vendor	GEN-2	5/6/2013	Approval	Drawing
6007-PLN-AGE-57-61-2004_SH1	Pipe Layout Drawing Alpha NW	Drawing	1	Vendor	GEN-2	5/6/2013	Approval	Drawing
6007-PLN-AGE-57-61-2004_SH1	Pipe Layout Drawing Alpha NW	Drawing	1	Vendor	GEN-2	5/6/2013	Approval	Drawing
6007-PLN-AGE-57-61-2004_SH1	Pipe Layout Drawing Alpha NW	Drawing	1	Vendor	GEN-2	5/6/2013	Approval	Drawing
6007-PLN-AGE-57-61-2004_SH1	Pipe Layout Drawing Alpha NW	Drawing	1	Vendor	GEN-2	5/6/2013	Approval	Drawing
6007-PLN-AGE-57-61-2004_SH1	Pipe Layout Drawing Alpha NW	Drawing	1	Vendor	GEN-2	5/6/2013	Approval	Drawing
6007-PLN-AGE-57-61-2004_SH2	Pipe Layout Drawing Alpha NW	Drawing	1	Vendor	GEN-2	5/6/2013	Approval	Drawing
6007-PLN-AGE-57-61-2004_SH2	Pipe Layout Drawing Alpha NW	Drawing	1	Vendor	GEN-2	5/6/2013	Approval	Drawing
6007-PLN-AGE-57-61-2004_SH2	Pipe Layout Drawing Alpha NW	Drawing	1	Vendor	GEN-2	5/6/2013	Approval	Drawing
6007-PLN-AGE-57-61-2004_SH2	Pipe Layout Drawing Alpha NW	Drawing	1	Vendor	GEN-2	5/6/2013	Approval	Drawing
6007-PLN-AGE-57-61-2004_SH2	Pipe Layout Drawing Alpha NW	Drawing	1	Vendor	GEN-2	5/6/2013	Approval	Drawing
6007-PLN-AGE-57-61-2004_SH2	Pipe Layout Drawing Alpha NW	Drawing	1	Vendor	GEN-2	5/6/2013	Approval	Drawing
6007-PLN-AGE-57-61-2004_SH2	Pipe Layout Drawing Alpha NW	Drawing	1	Vendor	GEN-2	5/6/2013	Approval	Drawing
6007-PLN-AGE-57-61-2004_SH2	Pipe Layout Drawing Alpha NW	Drawing	1	Vendor	GEN-2	5/6/2013	Approval	Drawing
6007-PLN-AGE-57-61-2004_SH3	Pipe Layout Drawing Alpha NW	Drawing	1	Vendor	GEN-2	5/6/2013	Approval	Drawing
6007-PLN-AGE-57-61-2004_SH3	Pipe Layout Drawing Alpha NW	Drawing	1	Vendor	GEN-2	5/6/2013	Approval	Drawing
6007-PLN-AGE-57-61-2004_SH3	Pipe Layout Drawing Alpha NW	Drawing	1	Vendor	GEN-2	5/6/2013	Approval	Drawing
6007-PLN-AGE-57-61-2004_SH3	Pipe Layout Drawing Alpha NW	Drawing	1	Vendor	GEN-2	5/6/2013	Approval	Drawing
6007-PLN-AGE-57-61-2004_SH3	Pipe Layout Drawing Alpha NW	Drawing	1	Vendor	GEN-2	5/6/2013	Approval	Drawing
6007-PLN-AGE-57-61-2004_SH3	Pipe Layout Drawing Alpha NW	Drawing	1	Vendor	GEN-2	5/6/2013	Approval	Drawing
6007-PLN-AGE-57-61-2004_SH3	Pipe Layout Drawing Alpha NW	Drawing	1	Vendor	GEN-2	5/6/2013	Approval	Drawing
6007-PLN-AGE-57-61-2004_SH3	Pipe Layout Drawing Alpha NW	Drawing	1	Vendor	GEN-2	5/6/2013	Approval	Drawing
6007-PLN-AGE-57-61-2004_SH4	Pipe Layout Drawing Alpha NW	Drawing	1	Vendor	GEN-2	5/6/2013	Approval	Drawing
6007-PLN-AGE-57-61-2004_SH4	Pipe Layout Drawing Alpha NW	Drawing	1	Vendor	GEN-2	5/6/2013	Approval	Drawing
6007-PLN-AGE-57-61-2004_SH4	Pipe Layout Drawing Alpha NW	Drawing	1	Vendor	GEN-2	5/6/2013	Approval	Drawing

6007-PLN-AGE-57-61-2004_SH44	Pipe Layout Drawing Alpha NW	Drawing	1	Vendor	GEN-2	5/6/2013	Approval	Drawing
6007-PLN-AGE-57-61-2004_SH45	Pipe Layout Drawing Alpha NW	Drawing	1	Vendor	GEN-2	5/6/2013	Approval	Drawing
6007-PLN-AGE-57-61-2004_SH46	Pipe Layout Drawing Alpha NW	Drawing	1	Vendor	GEN-2	5/6/2013	Approval	Drawing
6007-PLN-AGE-57-61-2004_SH47	Pipe Layout Drawing Alpha NW	Drawing	1	Vendor	GEN-2	5/6/2013	Approval	Drawing
6007-PLN-AGE-57-61-2004_SH48	Pipe Layout Drawing Alpha NW	Drawing	1	Vendor	GEN-2	5/6/2013	Approval	Drawing
6007-inf-AGE-68-60-2007	Stress Analysis Report-Solar Field-North West Inlet Alpha	Drawing	4	Vendor	GEN-2	5/6/2013	Approval	Report
6007-inf-AGE-68-60-2008	Stress Analysis Report-Solar Field-North West return Alpha	Drawing	3	Vendor	GEN-2	5/6/2013	Approval	Report
6007-PLN-AGE-57-61-2003-SH1	Pipe Layout Drawing Alpha West	Drawing	3	Vendor	GEN-2	5/6/2013	Approval	Drawing
6007-PLN-AGE-57-61-2003-SH2	Pipe Layout Drawing Alpha West	Drawing	3	Vendor	GEN-2	5/6/2013	Approval	Drawing
6007-PLN-AGE-57-61-2003-SH3	Pipe Layout Drawing Alpha West	Drawing	3	Vendor	GEN-2	5/6/2013	Approval	Drawing
6007-PLN-AGE-57-61-2003-SH4	Pipe Layout Drawing Alpha West	Drawing	3	Vendor	GEN-2	5/6/2013	Approval	Drawing
6007-PLN-AGE-57-61-2003-SH5	Pipe Layout Drawing Alpha West	Drawing	3	Vendor	GEN-2	5/6/2013	Approval	Drawing
6007-PLN-AGE-57-61-2003-SH6	Pipe Layout Drawing Alpha West	Drawing	3	Vendor	GEN-2	5/6/2013	Approval	Drawing
6007-PLN-AGE-57-61-2003-SH7	Pipe Layout Drawing Alpha West	Drawing	3	Vendor	GEN-2	5/6/2013	Approval	Drawing
6007-PLN-AGE-57-61-2003-SH8	Pipe Layout Drawing Alpha West	Drawing	3	Vendor	GEN-2	5/6/2013	Approval	Drawing
6007-PLN-AGE-57-61-2003-SH9	Pipe Layout Drawing Alpha West	Drawing	3	Vendor	GEN-2	5/6/2013	Approval	Drawing
6007-PLN-AGE-57-61-2003-SH10	Pipe Layout Drawing Alpha West	Drawing	3	Vendor	GEN-2	5/6/2013	Approval	Drawing
6007-PLN-AGE-57-61-2003-SH11	Pipe Layout Drawing Alpha West	Drawing	3	Vendor	GEN-2	5/6/2013	Approval	Drawing
6007-PLN-AGE-57-61-2003-SH12	Pipe Layout Drawing Alpha West	Drawing	3	Vendor	GEN-2	5/6/2013	Approval	Drawing
6007-PLN-AGE-57-61-2003-SH13	Pipe Layout Drawing Alpha West	Drawing	3	Vendor	GEN-2	5/6/2013	Approval	Drawing
6007-PLN-AGE-57-61-2003-SH14	Pipe Layout Drawing Alpha West	Drawing	3	Vendor	GEN-2	5/6/2013	Approval	Drawing
6007-PLN-AGE-57-61-2003-SH15	Pipe Layout Drawing Alpha West	Drawing	3	Vendor	GEN-2	5/6/2013	Approval	Drawing
6007-PLN-AGE-57-61-2003-SH16	Pipe Layout Drawing Alpha West	Drawing	3	Vendor	GEN-2	5/6/2013	Approval	Drawing
6007-PLN-AGE-57-61-2003-SH17	Pipe Layout Drawing Alpha West	Drawing	3	Vendor	GEN-2	5/6/2013	Approval	Drawing
6007-PLN-AGE-57-61-2003-SH18	Pipe Layout Drawing Alpha West	Drawing	3	Vendor	GEN-2	5/6/2013	Approval	Drawing
6007-PLN-AGE-57-61-2003-SH19	Pipe Layout Drawing Alpha West	Drawing	3	Vendor	GEN-2	5/6/2013	Approval	Drawing
6007-PLN-AGE-57-61-2003-SH20	Pipe Layout Drawing Alpha West	Drawing	3	Vendor	GEN-2	5/6/2013	Approval	Drawing
6007-PLN-AGE-57-61-2003-SH21	Pipe Layout Drawing Alpha West	Drawing	3	Vendor	GEN-2	5/6/2013	Approval	Drawing
6007-PLN-AGE-57-61-2003-SH22	Pipe Layout Drawing Alpha West	Drawing	3	Vendor	GEN-2	5/6/2013	Approval	Drawing
6007-PLN-AGE-57-61-2003-SH23	Pipe Layout Drawing Alpha West	Drawing	3	Vendor	GEN-2	5/6/2013	Approval	Drawing
6007-PLN-AGE-57-61-2003-SH24	Pipe Layout Drawing Alpha West	Drawing	3	Vendor	GEN-2	5/6/2013	Approval	Drawing
6007-PLN-AGE-57-61-2003-SH25	Pipe Layout Drawing Alpha West	Drawing	3	Vendor	GEN-2	5/6/2013	Approval	Drawing
6007-PLN-AGE-57-61-2003-SH26	Pipe Layout Drawing Alpha West	Drawing	3	Vendor	GEN-2	5/6/2013	Approval	Drawing
6007-PLN-AGE-57-61-2003-SH27	Pipe Layout Drawing Alpha West	Drawing	3	Vendor	GEN-2	5/6/2013	Approval	Drawing
6007-PLN-AGE-57-61-2003-SH28	Pipe Layout Drawing Alpha West	Drawing	3	Vendor	GEN-2	5/6/2013	Approval	Drawing
6007-PLN-AGE-57-61-2003-SH29	Pipe Layout Drawing Alpha West	Drawing	3	Vendor	GEN-2	5/6/2013	Approval	Drawing
6007-PLN-AGE-57-61-2003-SH30	Pipe Layout Drawing Alpha West	Drawing	3	Vendor	GEN-2	5/6/2013	Approval	Drawing
6007-PLN-AGE-57-61-2003-SH31	Pipe Layout Drawing Alpha West	Drawing	3	Vendor	GEN-2	5/6/2013	Approval	Drawing
6007-PLN-AGE-57-61-2003-SH32	Pipe Layout Drawing Alpha West	Drawing	3	Vendor	GEN-2	5/6/2013	Approval	Drawing
6007-PLN-AGE-57-61-2003-SH33	Pipe Layout Drawing Alpha West	Drawing	3	Vendor	GEN-2	5/6/2013	Approval	Drawing
6007-PLN-AGE-57-61-2003-SH34	Pipe Layout Drawing Alpha West	Drawing	3	Vendor	GEN-2	5/6/2013	Approval	Drawing
6007-PLN-AGE-57-61-2003-SH35	Pipe Layout Drawing Alpha West	Drawing	3	Vendor	GEN-2	5/6/2013	Approval	Drawing
6007-PLN-AGE-57-61-2003-SH36	Pipe Layout Drawing Alpha West	Drawing	3	Vendor	GEN-2	5/6/2013	Approval	Drawing
6007-PLN-AGE-57-61-2003-SH37	Pipe Layout Drawing Alpha West	Drawing	3	Vendor	GEN-2	5/6/2013	Approval	Drawing
6007-PLN-AGE-57-61-2003-SH38	Pipe Layout Drawing Alpha West	Drawing	3	Vendor	GEN-2	5/6/2013	Approval	Drawing
6007-PLN-AGE-57-61-2003-SH39	Pipe Layout Drawing Alpha West	Drawing	3	Vendor	GEN-2	5/6/2013	Approval	Drawing
6007-PLN-AGE-57-61-2003-SH40	Pipe Layout Drawing Alpha West	Drawing	3	Vendor	GEN-2	5/6/2013	Approval	Drawing
6007-PLN-AGE-57-61-2003-SH41	Pipe Layout Drawing Alpha West	Drawing	3	Vendor	GEN-2	5/6/2013	Approval	Drawing
6007-PLN-AGE-57-61-2003-SH42	Pipe Layout Drawing Alpha West	Drawing	3	Vendor	GEN-2	5/6/2013	Approval	Drawing
6007-PLN-AGE-57-61-2003-SH43	Pipe Layout Drawing Alpha West	Drawing	3	Vendor	GEN-2	5/6/2013	Approval	Drawing
6007-PLN-AGE-57-61-2003-SH44	Pipe Layout Drawing Alpha West	Drawing	3	Vendor	GEN-2	5/6/2013	Approval	Drawing
6007-PLN-AGE-57-61-2003-SH45	Pipe Layout Drawing Alpha West	Drawing	3	Vendor	GEN-2	5/6/2013	Approval	Drawing
6007-PLN-AGE-57-61-2003-SH46	Pipe Layout Drawing Alpha West	Drawing	3	Vendor	GEN-2	5/6/2013	Approval	Drawing
6007-PLN-AGE-57-61-2003-SH47	Pipe Layout Drawing Alpha West	Drawing	3	Vendor	GEN-2	5/6/2013	Approval	Drawing
6007-PLN-AGE-57-61-2003-SH48	Pipe Layout Drawing Alpha West	Drawing	3	Vendor	GEN-2	5/6/2013	Approval	Drawing
6007-PLN-AGE-57-61-2003-SH49	Pipe Layout Drawing Alpha West	Drawing	3	Vendor	GEN-2	5/6/2013	Approval	Drawing
6007-PLN-AGE-57-61-2003-SH50	Pipe Layout Drawing Alpha West	Drawing	3	Vendor	GEN-2	5/6/2013	Approval	Drawing
6007-PLN-AGE-57-61-2003-SH51	Pipe Layout Drawing Alpha West	Drawing	3	Vendor	GEN-2	5/6/2013	Approval	Drawing
6007-PLN-AGE-57-61-2003-SH52	Pipe Layout Drawing Alpha West	Drawing	3	Vendor	GEN-2	5/6/2013	Approval	Drawing
6007-PLN-AGE-57-61-2003-SH53	Pipe Layout Drawing Alpha West	Drawing	3	Vendor	GEN-2	5/6/2013	Approval	Drawing
6007-PLN-AGE-57-61-2003-SH54	Pipe Layout Drawing Alpha West	Drawing	3	Vendor	GEN-2	5/6/2013	Approval	Drawing
6007-PLN-AGE-57-61-2003-SH55	Pipe Layout Drawing Alpha West	Drawing	3	Vendor	GEN-2	5/6/2013	Approval	Drawing
6007-PLN-AGE-57-61-2003-SH56	Pipe Layout Drawing Alpha West	Drawing	3	Vendor	GEN-2	5/6/2013	Approval	Drawing
6007-PLN-AGE-57-61-2003-SH57	Pipe Layout Drawing Alpha West	Drawing	3	Vendor	GEN-2	5/6/2013	Approval	Drawing
6007-PLN-AGE-57-61-2003-SH58	Pipe Layout Drawing Alpha West	Drawing	3	Vendor	GEN-2	5/6/2013	Approval	Drawing
6007-PLN-AGE-57-61-2003-SH59	Pipe Layout Drawing Alpha West	Drawing	3	Vendor	GEN-2	5/6/2013	Approval	Drawing
6007-PLN-AGE-57-61-2003-SH60	Pipe Layout Drawing Alpha West	Drawing	3	Vendor	GEN-2	5/6/2013	Approval	Drawing
6007-PLN-AGE-57-61-2003-SH61	Pipe Layout Drawing Alpha West	Drawing	3	Vendor	GEN-2	5/6/2013	Approval	Drawing
6007-PLN-AGE-57-61-2003-SH62	Pipe Layout Drawing Alpha West	Drawing	3	Vendor	GEN-2	5/6/2013	Approval	Drawing
6007-PLN-AGE-57-61-2003-SH63	Pipe Layout Drawing Alpha West	Drawing	3	Vendor	GEN-2	5/6/2013	Approval	Drawing
6007-inf-AGE-68-60-2003	Stress Analysis Report-Solar Field-West Inlet Alpha	Drawing	2	Vendor	GEN-2	5/6/2013	Approval	Report
6007-inf-AGE-68-60-2004	Stress Analysis Report-Solar Field-West return Alpha	Drawing	2	Vendor	GEN-2	5/6/2013	Approval	Report
6007-PLN-SCT-14-62-0002	Lightning Protection System (Roof Plan and Installation Details)	Drawing	1	Vendor	GEN-2	5/3/2013	Approval	Drawing
6007-PLN-PRI-39-52-4101	A-MT-451 Foundation Cover Sheet	Drawing	3	Vendor	GEN-2	5/3/2013	Approval	Drawing
6007-PLN-PRI-39-52-4106	A-MT-451 Anchor Chair Detail	Drawing	3	Vendor	GEN-2	5/3/2013	Approval	Drawing
6007-PLN-PRI-39-52-4201	B-MT-451 Foundation Cover Sheet	Drawing	3	Vendor	GEN-2	5/3/2013	Approval	Drawing
6007-PLN-PRI-39-52-4206	B-MT-451 Anchor Chair Detail	Drawing	3	Vendor	GEN-2	5/3/2013	Approval	Drawing
MT-451 Foundation Drawing Cha	MT-451 Foundation Drawing Change Memo	Drawing	0	Vendor	GEN-2	5/3/2013	Approval	
6007-PLN-LEF-12-54-0021	Geometric definition of RAC plant detail drawings	Drawing	5	Vendor	GEN-2	5/3/2013	Approval	Drawing
6007-PLN-LEF-12-54-0022	Geometric definition of RAC plant detail drawings	Drawing	3	Vendor	GEN-2	5/3/2013	Approval	Drawing
6007-PLN-LEF-12-54-0031	Geometric definition of RAC elevations	Drawing	5	Vendor	GEN-2	5/3/2013	Approval	Drawing
6007-PLN-LEF-12-54-0032	Geometric definition of RAC elevations	Drawing	5	Vendor	GEN-2	5/3/2013	Approval	Drawing
6007-PLN-LEF-12-54-0033	Geometric definition of RAC elevations	Drawing	5	Vendor	GEN-2	5/3/2013	Approval	Drawing
6007-PLN-LEF-12-54-0034	Geometric definition of RAC elevations	Drawing	5	Vendor	GEN-2	5/3/2013	Approval	Drawing
6007-PLN-LEF-12-54-0035	Geometric definition of RAC elevations	Drawing	5	Vendor	GEN-2	5/3/2013	Approval	Drawing
6007-PLN-LEF-12-54-0036	Geometric definition of RAC elevations	Drawing	3	Vendor	GEN-2	5/3/2013	Approval	Drawing
6007-PLN-LEF-12-54-0037	Geometric definition of RAC elevations	Drawing	3	Vendor	GEN-2	5/3/2013	Approval	Drawing
6007-PLN-LEF-12-54-0038	Geometric definition of RAC elevations	Drawing	3	Vendor	GEN-2	5/3/2013	Approval	Drawing
6007-PLN-LEF-12-54-0039	Geometric definition of RAC elevations	Drawing	4	Vendor	GEN-2	5/3/2013	Approval	Drawing
6007-PLN-LEF-12-54-0041	Geometric definition of RAC sections	Drawing	6	Vendor	GEN-2	5/3/2013	Approval	Drawing
6007-PLN-LEF-12-54-0042	Geometric definition of RAC sections	Drawing	6	Vendor	GEN-2	5/3/2013	Approval	Drawing
6007-PLN-LEF-12-54-0043	Geometric definition of RAC sections	Drawing	4	Vendor	GEN-2	5/3/2013	Approval	Drawing
6007-PLN-LEF-12-54-0051	Geometric definition of RAC details of construction	Drawing	4	Vendor	GEN-2	5/3/2013	Approval	Drawing
6007-PLN-LEF-12-54-0052	Geometric definition of RAC details of construction	Drawing	3	Vendor	GEN-2	5/3/2013	Approval	Drawing
6007-PLN-LEF-12-54-0053	Geometric definition of RAC details of construction	Drawing	1	Vendor	GEN-2	5/3/2013	Approval	Drawing
6007-PLN-AGE-25-52-4161	Foundation Details	Drawing	7	Vendor	GEN-2	5/1/2013	Approval	Drawing
6007-PLN-AGE-25-52-4163	Anchor Bolt Details	Drawing	4	Vendor	GEN-2	5/1/2013	Approval	Drawing
6007-PLN-AGE-25-52-8160	Foundation Details	Drawing	5	Vendor	GEN-2	5/1/2013	Approval	Drawing
6007-PLN-AGE-25-52-8161	Foundation Details	Drawing	7	Vendor	GEN-2	5/1/2013	Approval	Drawing
6007-PLN-AGE-25-52-8163	Anchor Bolt Details	Drawing	4	Vendor	GEN-2	5/1/2013	Approval	Drawing
6007-PLN-AGE-57-61-6003-SH1	Pipe Layout Drawing Beta South	Drawing	2	Vendor	GEN-2	5/7/2013	Approval	Drawing
6007-PLN-AGE-57-61-6003-SH2	Pipe Layout Drawing Beta South	Drawing	2	Vendor	GEN-2	5/7/2013	Approval	Drawing
6007-PLN-AGE-57-61-6003-SH3	Pipe Layout Drawing Beta South	Drawing	2	Vendor	GEN-2	5/7/2013	Approval	Drawing

6007-PLN-AGE-57-61-6003-SH4	Pipe Layout Drawing Beta South	Drawing	2	Vendor	GEN-2	5/7/2013	Approval	Drawing
6007-PLN-AGE-57-61-6003-SH5	Pipe Layout Drawing Beta South	Drawing	2	Vendor	GEN-2	5/7/2013	Approval	Drawing
6007-PLN-AGE-57-61-6003-SH6	Pipe Layout Drawing Beta South	Drawing	2	Vendor	GEN-2	5/7/2013	Approval	Drawing
6007-PLN-AGE-57-61-6003-SH7	Pipe Layout Drawing Beta South	Drawing	2	Vendor	GEN-2	5/7/2013	Approval	Drawing
6007-PLN-AGE-57-61-6003-SH8	Pipe Layout Drawing Beta South	Drawing	2	Vendor	GEN-2	5/7/2013	Approval	Drawing
6007-PLN-AGE-57-61-6003-SH9	Pipe Layout Drawing Beta South	Drawing	2	Vendor	GEN-2	5/7/2013	Approval	Drawing
6007-PLN-AGE-57-61-6003-SH10	Pipe Layout Drawing Beta South	Drawing	2	Vendor	GEN-2	5/7/2013	Approval	Drawing
6007-PLN-AGE-57-61-6003-SH11	Pipe Layout Drawing Beta South	Drawing	2	Vendor	GEN-2	5/7/2013	Approval	Drawing
6007-PLN-AGE-57-61-6003-SH12	Pipe Layout Drawing Beta South	Drawing	2	Vendor	GEN-2	5/7/2013	Approval	Drawing
6007-PLN-AGE-57-61-6003-SH13	Pipe Layout Drawing Beta South	Drawing	2	Vendor	GEN-2	5/7/2013	Approval	Drawing
6007-PLN-AGE-57-61-6003-SH14	Pipe Layout Drawing Beta South	Drawing	2	Vendor	GEN-2	5/7/2013	Approval	Drawing
6007-PLN-AGE-57-61-6003-SH15	Pipe Layout Drawing Beta South	Drawing	2	Vendor	GEN-2	5/7/2013	Approval	Drawing
6007-PLN-AGE-57-61-6003-SH16	Pipe Layout Drawing Beta South	Drawing	2	Vendor	GEN-2	5/7/2013	Approval	Drawing
6007-PLN-AGE-57-61-6003-SH17	Pipe Layout Drawing Beta South	Drawing	2	Vendor	GEN-2	5/7/2013	Approval	Drawing
6007-PLN-AGE-57-61-6003-SH18	Pipe Layout Drawing Beta South	Drawing	2	Vendor	GEN-2	5/7/2013	Approval	Drawing
6007-PLN-AGE-57-61-6003-SH19	Pipe Layout Drawing Beta South	Drawing	2	Vendor	GEN-2	5/7/2013	Approval	Drawing
6007-PLN-AGE-57-61-6003-SH20	Pipe Layout Drawing Beta South	Drawing	2	Vendor	GEN-2	5/7/2013	Approval	Drawing
6007-PLN-AGE-57-61-6003-SH21	Pipe Layout Drawing Beta South	Drawing	2	Vendor	GEN-2	5/7/2013	Approval	Drawing
6007-PLN-AGE-57-61-6003-SH22	Pipe Layout Drawing Beta South	Drawing	2	Vendor	GEN-2	5/7/2013	Approval	Drawing
6007-PLN-AGE-57-61-6003-SH23	Pipe Layout Drawing Beta South	Drawing	2	Vendor	GEN-2	5/7/2013	Approval	Drawing
6007-PLN-AGE-57-61-6003-SH24	Pipe Layout Drawing Beta South	Drawing	2	Vendor	GEN-2	5/7/2013	Approval	Drawing
6007-PLN-AGE-57-61-6003-SH25	Pipe Layout Drawing Beta South	Drawing	2	Vendor	GEN-2	5/7/2013	Approval	Drawing
6007-PLN-AGE-57-61-6003-SH26	Pipe Layout Drawing Beta South	Drawing	2	Vendor	GEN-2	5/7/2013	Approval	Drawing
6007-PLN-AGE-57-61-6003-SH27	Pipe Layout Drawing Beta South	Drawing	2	Vendor	GEN-2	5/7/2013	Approval	Drawing
6007-PLN-AGE-57-61-6003-SH28	Pipe Layout Drawing Beta South	Drawing	2	Vendor	GEN-2	5/7/2013	Approval	Drawing
6007-PLN-AGE-57-61-6003-SH29	Pipe Layout Drawing Beta South	Drawing	2	Vendor	GEN-2	5/7/2013	Approval	Drawing
6007-PLN-AGE-57-61-6003-SH30	Pipe Layout Drawing Beta South	Drawing	2	Vendor	GEN-2	5/7/2013	Approval	Drawing
6007-PLN-AGE-57-61-6003-SH31	Pipe Layout Drawing Beta South	Drawing	2	Vendor	GEN-2	5/7/2013	Approval	Drawing
6007-PLN-AGE-57-61-6003-SH32	Pipe Layout Drawing Beta South	Drawing	2	Vendor	GEN-2	5/7/2013	Approval	Drawing
6007-PLN-AGE-57-61-6003-SH33	Pipe Layout Drawing Beta South	Drawing	2	Vendor	GEN-2	5/7/2013	Approval	Drawing
6007-PLN-AGE-57-61-6003-SH34	Pipe Layout Drawing Beta South	Drawing	2	Vendor	GEN-2	5/7/2013	Approval	Drawing
6007-PLN-AGE-57-61-6003-SH35	Pipe Layout Drawing Beta South	Drawing	2	Vendor	GEN-2	5/7/2013	Approval	Drawing
6007-PLN-AGE-57-61-6003-SH36	Pipe Layout Drawing Beta South	Drawing	2	Vendor	GEN-2	5/7/2013	Approval	Drawing
6007-PLN-AGE-57-61-6003-SH37	Pipe Layout Drawing Beta South	Drawing	2	Vendor	GEN-2	5/7/2013	Approval	Drawing
6007-PLN-AGE-57-61-6003-SH38	Pipe Layout Drawing Beta South	Drawing	2	Vendor	GEN-2	5/7/2013	Approval	Drawing
6007-PLN-AGE-57-61-6003-SH39	Pipe Layout Drawing Beta South	Drawing	2	Vendor	GEN-2	5/7/2013	Approval	Drawing
6007-PLN-AGE-57-61-6003-SH40	Pipe Layout Drawing Beta South	Drawing	2	Vendor	GEN-2	5/7/2013	Approval	Drawing
6007-PLN-AGE-57-61-6003-SH41	Pipe Layout Drawing Beta South	Drawing	2	Vendor	GEN-2	5/7/2013	Approval	Drawing
6007-PLN-AGE-57-61-6003-SH42	Pipe Layout Drawing Beta South	Drawing	2	Vendor	GEN-2	5/7/2013	Approval	Drawing
6007-PLN-AGE-57-61-6003-SH43	Pipe Layout Drawing Beta South	Drawing	2	Vendor	GEN-2	5/7/2013	Approval	Drawing
6007-PLN-AGE-57-61-6003-SH44	Pipe Layout Drawing Beta South	Drawing	2	Vendor	GEN-2	5/7/2013	Approval	Drawing
6007-PLN-AGE-57-61-6003-SH45	Pipe Layout Drawing Beta South	Drawing	2	Vendor	GEN-2	5/7/2013	Approval	Drawing
6007-PLN-AGE-57-61-6003-SH46	Pipe Layout Drawing Beta South	Drawing	2	Vendor	GEN-2	5/7/2013	Approval	Drawing
6007-PLN-AGE-57-61-6003-SH47	Pipe Layout Drawing Beta South	Drawing	2	Vendor	GEN-2	5/7/2013	Approval	Drawing
6007-PLN-AGE-57-61-6003-SH48	Pipe Layout Drawing Beta South	Drawing	2	Vendor	GEN-2	5/7/2013	Approval	Drawing
6007-PLN-AGE-57-61-6003-SH49	Pipe Layout Drawing Beta South	Drawing	2	Vendor	GEN-2	5/7/2013	Approval	Drawing
6007-PLN-AGE-57-61-6003-SH50	Pipe Layout Drawing Beta South	Drawing	2	Vendor	GEN-2	5/7/2013	Approval	Drawing
6007-PLN-AGE-57-61-6003-SH51	Pipe Layout Drawing Beta South	Drawing	2	Vendor	GEN-2	5/7/2013	Approval	Drawing
6007-PLN-AGE-57-61-6003-SH52	Pipe Layout Drawing Beta South	Drawing	2	Vendor	GEN-2	5/7/2013	Approval	Drawing
6007-PLN-AGE-57-61-6003-SH53	Pipe Layout Drawing Beta South	Drawing	2	Vendor	GEN-2	5/7/2013	Approval	Drawing
6007-PLN-AGE-57-61-6003-SH54	Pipe Layout Drawing Beta South	Drawing	2	Vendor	GEN-2	5/7/2013	Approval	Drawing
6007-PLN-AGE-57-61-6003-SH55	Pipe Layout Drawing Beta South	Drawing	2	Vendor	GEN-2	5/7/2013	Approval	Drawing
6007-PLN-AGE-57-61-6003-SH56	Pipe Layout Drawing Beta South	Drawing	2	Vendor	GEN-2	5/7/2013	Approval	Drawing
6007_PLN_AGE_57_61_6003_SH	Pipe Layout Drawing Beta South	Drawing	2	Vendor	GEN-2	5/7/2013	Approval	Drawing
6007_PLN_AGE_57_61_6003_SH	Pipe Layout Drawing Beta South	Drawing	2	Vendor	GEN-2	5/7/2013	Approval	Drawing
6007_PLN_AGE_57_61_6003_SH	Pipe Layout Drawing Beta South	Drawing	2	Vendor	GEN-2	5/7/2013	Approval	Drawing
6007_PLN_AGE_57_61_6003_SH	Pipe Layout Drawing Beta South	Drawing	2	Vendor	GEN-2	5/7/2013	Approval	Drawing
6007_PLN_AGE_57_61_6003_SH	Pipe Layout Drawing Beta South	Drawing	2	Vendor	GEN-2	5/7/2013	Approval	Drawing
6007_PLN_AGE_57_61_6003_SH	Pipe Layout Drawing Beta South	Drawing	2	Vendor	GEN-2	5/7/2013	Approval	Drawing
6007_PLN_AGE_57_61_6003_SH	Pipe Layout Drawing Beta South	Drawing	2	Vendor	GEN-2	5/7/2013	Approval	Drawing
6007_PLN_AGE_57_61_6003_SH	Pipe Layout Drawing Beta South	Drawing	2	Vendor	GEN-2	5/7/2013	Approval	Drawing
6007_PLN_AGE_57_61_6003_SH	Pipe Layout Drawing Beta South	Drawing	2	Vendor	GEN-2	5/7/2013	Approval	Drawing
6007_PLN_AGE_57_61_6003_SH	Pipe Layout Drawing Beta South	Drawing	2	Vendor	GEN-2	5/7/2013	Approval	Drawing
6007-inf-AGE-68-60-6007	Stress Analysis Report Header HTF- Beta Plant -South SF Inlet	Drawing	4	Vendor	GEN-2	5/7/2013	Approval	Report
6007-inf-AGE-68-60-6008	Stress Analysis Report Header HTF- Beta Plant -South SF Return	Drawing	4	Vendor	GEN-2	5/7/2013	Approval	Report
Compressed Air anchor bolt	Compressed Air anchor bolt	Drawing	na	Vendor	GEN-2	5/7/2013	Approval	Report
6007-CAL-SCT-14-62-0007	Alpha Cooling Tower Fire Protection System Hydraulic Calculations	Calculation	1	Vendor	GEN-2	5/21/2013	Approval	Calculation
6007-CAL-SCT-14-62-0008	Beta Cooling Tower Fire Protection System Hydraulic Calculations	Calculation	1	Vendor	GEN-2	5/21/2013	Approval	Calculation
6007-HDD-SCT-14-62-0007	Cooling Tower Fire Protection System Technical Data	Data Sheeet	0	Vendor	GEN-2	5/21/2013	Approval	Data Sheeet
6007-PLN-SCT-14-62-0117	Alpha Cooling Tower Fire Protection System Drawing	Drawing	3	Vendor	GEN-2	5/21/2013	Approval	Drawing
6007-PLN-SCT-14-62-0211	Beta Cooling Tower Fire Protection System Drawing	Drawing	3	Vendor	GEN-2	5/21/2013	Approval	Drawing
6007-PLN-SCT-14-62-0002	Cooling Tower Lightening Protection System	Drawing	2	Vendor	GEN-2	6/6/2013	Approval	Drawing
6007-PLN-AGE-25-54-4502-R07	STG Auxiliar equipment structure connections. Elevations I	Drawing	rev7	Vendor	GEN-2	5/9/2013	Approval	Drawing
6007-PLN-AGE-25-54-4503-R07	STG Auxiliar equipment structure connections. Elevations II	Drawing	rev7	Vendor	GEN-2	5/8/2013	Approval	Drawing
6007-PLN-AGE-25-54-4504-R07	STG Auxiliar equipment structure connections. Elevations III	Drawing	rev7	Vendor	GEN-2	5/8/2013	Approval	Drawing
6007-PLN-AGE-25-54-4505-R07	STG Auxiliar equipment structure connections. BCP & BT connections	Drawing	rev7	Vendor	GEN-2	5/9/2013	Approval	Drawing
6007-PLN-AGE-25-54-4506-R06	STG Auxiliar equipment structure connections. CH & CR connections	Drawing	rev6	Vendor	GEN-2	5/6/2013	Approval	Drawing
6007-PLN-AGE-25-54-8502-R06	STG Auxiliar equipment structure connections. Elevations I	Drawing	rev6	Vendor	GEN-2	5/8/2013	Approval	Drawing
6007-PLN-AGE-25-54-8503-R06	STG Auxiliar equipment structure connections. Elevations II	Drawing	rev6	Vendor	GEN-2	5/8/2013	Approval	Drawing
6007-PLN-AGE-25-54-8504-R06	STG Auxiliar equipment structure connections. Elevations III	Drawing	rev6	Vendor	GEN-2	5/8/2013	Approval	Drawing
6007-PLN-AGE-25-54-8505-R06	STG Auxiliar equipment structure connections. BCP & BT connections	Drawing	rev5	Vendor	GEN-2	5/9/2013	Approval	Drawing
6007-PLN-AGE-25-54-8506-R05	STG Auxiliar equipment structure connections. CH & CR connections	Drawing	rev5	Vendor	GEN-2	5/6/2013	Approval	Drawing
CH_Beams_Calculations_050913	Calculation report	Calculation		Vendor	GEN-2		Approval	Calculation
6007-PLN-AGE-25-54-4000-R08	Cover sheet	Drawing	8	Vendor	GEN-2	3/18/2013	Approval	Drawing
6007-PLN-AGE-25-54-4020-R06	General notes	Drawing	6	Vendor	GEN-2	3/11/2013	Approval	Drawing
6007-PLN-AGE-25-54-4040-R08	STG Auxiliary equipment structure - Plan @EL 2073.09' & @EL 2078.50'	Drawing	8	Vendor	GEN-2	4/9/2013	Approval	Drawing
6007-PLN-AGE-25-54-4041-R07	STG Auxiliary equipment structure - Plan @EL 2086.50' & @EL 2091'	Drawing	7	Vendor	GEN-2	3/11/2013	Approval	Drawing
6007-PLN-AGE-25-54-4042-R07	STG Auxiliary equipment structure - Plan @EL 2098.25'	Drawing	7	Vendor	GEN-2	3/11/2013	Approval	Drawing
6007-PLN-AGE-25-54-4043-R07	STG Auxiliary equipment structure - Plan @EL 2114'	Drawing	7	Vendor	GEN-2	3/11/2013	Approval	Drawing
6007-PLN-AGE-25-54-4044-R07	STG Auxiliary equipment structure - Plan @EL 2123.84' & 2150.17'	Drawing	7	Vendor	GEN-2	3/11/2013	Approval	Drawing
6007-PLN-AGE-25-54-4045-R10	STG Auxiliary equipment structure - Elevations - Sht 1	Drawing	10	Vendor	GEN-2	5/9/2013	Approval	Drawing
6007-PLN-AGE-25-54-4046-R09	STG Auxiliary equipment structure - Elevations - Sht 2	Drawing	9	Vendor	GEN-2	5/9/2013	Approval	Drawing
6007-PLN-AGE-25-54-4047-R10	STG Auxiliary equipment structure - Elevations - Sht 3	Drawing	10	Vendor	GEN-2	5/9/2013	Approval	Drawing
6007-PLN-AGE-25-54-4048-R07	STG Auxiliary equipment structure - Misc Details	Drawing	7	Vendor	GEN-2	4/9/2013	Approval	Drawing
6007-PLN-AGE-25-54-4049-R04	STG Auxiliary equipment structure - Anchor plates datails	Drawing	4	Vendor	GEN-2	3/11/2013	Approval	Drawing
6007-PLN-AGE-25-54-4050-R04	STG Auxiliary equipment structure - Stair schematics	Drawing	4	Vendor	GEN-2	3/11/2013	Approval	Drawing
6007-PLN-AGE-25-54-4051-R01	STG Auxiliary equipment structure - Column Schedule	Drawing	1	Vendor	GEN-2	3/11/2013	Approval	Drawing
6007-CAL-AGE-25-54-4000-R07	Calculation report	Calculation	7	Vendor	GEN-2	5/9/2013	Approval	Calculation
6007-PLN-AGE-25-54-8000-R06	Cover sheet	Drawing	6	Vendor	GEN-2	3/18/2013	Approval	Drawing
6007-PLN-AGE-25-54-8020-R05	General notes	Drawing	5	Vendor	GEN-2	3/11/2013	Approval	Drawing
6007-PLN-AGE-25-54-8040-R06	STG Auxiliary equipment structure - Plan @EL 2081.09' & @EL 2086.50'	Drawing	6	Vendor	GEN-2	4/9/2013	Approval	Drawing
6007-PLN-AGE-25-54-8041-R05	STG Auxiliary equipment structure - Plan @EL 2094.50' & @EL 2099'	Drawing	5	Vendor	GEN-2	3/11/2013	Approval	Drawing

6007-PLN-AGE-25-54-8042-R05	STG Auxiliary equipment structure - Plan @EL 2106.25'	Drawing	5	Vendor	GEN-2	3/11/2013	Approval	Drawing
6007-PLN-AGE-25-54-8043-R05	STG Auxiliary equipment structure - Plan @EL 2122'	Drawing	5	Vendor	GEN-2	3/11/2013	Approval	Drawing
6007-PLN-AGE-25-54-8044-R05	STG Auxiliary equipment structure - Plan @EL 2131.84' & 2158.17'	Drawing	5	Vendor	GEN-2	3/11/2013	Approval	Drawing
6007-PLN-AGE-25-54-8045-R08	STG Auxiliary equipment structure - Elevations - Sht 1	Drawing	8	Vendor	GEN-2	5/9/2013	Approval	Drawing
6007-PLN-AGE-25-54-8046-R08	STG Auxiliary equipment structure - Elevations - Sht 2	Drawing	8	Vendor	GEN-2	5/9/2013	Approval	Drawing
6007-PLN-AGE-25-54-8047-R08	STG Auxiliary equipment structure - Elevations - Sht 3	Drawing	8	Vendor	GEN-2	5/9/2013	Approval	Drawing
6007-PLN-AGE-25-54-8048-R08	STG Auxiliary equipment structure - Misc Details	Drawing	8	Vendor	GEN-2	5/9/2013	Approval	Drawing
6007-PLN-AGE-25-54-8049-R08	STG Auxiliary equipment structure - Anchor plates datails	Drawing	4	Vendor	GEN-2	3/11/2013	Approval	Drawing
6007-PLN-AGE-25-54-8050-R04	STG Auxiliary equipment structure - Stair schematics	Drawing	4	Vendor	GEN-2	3/11/2013	Approval	Drawing
6007-PLN-AGE-25-54-8051-R04	STG Auxiliary equipment structure - Column Schedule	Drawing	1	Vendor	GEN-2	3/11/2013	Approval	Drawing
6007-CAL-AGE-25-54-8000-R07	Calculation report	Calculation	7	Vendor	GEN-2	5/9/2013	Approval	Calculation
6007-PLN-AGE-58-54-3575	Cover sheet	Drawing	0	Vendor	GEN-2	5/14/2013	Approval	Drawing
6007-PLN-AGE-58-54-3576	General notes	Drawing	0	Vendor	GEN-2	5/14/2013	Approval	Drawing
6007-PLN-AGE-58-54-3577	Plan view	Drawing	0	Vendor	GEN-2	5/14/2013	Approval	Drawing
6007-PLN-AGE-58-54-3578	Sections	Drawing	0	Vendor	GEN-2	5/14/2013	Approval	Drawing
6007-CAL-AGE-58-54-3575	Calculation report	Calculation	0	Vendor	GEN-2	5/14/2013	Approval	Calculation
6007-PLN-AGE-58-54-7575	Cover sheet	Drawing	0	Vendor	GEN-2	5/14/2013	Approval	Drawing
6007-PLN-AGE-58-54-7576	General notes	Drawing	0	Vendor	GEN-2	5/14/2013	Approval	Drawing
6007-PLN-AGE-58-54-7577	Plan view	Drawing	0	Vendor	GEN-2	5/14/2013	Approval	Drawing
6007-PLN-AGE-58-54-7578	Sections	Drawing	0	Vendor	GEN-2	5/14/2013	Approval	Drawing
6007-CAL-AGE-58-54-7575	Calculation report	Calculation	0	Vendor	GEN-2	5/14/2013	Approval	Calculation
6007-PLN-AGE-11-50-6200	Cover sheet	Drawing	4	Vendor	GEN-2	5/22/2013	Approval	Drawing
6007-PLN-AGE-11-50-6202	Plan 1	Drawing	5	Vendor	GEN-2	5/22/2013	Approval	Drawing
6007-PLN-AGE-11-50-6203	Plan 2	Drawing	5	Vendor	GEN-2	5/22/2013	Approval	Drawing
6007-PLN-AGE-11-50-6204	Plan 3	Drawing	5	Vendor	GEN-2	5/22/2013	Approval	Drawing
6007-PLN-AGE-11-50-6205	Plan 4	Drawing	5	Vendor	GEN-2	5/22/2013	Approval	Drawing
6007-PLN-AGE-11-50-6206	Plan 5	Drawing	5	Vendor	GEN-2	5/22/2013	Approval	Drawing
6007-PLN-AGE-11-50-6207	Plan 6	Drawing	5	Vendor	GEN-2	5/22/2013	Approval	Drawing
6007-PLN-AGE-11-50-6208	Plan 7	Drawing	5	Vendor	GEN-2	5/22/2013	Approval	Drawing
6007-PLN-AGE-58-54-1100	Cover sheet	Drawing	3	Vendor	GEN-2	5/24/2013	Approval	Drawing
6007-PLN-AGE-58-54-1101	General notes	Drawing	3	Vendor	GEN-2	5/24/2013	Approval	Drawing
6007-PLN-AGE-58-54-1102	Plan and Elevation	Drawing	3	Vendor	GEN-2	5/24/2013	Approval	Drawing
6007-PLN-AGE-58-54-1103	Plan, Elevation, and Details	Drawing	3	Vendor	GEN-2	5/24/2013	Approval	Drawing
6007-CAL-AGE-58-52-2470	Calculation Report	Calculation	3	Vendor	GEN-2	5/23/2013	Approval	Calculation
6007-PLN-AGE-58-54-5100-R2	Cover sheet	Drawing	3	Vendor	GEN-2	5/24/2013	Approval	Drawing
6007-PLN-AGE-58-54-5101-R2	General notes	Drawing	3	Vendor	GEN-2	5/24/2013	Approval	Drawing
6007-PLN-AGE-58-54-5102-R2	Plan and Elevation	Drawing	3	Vendor	GEN-2	5/24/2013	Approval	Drawing
6007-PLN-AGE-58-54-5103-R2	Plan, Elevation, and Details	Drawing	3	Vendor	GEN-2	5/24/2013	Approval	Drawing
6007-CAL-AGE-58-54-5100-R0	Calculation Report	Calculation	1	Vendor	GEN-2	5/24/2013	Approval	Calculation
6007-PLN-AGE-57-54-2280	Calculation report	Drawing	1	Vendor	GEN-2	5/17/2013	Approval	Drawing
6007-PLN-AGE-57-54-2280	Cover sheet. Connections west field	Drawing	0	Vendor	GEN-2	5/12/2013	Approval	Drawing
6007-PLN-AGE-57-54-2281	General notes. Connections west field	Drawing	1	Vendor	GEN-2	5/12/2013	Approval	Drawing
6007-PLN-AGE-57-54-2282	AWT01. Frames	Drawing	1	Vendor	GEN-2	5/12/2013	Approval	Drawing
6007-PLN-AGE-57-54-2283	AWT02. Frames	Drawing	1	Vendor	GEN-2	5/12/2013	Approval	Drawing
6007-PLN-AGE-57-54-2284	Connection details west field	Drawing	0	Vendor	GEN-2	5/12/2013	Approval	Drawing
6007-PLN-AGE-57-54-2285	Connection details west field	Drawing	1	Vendor	GEN-2	5/12/2013	Approval	Drawing
6007-PLN-AGE-57-54-4970	Calculation report	Drawing	1	Vendor	GEN-2	5/12/2013	Approval	Drawing
6007-PLN-AGE-57-54-4970	Cover sheet. Connection PSV areas	Drawing	0	Vendor	GEN-2	5/12/2013	Approval	Drawing
6007-PLN-AGE-57-54-4971	General notes. Connection PSV areas	Drawing	1	Vendor	GEN-2	5/12/2013	Approval	Drawing
6007-PLN-AGE-57-54-4972	PSV areas frames	Drawing	1	Vendor	GEN-2	5/12/2013	Approval	Drawing
6007-PLN-AGE-57-54-4973	Connection details PSV areas	Drawing	0	Vendor	GEN-2	5/12/2013	Approval	Drawing
6007-PLN-AGE-57-54-4974	Connection details PSV areas	Drawing	1	Vendor	GEN-2	5/12/2013	Approval	Drawing
6007-PLN-AGE-58-54-3620	Calculation report	Drawing	1	Vendor	GEN-2	5/12/2013	Approval	Drawing
6007-PLN-AGE-58-54-3620	Connection details central plant	Drawing	0	Vendor	GEN-2	5/12/2013	Approval	Drawing
6007-PLN-AGE-58-54-3621	Connection details central plant	Drawing	1	Vendor	GEN-2	5/12/2013	Approval	Drawing
6007-PLN-AGE-58-54-3622	Central plant. Frames	Drawing	1	Vendor	GEN-2	5/12/2013	Approval	Drawing
6007-PLN-AGE-58-54-3623	Central plant. Connection details	Drawing	0	Vendor	GEN-2	5/12/2013	Approval	Drawing
6007-PLN-AGE-58-54-3624	Central plant. Connection details	Drawing	1	Vendor	GEN-2	5/12/2013	Approval	Drawing
6007-PLN-AGE-57-54-2250	Calculation report	Drawing		Vendor	GEN-2	5/12/2013	Approval	Drawing
6007-PLN-AGE-57-54-2250	Cover sheet. Connection north east field	Drawing	0	Vendor	GEN-2	5/12/2013	Approval	Drawing
6007-PLN-AGE-57-54-2251	General notes. Connection north east field	Drawing	1	Vendor	GEN-2	5/12/2013	Approval	Drawing
6007-PLN-AGE-57-54-2252	Frames north east field	Drawing	1	Vendor	GEN-2	5/12/2013	Approval	Drawing
6007-PLN-AGE-57-54-2253	Connections details north east field	Drawing	0	Vendor	GEN-2	5/12/2013	Approval	Drawing
6007-PLN-AGE-57-54-2254	Connections details north east field	Drawing	1	Vendor	GEN-2	5/12/2013	Approval	Drawing
6007-PLN-AGE-57-54-2260	Calculation report	Drawing	1	Vendor	GEN-2	5/12/2013	Approval	Drawing
6007-PLN-AGE-57-54-2260	Cover sheet. Connections east field	Drawing	0	Vendor	GEN-2	5/12/2013	Approval	Drawing
6007-PLN-AGE-57-54-2261	General notes. Connections east field	Drawing	1	Vendor	GEN-2	5/12/2013	Approval	Drawing
6007-PLN-AGE-57-54-2262	AET01. Frames	Drawing	1	Vendor	GEN-2	5/12/2013	Approval	Drawing
6007-PLN-AGE-57-54-2263	AET02. Frames	Drawing	1	Vendor	GEN-2	5/12/2013	Approval	Drawing
6007-PLN-AGE-57-54-2264	Connection details east field	Drawing	0	Vendor	GEN-2	5/12/2013	Approval	Drawing
6007-PLN-AGE-57-54-2265	Connection details east field	Drawing	1	Vendor	GEN-2	5/12/2013	Approval	Drawing
6007-PLN-AGE-57-54-2270	Calculation report	Drawing	1	Vendor	GEN-2	5/12/2013	Approval	Drawing
6007-PLN-AGE-57-54-2270	Cover sheet. Connections north-west field	Drawing	0	Vendor	GEN-2	5/12/2013	Approval	Drawing
6007-PLN-AGE-57-54-2271	General notes. Connections north-west field	Drawing	1	Vendor	GEN-2	5/12/2013	Approval	Drawing
6007-PLN-AGE-57-54-2272	ANWT01. Frames	Drawing	1	Vendor	GEN-2	5/12/2013	Approval	Drawing
6007-PLN-AGE-57-54-2273	ANWT02. Frames	Drawing	1	Vendor	GEN-2	5/12/2013	Approval	Drawing
6007-PLN-AGE-57-54-2274	ANWT03. Frames	Drawing	1	Vendor	GEN-2	5/12/2013	Approval	Drawing
6007-PLN-AGE-57-54-2275	Connection details north west field	Drawing	0	Vendor	GEN-2	5/12/2013	Approval	Drawing
6007-PLN-AGE-57-54-2276	Connection details north west field	Drawing	1	Vendor	GEN-2	5/12/2013	Approval	Drawing
6007-CAL-AGE-57-54-6300	Calculation report	Calculation	0	Vendor	GEN-2	5/12/2013	Approval	Calculation
6007-PLN-AGE-57-54-6300	Cover sheet. Connection far west field	Drawing	1	Vendor	GEN-2	5/12/2013	Approval	Drawing
6007-PLN-AGE-57-54-6301	General notes. Connection far west field	Drawing	1	Vendor	GEN-2	5/12/2013	Approval	Drawing
6007-PLN-AGE-57-54-6302	BFWT01. Frames	Drawing	1	Vendor	GEN-2	5/12/2013	Approval	Drawing
6007-PLN-AGE-57-54-6303	BFWT02. Frames	Drawing	1	Vendor	GEN-2	5/12/2013	Approval	Drawing
6007-PLN-AGE-57-54-6304	Connection details far west field	Drawing	0	Vendor	GEN-2	5/12/2013	Approval	Drawing
6007-PLN-AGE-57-54-6305	Connection details far west field	Drawing	1	Vendor	GEN-2	5/12/2013	Approval	Drawing
6007-CAL-AGE-57-54-7970	Calculation report	Calculation	1	Vendor	GEN-2	5/12/2013	Approval	Calculation
6007-PLN-AGE-57-54-7970	Cover sheet. Connection PSV areas east	Drawing	0	Vendor	GEN-2	5/12/2013	Approval	Drawing
6007-PLN-AGE-57-54-7971	General notes. Connection PSV areas east	Drawing	1	Vendor	GEN-2	5/12/2013	Approval	Drawing
6007-PLN-AGE-57-54-7972	PSV areas east frames	Drawing	1	Vendor	GEN-2	5/12/2013	Approval	Drawing
6007-PLN-AGE-57-54-7973	Connection details PSV areas east	Drawing	2	Vendor	GEN-2	5/12/2013	Approval	Drawing
6007-CAL-AGE-57-54-7980	Calculation report	Calculation	1	Vendor	GEN-2	5/12/2013	Approval	Calculation
6007-PLN-AGE-57-54-7980	Cover sheet. Connection PSV areas west	Drawing	0	Vendor	GEN-2	5/12/2013	Approval	Drawing
6007-PLN-AGE-57-54-7981	General notes. Connection PSV areas west	Drawing	1	Vendor	GEN-2	5/12/2013	Approval	Drawing
6007-PLN-AGE-57-54-7982	PSV areas west frames	Drawing	1	Vendor	GEN-2	5/12/2013	Approval	Drawing
6007-PLN-AGE-57-54-7983	Connection details PSV areas west	Drawing	0	Vendor	GEN-2	5/12/2013	Approval	Drawing
6007-PLN-AGE-57-54-7984	Connection details PSV areas west	Drawing	1	Vendor	GEN-2	5/12/2013	Approval	Drawing
6007-CAL-AGE-57-54-9900	Calculation report	Calculation	1	Vendor	GEN-2	5/12/2013	Approval	Calculation
6007-PLN-AGE-57-54-9900	General notes. Connection north field	Drawing	0	Vendor	GEN-2	5/12/2013	Approval	Drawing
6007-PLN-AGE-57-54-9901	Cover sheet. Connection north field	Drawing	1	Vendor	GEN-2	5/12/2013	Approval	Drawing
6007-PLN-AGE-57-54-9902	BNT01 Frames	Drawing	1	Vendor	GEN-2	5/12/2013	Approval	Drawing
6007-PLN-AGE-57-54-9903	BNT02 Frames	Drawing	1	Vendor	GEN-2	5/12/2013	Approval	Drawing
6007-PLN-AGE-57-54-9904	Connection details	Drawing	0	Vendor	GEN-2	5/12/2013	Approval	Drawing

6007-PLN-AGE-57-54-9905	Connection details	Drawing	1	Vendor	GEN-2	5/12/2013	Approval	Drawing
6007-CAL-AGE-57-54-9926	Calculation report	Calculation	0	Vendor	GEN-2	5/12/2013	Approval	Calculation
6007-PLN-AGE-57-54-9926	Cover sheet. Connection south field	Drawing	0	Vendor	GEN-2	5/12/2013	Approval	Drawing
6007-PLN-AGE-57-54-9927	General notes. Connection south field	Drawing	1	Vendor	GEN-2	5/12/2013	Approval	Drawing
6007-PLN-AGE-57-54-9928	BST01. Frames	Drawing	1	Vendor	GEN-2	5/12/2013	Approval	Drawing
6007-PLN-AGE-57-54-9929	BST02. Frames	Drawing	1	Vendor	GEN-2	5/12/2013	Approval	Drawing
6007-PLN-AGE-57-54-9930	BST03. Frames	Drawing	1	Vendor	GEN-2	5/12/2013	Approval	Drawing
6007-PLN-AGE-57-54-9931	Connection details south field	Drawing	0	Vendor	GEN-2	5/12/2013	Approval	Drawing
6007-PLN-AGE-57-54-9932	Connection details south field	Drawing	1	Vendor	GEN-2	5/12/2013	Approval	Drawing
6007-CAL-AGE-58-54-6420	Calculation report	Calculation		Vendor	GEN-2	5/12/2013	Approval	Calculation
6007-PLN-AGE-58-54-6420	Cover sheet. Connection south side HTF	Drawing	0	Vendor	GEN-2	5/12/2013	Approval	Drawing
6007-PLN-AGE-58-54-6421	General notes. Connection south side HTF	Drawing	1	Vendor	GEN-2	5/12/2013	Approval	Drawing
6007-PLN-AGE-58-54-6422	South side HTF frames	Drawing	1	Vendor	GEN-2	5/12/2013	Approval	Drawing
6007-PLN-AGE-58-54-6423	South side HTF connection details	Drawing	1	Vendor	GEN-2	5/12/2013	Approval	Drawing
6007-PLN-CAL-58-54-6430	Calculation report	Calculation	0	Vendor	GEN-2	5/12/2013	Approval	Calculation
6007-PLN-AGE-58-54-6430	Cover sheet. Connection north side	Drawing	0	Vendor	GEN-2	5/12/2013	Approval	Drawing
6007-PLN-AGE-58-54-6431	General notes. Connection north side	Drawing	1	Vendor	GEN-2	5/12/2013	Approval	Drawing
6007-PLN-AGE-58-54-6432	Frames north side	Drawing	1	Vendor	GEN-2	5/12/2013	Approval	Drawing
6007-PLN-AGE-58-54-6433	BCPS01 Frames north side	Drawing	1	Vendor	GEN-2	5/12/2013	Approval	Drawing
6007-PLN-AGE-58-54-6434	Connection details north side	Drawing	0	Vendor	GEN-2	5/12/2013	Approval	Drawing
6007-PLN-AGE-58-54-6435	Connection details north side	Drawing	1	Vendor	GEN-2	5/12/2013	Approval	Drawing
6007-CAL-AGE-57-54-6260	Calculation report	Calculation	1	Vendor	GEN-2	5/12/2013	Approval	Calculation
6007-PLN-AGE-57-54-6260	General notes. Connection west field	Drawing	0	Vendor	GEN-2	5/12/2013	Approval	Drawing
6007-PLN-AGE-57-54-6261	Cover sheet. Connection west field	Drawing	1	Vendor	GEN-2	5/12/2013	Approval	Drawing
6007-PLN-AGE-57-54-6262	BWT01 Frames	Drawing	1	Vendor	GEN-2	5/12/2013	Approval	Drawing
6007-PLN-AGE-57-54-6263	BWT01 Connection details	Drawing	0	Vendor	GEN-2	5/12/2013	Approval	Drawing
6007-PLN-AGE-57-54-6264	BWT01 Connection details	Drawing	1	Vendor	GEN-2	5/12/2013	Approval	Drawing
6007-CAL-AGE-57-54-2200	Calc report. Structural Steel Frames. North-East field	Calculation	5	Vendor	GEN-2	4/7/2013	Approval	Calculation
6007-PLN-AGE-57-54-2200	Cover sheet. Structural Steel Frames. North-East field	Drawing	3	Vendor	GEN-2	4-29-201	Approval	Drawing
6007-PLN-AGE-57-54-2201	General notes. Structural Steel Frames. North-East field	Drawing	4	Vendor	GEN-2	5/4/2013	Approval	Drawing
6007-PLN-AGE-57-54-2202	Frames and details I. Structural Steel Frames. North-East field	Drawing	5	Vendor	GEN-2	4/7/2013	Approval	Drawing
6007-CAL-AGE-57-54-2210	Calc report. Structural Steel Frames. East field	Calculation	5	Vendor	GEN-2	4-29-201	Approval	Calculation
6007-PLN-AGE-57-54-2210	Cover sheet. Structural Steel Frames. East field	Drawing	3	Vendor	GEN-2	5/4/2013	Approval	Drawing
6007-PLN-AGE-57-54-2211	General notes. Structural Steel Frames. East field	Drawing	6	Vendor	GEN-2	4/7/2013	Approval	Drawing
6007-PLN-AGE-57-54-2212	Frames and details I. Structural Steel Frames. East field	Drawing	6	Vendor	GEN-2	4-29-201	Approval	Drawing
6007-PLN-AGE-57-54-2213	Frames and details II. Structural Steel Frames. East field	Drawing	6	Vendor	GEN-2	5/4/2013	Approval	Drawing
6007-CAL-AGE-57-54-2220	Calc report. Structural Steel Frames. North-West field	Calculation	5	Vendor	GEN-2	4/7/2013	Approval	Calculation
6007-PLN-AGE-57-54-2220	Cover sheet. Structural Steel Frames. North-West field	Drawing	5	Vendor	GEN-2	4-29-201	Approval	Drawing
6007-PLN-AGE-57-54-2221	General notes. Structural Steel Frames. North-West field	Drawing	6	Vendor	GEN-2	5/4/2013	Approval	Drawing
6007-PLN-AGE-57-54-2222	Frames and details I. Structural Steel Frames. North-West field	Drawing	6	Vendor	GEN-2	4/7/2013	Approval	Drawing
6007-PLN-AGE-57-54-2223	Frames and details II. Structural Steel Frames. North-West field	Drawing	6	Vendor	GEN-2	4-29-201	Approval	Drawing
6007-PLN-AGE-57-54-2224	Frames and details III. Structural Steel Frames. North-West field	Drawing	6	Vendor	GEN-2	5/4/2013	Approval	Drawing
6007-CAL-AGE-57-54-2230	Calc report. Structural Steel Frames. West field	Calculation	5	Vendor	GEN-2	5/4/2013	Approval	Calculation
6007-PLN-AGE-57-54-2230	Cover sheet. Structural Steel Frames. West field	Drawing	2	Vendor	GEN-2	3/27/2013	Approval	Drawing
6007-PLN-AGE-57-54-2231	General notes. Structural Steel Frames. West field	Drawing	5	Vendor	GEN-2	3/27/2013	Approval	Drawing
6007-PLN-AGE-57-54-2232	Frames and details I. Structural Steel Frames. West field	Drawing	5	Vendor	GEN-2	3/27/2013	Approval	Drawing
6007-PLN-AGE-57-54-2233	Frames and details II. Structural Steel Frames. West field	Drawing	5	Vendor	GEN-2	3/27/2013	Approval	Drawing
6007-CAL-AGE-57-54-4950	Calc report. Structural Steel Frames. PSV East field	Calculation	3	Vendor	GEN-2	3/27/2013	Approval	Calculation
6007-PLN-AGE-57-54-4950	Cover sheet. Structural Steel Frames. PSV East field	Drawing	2	Vendor	GEN-2	3/27/2013	Approval	Drawing
6007-PLN-AGE-57-54-4951	General notes. Structural Steel Frames. PSV East field	Drawing	3	Vendor	GEN-2	3/27/2013	Approval	Drawing
6007-PLN-AGE-57-54-4952	Frames and details I. Structural Steel Frames. PSV East field	Drawing	3	Vendor	GEN-2	3/27/2013	Approval	Drawing
6007-CAL-AGE-58-54-3600	Calc report. Structural Steel Frames. North Central Plant	Calculation	3	Vendor	GEN-2	3/27/2013	Approval	Calculation
6007-PLN-AGE-58-54-3600	Cover sheet. Structural Steel Frames. North Central Plant	Drawing	3	Vendor	GEN-2	3/27/2013	Approval	Drawing
6007-PLN-AGE-58-54-3601	General notes. Structural Steel Frames. North Central Plant	Drawing	3	Vendor	GEN-2	3/27/2013	Approval	Drawing
6007-PLN-AGE-58-54-3602	Frames and details I. Structural Steel Frames. North Central Plant	Drawing	3	Vendor	GEN-2	3/27/2013	Approval	Drawing
6007-CAL-AGE-57-54-6220	Calc report. Structural Steel Frames. North field	Calculation	3	Vendor	GEN-2	3/27/2013	Approval	Calculation
6007-PLN-AGE-57-54-6260	Cover sheet. Structural Steel Frames. North field	Drawing	1	Vendor	GEN-2	3/27/2013	Approval	Drawing
6007-PLN-AGE-57-54-6261	General notes. Structural Steel Frames. North field	Drawing	3	Vendor	GEN-2	3/27/2013	Approval	Drawing
6007-PLN-AGE-57-54-6262	Frames and details I. Structural Steel Frames. North field	Drawing	2	Vendor	GEN-2	3/27/2013	Approval	Drawing
6007-PLN-AGE-57-54-6263	Frames and details II. Structural Steel Frames. North field	Drawing	1	Vendor	GEN-2	3/27/2013	Approval	Drawing
6007-PLN-AGE-57-54-6264	Frames and details III. Structural Steel Frames. North field	Drawing	2	Vendor	GEN-2	3/27/2013	Approval	Drawing
6007-CAL-AGE-57-54-6200	Calc report. Structural Steel Frames. South field	Calculation	3	Vendor	GEN-2	3/27/2013	Approval	Calculation
6007-PLN-AGE-57-54-6200	Cover sheet. Structural Steel Frames. South field	Drawing	1	Vendor	GEN-2	3/27/2013	Approval	Drawing
6007-PLN-AGE-57-54-6201	General notes. Structural Steel Frames. South field	Drawing	3	Vendor	GEN-2	3/27/2013	Approval	Drawing
6007-PLN-AGE-57-54-6202	Frames and details I. Structural Steel Frames. South field	Drawing	2	Vendor	GEN-2	3/27/2013	Approval	Drawing
6007-PLN-AGE-57-54-6203	Frames and details II. Structural Steel Frames. South field	Drawing	1	Vendor	GEN-2	3/27/2013	Approval	Drawing
6007-PLN-AGE-57-54-6204	Frames and details III. Structural Steel Frames. South field	Drawing	2	Vendor	GEN-2	3/27/2013	Approval	Drawing
6007-PLN-AGE-57-54-6205	Frames and details IV. Structural Steel Frames. South field	Drawing	2	Vendor	GEN-2	3/27/2013	Approval	Drawing
6007-CAL-AGE-57-54-6210	Calc report. Structural Steel Frames. West field	Calculation	4	Vendor	GEN-2	3/27/2013	Approval	Calculation
6007-PLN-AGE-57-54-6240	Cover sheet. Structural Steel Frames. West field	Drawing	2	Vendor	GEN-2	3/27/2013	Approval	Drawing
6007-PLN-AGE-57-54-6241	General notes. Structural Steel Frames. West field	Drawing	3	Vendor	GEN-2	3/27/2013	Approval	Drawing
6007-PLN-AGE-57-54-6242	Frames and details I. Structural Steel Frames. West field	Drawing	4	Vendor	GEN-2	3/27/2013	Approval	Drawing
6007-CAL-AGE-57-54-6230	Calc report. Structural Steel Frames. Far West field	Calculation	4	Vendor	GEN-2	3/27/2013	Approval	Calculation
6007-PLN-AGE-57-54-6280	Cover sheet. Structural Steel Frames. Far West field	Drawing	1	Vendor	GEN-2	3/27/2013	Approval	Drawing
6007-PLN-AGE-57-54-6281	General notes. Structural Steel Frames. Far West field	Drawing	3	Vendor	GEN-2	3/27/2013	Approval	Drawing
6007-PLN-AGE-57-54-6282	Frames and details I. Structural Steel Frames. Far West field	Drawing	4	Vendor	GEN-2	3/27/2013	Approval	Drawing
6007-PLN-AGE-57-54-6283	Frames and details II. Structural Steel Frames. Far West field	Drawing	4	Vendor	GEN-2	3/27/2013	Approval	Drawing
6007-CAL-AGE-57-54-7950	Calc report. Structural Steel Frames. PSV East field	Calculation	3	Vendor	GEN-2	3/27/2013	Approval	Calculation
6007-PLN-AGE-57-54-7950	Cover sheet. Structural Steel Frames. PSV East field	Drawing	1	Vendor	GEN-2	3/27/2013	Approval	Drawing
6007-PLN-AGE-57-54-7951	General notes. Structural Steel Frames. PSV East field	Drawing	2	Vendor	GEN-2	3/27/2013	Approval	Drawing
6007-PLN-AGE-57-54-7952	Frames and details I. Structural Steel Frames. PSV East field	Drawing	2	Vendor	GEN-2	3/27/2013	Approval	Drawing
6007-CAL-AGE-57-54-7960	Calc report. Structural Steel Frames. PSV West field	Calculation	4	Vendor	GEN-2	3/27/2013	Approval	Calculation
6007-PLN-AGE-57-54-7960	Cover sheet. Structural Steel Frames. PSV West field	Drawing	2	Vendor	GEN-2	3/27/2013	Approval	Drawing
6007-PLN-AGE-57-54-7961	General notes. Structural Steel Frames. PSV West field	Drawing	3	Vendor	GEN-2	3/27/2013	Approval	Drawing
6007-PLN-AGE-57-54-7962	Frames and details I. Structural Steel Frames. PSV West field	Drawing	3	Vendor	GEN-2	3/27/2013	Approval	Drawing
6007-CAL-AGE-58-54-6405	Calc report. Structural Steel Frames. South Central Plant	Calculation	2	Vendor	GEN-2	3/27/2013	Approval	Calculation
6007-PLN-AGE-58-54-6400	Cover sheet. Structural Steel Frames. South Central Plant	Drawing	2	Vendor	GEN-2	3/27/2013	Approval	Drawing
6007-PLN-AGE-58-54-6401	General notes. Structural Steel Frames. South Central Plant	Drawing	3	Vendor	GEN-2	3/27/2013	Approval	Drawing
6007-PLN-AGE-58-54-6402	Frames and details I. Structural Steel Frames. South Central Plant	Drawing	3	Vendor	GEN-2	3/27/2013	Approval	Drawing
6007-CAL-AGE-58-54-6410	Calc report. Structural Steel Frames. North Central Plant	Calculation	2	Vendor	GEN-2	3/27/2013	Approval	Calculation
6007-PLN-AGE-58-54-6410	Cover sheet. Structural Steel Frames. North Central Plant	Drawing	4	Vendor	GEN-2	3/27/2013	Approval	Drawing
6007-PLN-AGE-58-54-6411	General notes. Structural Steel Frames. North Central Plant	Drawing	3	Vendor	GEN-2	3/27/2013	Approval	Drawing
6007-PLN-AGE-58-54-6412	Frames and details I. Structural Steel Frames. North Central Plant	Drawing	5	Vendor	GEN-2	3/27/2013	Approval	Drawing
6007-PLN-AGE-58-54-6413	Frames and details II. Structural Steel Frames. North Central Plant	Drawing	5	Vendor	GEN-2	3/27/2013	Approval	Drawing
6007-CAL-AGE-74-54-2000	Calculation Report for Alpha Plant Overflow-Ullage Steel Platform	Calculation	4	Vendor	GEN-2	5/13/2013	Approval	Calculation
6007-CAL-AGE-74-54-6000	Calculation Report for Beta Plant Overflow-Ullage Steel Platform	Calculation	3	Vendor	GEN-2	5/13/2013	Approval	Calculation
6007-PLN-AGE-74-54-2000	Overflow-Ullage Steel Platform Cover Sheet Alpha Plant	Drawing	3	Vendor	GEN-2	4/17/2013	Approval	Drawing
6007-PLN-AGE-74-54-2001	Overflow-Ullage Steel Platform General Notes Alpha Plant	Drawing	4	Vendor	GEN-2	4/26/2013	Approval	Drawing
6007-PLN-AGE-74-54-2002	Overflow-Ullage Steel Platform G.A. & Base Plates Alpha Plant	Drawing	6	Vendor	GEN-2	5/13/2013	Approval	Drawing
6007-PLN-AGE-74-54-2003	Overflow-Ullage Steel Platform G.A. Plan Alpha Plant	Drawing	5	Vendor	GEN-2	4/30/2013	Approval	Drawing
6007-PLN-AGE-74-54-2004	Overflow-Ullage Steel Platform G.A. Plan Alpha Plant	Drawing	6	Vendor	GEN-2	4/30/2013	Approval	Drawing
6007-PLN-AGE-74-54-2005	Overflow-Ullage Steel Platform G.A. Plan Alpha Plant	Drawing	6	Vendor	GEN-2	5/13/2013	Approval	Drawing
6007-PLN-AGE-74-54-2006	Overflow-Ullage Steel Platform G.A. Elevation at Grid A Alpha Plant	Drawing	5	Vendor	GEN-2	5/13/2013	Approval	Drawing

6007-PLN-AGE-74-54-2007	Overflow-Ullage Steel Platform G.A. Elevation at Grid B Alpha Plant	Drawing	5	Vendor	GEN-2	5/13/2013	Approval	Drawing
6007-PLN-AGE-74-54-2008	Overflow-Ullage Steel Platform G.A. Elevation at Grid C Alpha Plant	Drawing	5	Vendor	GEN-2	5/13/2013	Approval	Drawing
6007-PLN-AGE-74-54-2009	Overflow-Ullage Steel Platform G.A. Elevation at Grid 1 & 2 Alpha Plant	Drawing	5	Vendor	GEN-2	5/13/2013	Approval	Drawing
6007-PLN-AGE-74-54-2010	Overflow-Ullage Steel Platform G.A. Elevation at Grid 3 & 4 Alpha Plant	Drawing	5	Vendor	GEN-2	5/13/2013	Approval	Drawing
6007-PLN-AGE-74-54-2011	Overflow-Ullage Steel Platform G.A. Elevation at Grid 5 & 6 Alpha Plant	Drawing	5	Vendor	GEN-2	5/13/2013	Approval	Drawing
6007-PLN-AGE-74-54-2012	Overflow-Ullage Steel Platform Stair Details Alpha Plant	Drawing	5	Vendor	GEN-2	4/30/2013	Approval	Drawing
6007-PLN-AGE-74-54-2013	Overflow-Ullage Steel Platform Section & Details Alpha Plant	Drawing	5	Vendor	GEN-2	4/30/2013	Approval	Drawing
6007-PLN-AGE-74-54-6000	Overflow-Ullage Steel Platform Cover Sheet Beta Plant	Drawing	3	Vendor	GEN-2	4/30/2013	Approval	Drawing
6007-PLN-AGE-74-54-6001	Overflow-Ullage Steel Platform General Notes Beta Plant	Drawing	3	Vendor	GEN-2	4/26/2013	Approval	Drawing
6007-PLN-AGE-74-54-6002	Overflow-Ullage Steel Platform G.A. & Base Plates Beta Plant	Drawing	5	Vendor	GEN-2	5/13/2013	Approval	Drawing
6007-PLN-AGE-74-54-6003	Overflow-Ullage Steel Platform G.A. Plan Beta Plant	Drawing	4	Vendor	GEN-2	4/30/2013	Approval	Drawing
6007-PLN-AGE-74-54-6004	Overflow-Ullage Steel Platform G.A. Plan Beta Plant	Drawing	5	Vendor	GEN-2	5/13/2013	Approval	Drawing
6007-PLN-AGE-74-54-6005	Overflow-Ullage Steel Platform G.A. Plan Beta Plant	Drawing	5	Vendor	GEN-2	5/13/2013	Approval	Drawing
6007-PLN-AGE-74-54-6006	Overflow-Ullage Steel Platform G.A. Elevation at Grid A Beta Plant	Drawing	4	Vendor	GEN-2	5/13/2013	Approval	Drawing
6007-PLN-AGE-74-54-6007	Overflow-Ullage Steel Platform G.A. Elevation at Grid B Beta Plant	Drawing	4	Vendor	GEN-2	5/13/2013	Approval	Drawing
6007-PLN-AGE-74-54-6008	Overflow-Ullage Steel Platform G.A. Elevation at Grid C Beta Plant	Drawing	4	Vendor	GEN-2	5/13/2013	Approval	Drawing
6007-PLN-AGE-74-54-6009	Overflow-Ullage Steel Platform G.A. Elevation at Grid 1 & 2 Beta Plant	Drawing	4	Vendor	GEN-2	5/13/2013	Approval	Drawing
6007-PLN-AGE-74-54-6010	Overflow-Ullage Steel Platform G.A. Elevation at Grid 3 & 4 Beta Plant	Drawing	4	Vendor	GEN-2	5/13/2013	Approval	Drawing
6007-PLN-AGE-74-54-6011	Overflow-Ullage Steel Platform G.A. Elevation at Grid 5 & 6 Beta Plant	Drawing	4	Vendor	GEN-2	5/13/2013	Approval	Drawing
6007-PLN-AGE-74-54-6012	Overflow-Ullage Steel Platform Stair Details Beta Plant	Drawing	4	Vendor	GEN-2	4/30/2013	Approval	Drawing
6007-PLN-AGE-74-54-6013	Overflow-Ullage Steel Platform Section & Details Beta Plant	Drawing	4	Vendor	GEN-2	4/30/2013	Approval	Drawing
6007-PLN-AGE-58-54-1110	Cover sheet	Drawing	0	Vendor	GEN-2	5/29/2013	Approval	Drawing
6007-PLN-AGE-58-54-1111	General notes	Drawing	0	Vendor	GEN-2	5/29/2013	Approval	Drawing
6007-PLN-AGE-58-54-1112	Plan, elevation, and details	Drawing	0	Vendor	GEN-2	5/29/2013	Approval	Drawing
6007-PLN-AGE-58-54-1113	Connections 1	Drawing	0	Vendor	GEN-2	5/29/2013	Approval	Drawing
6007-PLN-AGE-58-54-1114	Connections 2	Drawing	0	Vendor	GEN-2	5/29/2013	Approval	Drawing
6007-PLN-AGE-58-54-1115	Connections 3	Drawing	0	Vendor	GEN-2	5/29/2013	Approval	Drawing
6007-PLN-AGE-58-54-1116	Connections 4	Drawing	0	Vendor	GEN-2	5/29/2013	Approval	Drawing
6007-CAL-AGE-58-54-1110	Calculation Report	Calculation	0	Vendor	GEN-2	5/29/2013	Approval	Calculation
6007-PLN-FWE-21-52-0102	Overflow-Ullage Steel Platform G.A. Elevation at Grid 3 & 4 Alpha Plant	Drawing	3	Vendor	GEN-2	3/4/2013	Approval	Drawing
6007-PLN-FWE-21-54-0401	Overflow-Ullage Steel Platform G.A. Elevation at Grid 5 & 6 Alpha Plant	Drawing	1	Vendor	GEN-2	3/4/2013	Approval	Drawing
6007-PLN-FWE-21-54-0402	Overflow-Ullage Steel Platform Stair Details Alpha Plant	Drawing	1	Vendor	GEN-2	3/4/2013	Approval	Drawing
6007-PLN-FWE-21-54-0403	Overflow-Ullage Steel Platform Section & Details Alpha Plant	Drawing	1	Vendor	GEN-2	3/4/2013	Approval	Drawing
6007-PLN-FWE-21-52-0002	Overflow-Ullage Steel Platform Cover Sheet Beta Plant	Drawing	3	Vendor	GEN-2	3/4/2013	Approval	Drawing
6007-PLN-FWE-21-52-0003	Overflow-Ullage Steel Platform General Notes Beta Plant	Drawing	2	Vendor	GEN-2	3/4/2013	Approval	Drawing
6007-PLN-FWE-21-52-0004	Overflow-Ullage Steel Platform G.A. & Base Plates Beta Plant	Drawing	2	Vendor	GEN-2	3/4/2013	Approval	Drawing
6007-PLN-FWE-21-52-0201	Overflow-Ullage Steel Platform G.A. Plan Beta Plant	Drawing	4	Vendor	GEN-2	3/4/2013	Approval	Drawing
6007-PLN-FWE-21-52-0202	Overflow-Ullage Steel Platform G.A. Plan Beta Plant	Drawing	4	Vendor	GEN-2	3/4/2013	Approval	Drawing
6007-PLN-FWE-21-54-0301	Overflow-Ullage Steel Platform G.A. Plan Beta Plant	Drawing	2	Vendor	GEN-2	3/4/2013	Approval	Drawing
6007-PLN-FWE-21-54-0301	Overflow-Ullage Steel Platform G.A. Elevation at Grid A Beta Plant	Drawing	4	Vendor	GEN-2	3/4/2013	Approval	Drawing
6007-PLN-FWE-21-54-0302	Overflow-Ullage Steel Platform G.A. Elevation at Grid B Beta Plant	Drawing	2	Vendor	GEN-2	3/4/2013	Approval	Drawing
6007-PLN-FWE-21-54-0303	Overflow-Ullage Steel Platform G.A. Elevation at Grid C Beta Plant	Drawing	2	Vendor	GEN-2	3/4/2013	Approval	Drawing
6007-PLN-FWE-21-54-0304	Overflow-Ullage Steel Platform G.A. Elevation at Grid 1 & 2 Beta Plant	Drawing	2	Vendor	GEN-2	3/4/2013	Approval	Drawing
6007-PLN-FWE-21-54-0305	Overflow-Ullage Steel Platform G.A. Elevation at Grid 3 & 4 Beta Plant	Drawing	4	Vendor	GEN-2	3/4/2013	Approval	Drawing
6007-PLN-FWE-21-54-0306	Overflow-Ullage Steel Platform G.A. Elevation at Grid 5 & 6 Beta Plant	Drawing	4	Vendor	GEN-2	3/4/2013	Approval	Drawing
6007-PLN-FWE-21-54-0307	Overflow-Ullage Steel Platform Stair Details Beta Plant	Drawing	3	Vendor	GEN-2	3/4/2013	Approval	Drawing
6007-PLN-FWE-21-54-0311	Overflow-Ullage Steel Platform Section & Details Beta Plant	Drawing	2	Vendor	GEN-2	3/4/2013	Approval	Drawing
6007-PLN-FWE-21-54-0312	Cover sheet	Drawing	2	Vendor	GEN-2	3/4/2013	Approval	Drawing
6007-PLN-FWE-21-54-0321	General notes	Drawing	2	Vendor	GEN-2	3/4/2013	Approval	Drawing
6007-PLN-FWE-21-54-0351	Plan, elevation, and details	Drawing	2	Vendor	GEN-2	3/4/2013	Approval	Drawing
6007-PLN-FWE-21-54-0352	Connections 1	Drawing	2	Vendor	GEN-2	3/4/2013	Approval	Drawing
6007-CAL-FWE-21-52-0020	Connections 2	Calculation	1	Vendor	GEN-2	na	Approval	Calculation
6007-CAL-FWE-21-52-0021	Connections 3	Calculation	0	Vendor	GEN-2	na	Approval	Calculation
6007-PLN-AGE-57-54-2280	Calculation report	Drawing	1	Vendor	GEN-2	6/3/2013	Approval	Drawing
6007-PLN-AGE-57-54-2280	Cover sheet. Connections west field	Drawing	0	Vendor	GEN-2	6/3/2013	Approval	Drawing
6007-PLN-AGE-57-54-2281	General notes. Connections west field	Drawing	1	Vendor	GEN-2	6/3/2013	Approval	Drawing
6007-PLN-AGE-57-54-2282	AWT01. Frames	Drawing	1	Vendor	GEN-2	6/3/2013	Approval	Drawing
6007-PLN-AGE-57-54-2283	AWT02. Frames	Drawing	1	Vendor	GEN-2	6/3/2013	Approval	Drawing
6007-PLN-AGE-57-54-2284	Connection details west field	Drawing	0	Vendor	GEN-2	6/3/2013	Approval	Drawing
6007-PLN-AGE-57-54-2285	Connection details west field	Drawing	1	Vendor	GEN-2	6/3/2013	Approval	Drawing
6007-PLN-AGE-57-54-4970	Calculation report	Drawing	1	Vendor	GEN-2	6/3/2013	Approval	Drawing
6007-PLN-AGE-57-54-4970	Cover sheet. Connection PSV areas	Drawing	0	Vendor	GEN-2	6/3/2013	Approval	Drawing
6007-PLN-AGE-57-54-4971	General notes. Connection PSV areas	Drawing	1	Vendor	GEN-2	6/3/2013	Approval	Drawing
6007-PLN-AGE-57-54-4972	PSV areas frames	Drawing	1	Vendor	GEN-2	6/3/2013	Approval	Drawing
6007-PLN-AGE-57-54-4973	Connection details PSV areas	Drawing	0	Vendor	GEN-2	6/3/2013	Approval	Drawing
6007-PLN-AGE-57-54-4974	Connection details PSV areas	Drawing	1	Vendor	GEN-2	6/3/2013	Approval	Drawing
6007-PLN-AGE-58-54-3620	Calculation report	Drawing	1	Vendor	GEN-2	6/3/2013	Approval	Drawing
6007-PLN-AGE-58-54-3620	Connection details central plant	Drawing	0	Vendor	GEN-2	6/3/2013	Approval	Drawing
6007-PLN-AGE-58-54-3621	Connection details central plant	Drawing	1	Vendor	GEN-2	6/3/2013	Approval	Drawing
6007-PLN-AGE-58-54-3622	Central plant. Frames	Drawing	1	Vendor	GEN-2	6/3/2013	Approval	Drawing
6007-PLN-AGE-58-54-3623	Central plant. Connection details	Drawing	0	Vendor	GEN-2	6/3/2013	Approval	Drawing
6007-PLN-AGE-58-54-3624	Central plant. Connection details	Drawing	1	Vendor	GEN-2	6/3/2013	Approval	Drawing
6007-PLN-AGE-57-54-2250	Calculation report	Drawing		Vendor	GEN-2	6/3/2013	Approval	Drawing
6007-PLN-AGE-57-54-2250	Cover sheet. Connection north east field	Drawing	0	Vendor	GEN-2	6/3/2013	Approval	Drawing
6007-PLN-AGE-57-54-2251	General notes. Connection north east field	Drawing	1	Vendor	GEN-2	6/3/2013	Approval	Drawing
6007-PLN-AGE-57-54-2252	Frames north east field	Drawing	1	Vendor	GEN-2	6/3/2013	Approval	Drawing
6007-PLN-AGE-57-54-2253	Connections details north east field	Drawing	0	Vendor	GEN-2	6/3/2013	Approval	Drawing
6007-PLN-AGE-57-54-2254	Connections details north east field	Drawing	1	Vendor	GEN-2	6/3/2013	Approval	Drawing
6007-PLN-AGE-57-54-2260	Calculation report	Drawing	1	Vendor	GEN-2	6/3/2013	Approval	Drawing
6007-PLN-AGE-57-54-2260	Cover sheet. Connections east field	Drawing	0	Vendor	GEN-2	6/3/2013	Approval	Drawing
6007-PLN-AGE-57-54-2261	General notes. Connections east field	Drawing	1	Vendor	GEN-2	6/3/2013	Approval	Drawing
6007-PLN-AGE-57-54-2262	AET01. Frames	Drawing	1	Vendor	GEN-2	6/3/2013	Approval	Drawing
6007-PLN-AGE-57-54-2263	AET02. Frames	Drawing	1	Vendor	GEN-2	6/3/2013	Approval	Drawing
6007-PLN-AGE-57-54-2264	Connection details east field	Drawing	0	Vendor	GEN-2	6/3/2013	Approval	Drawing
6007-PLN-AGE-57-54-2265	Connection details east field	Drawing	1	Vendor	GEN-2	6/3/2013	Approval	Drawing
6007-PLN-AGE-57-54-2270	Calculation report	Drawing	1	Vendor	GEN-2	6/3/2013	Approval	Drawing
6007-PLN-AGE-57-54-2270	Cover sheet. Connections north-west field	Drawing	0	Vendor	GEN-2	6/3/2013	Approval	Drawing
6007-PLN-AGE-57-54-2271	General notes. Connections north-west field	Drawing	1	Vendor	GEN-2	6/3/2013	Approval	Drawing
6007-PLN-AGE-57-54-2272	ANWT01. Frames	Drawing	1	Vendor	GEN-2	6/3/2013	Approval	Drawing
6007-PLN-AGE-57-54-2273	ANWT02. Frames	Drawing	1	Vendor	GEN-2	6/3/2013	Approval	Drawing
6007-PLN-AGE-57-54-2274	ANWT03. Frames	Drawing	1	Vendor	GEN-2	6/3/2013	Approval	Drawing
6007-PLN-AGE-57-54-2275	Connection details north west field	Drawing	0	Vendor	GEN-2	6/3/2013	Approval	Drawing
6007-PLN-AGE-57-54-2276	Connection details north west field	Drawing	1	Vendor	GEN-2	6/3/2013	Approval	Drawing
6007-CAL-AGE-57-54-6300	Calculation report	Calculation	0	Vendor	GEN-2	6/3/2013	Approval	Calculation
6007-PLN-AGE-57-54-6300	Cover sheet. Connection far west field	Drawing	1	Vendor	GEN-2	6/3/2013	Approval	Drawing
6007-PLN-AGE-57-54-6301	General notes. Connection far west field	Drawing	1	Vendor	GEN-2	6/3/2013	Approval	Drawing
6007-PLN-AGE-57-54-6302	BFWT01. Frames	Drawing	1	Vendor	GEN-2	6/3/2013	Approval	Drawing
6007-PLN-AGE-57-54-6303	BFWT02. Frames	Drawing	1	Vendor	GEN-2	6/3/2013	Approval	Drawing

6007-PLN-AGE-57-54-6304	Connection details far west field	Drawing	0	Vendor	GEN-2	6/3/2013	Approval	Drawing
6007-PLN-AGE-57-54-6305	Connection details far west field	Drawing	1	Vendor	GEN-2	6/3/2013	Approval	Drawing
6007-CAL-AGE-57-54-7970	Calculation report	Calculation	1	Vendor	GEN-2	6/3/2013	Approval	Calculation
6007-PLN-AGE-57-54-7970	Cover sheet. Connection PSV areas east	Drawing	0	Vendor	GEN-2	6/3/2013	Approval	Drawing
6007-PLN-AGE-57-54-7971	General notes. Connection PSV areas east	Drawing	1	Vendor	GEN-2	6/3/2013	Approval	Drawing
6007-PLN-AGE-57-54-7972	PSV areas east frames	Drawing	1	Vendor	GEN-2	6/3/2013	Approval	Drawing
6007-PLN-AGE-57-54-7973	Connection details PSV areas east	Drawing	2	Vendor	GEN-2	6/3/2013	Approval	Drawing
6007-CAL-AGE-57-54-7980	Calculation report	Calculation	1	Vendor	GEN-2	6/3/2013	Approval	Calculation
6007-PLN-AGE-57-54-7980	Cover sheet. Connection PSV areas west	Drawing	0	Vendor	GEN-2	6/3/2013	Approval	Drawing
6007-PLN-AGE-57-54-7981	General notes. Connection PSV areas west	Drawing	1	Vendor	GEN-2	6/3/2013	Approval	Drawing
6007-PLN-AGE-57-54-7982	PSV areas west frames	Drawing	1	Vendor	GEN-2	6/3/2013	Approval	Drawing
6007-PLN-AGE-57-54-7983	Connection details PSV areas west	Drawing	0	Vendor	GEN-2	6/3/2013	Approval	Drawing
6007-PLN-AGE-57-54-7984	Connection details PSV areas west	Drawing	1	Vendor	GEN-2	6/3/2013	Approval	Drawing
6007-CAL-AGE-57-54-9900	Calculation report	Calculation	1	Vendor	GEN-2	6/3/2013	Approval	Calculation
6007-PLN-AGE-57-54-9900	General notes. Connection north field	Drawing	0	Vendor	GEN-2	6/3/2013	Approval	Drawing
6007-PLN-AGE-57-54-9901	Cover sheet. Connection north field	Drawing	1	Vendor	GEN-2	6/3/2013	Approval	Drawing
6007-PLN-AGE-57-54-9902	BNT01 Frames	Drawing	1	Vendor	GEN-2	6/3/2013	Approval	Drawing
6007-PLN-AGE-57-54-9903	BNT02 Frames	Drawing	1	Vendor	GEN-2	6/3/2013	Approval	Drawing
6007-PLN-AGE-57-54-9904	Connection details	Drawing	0	Vendor	GEN-2	6/3/2013	Approval	Drawing
6007-PLN-AGE-57-54-9905	Connection details	Drawing	1	Vendor	GEN-2	6/3/2013	Approval	Drawing
6007-CAL-AGE-57-54-9926	Calculation report	Calculation	0	Vendor	GEN-2	6/3/2013	Approval	Calculation
6007-PLN-AGE-57-54-9926	Cover sheet. Connection south field	Drawing	0	Vendor	GEN-2	6/3/2013	Approval	Drawing
6007-PLN-AGE-57-54-9927	General notes. Connection south field	Drawing	1	Vendor	GEN-2	6/3/2013	Approval	Drawing
6007-PLN-AGE-57-54-9928	BST01. Frames	Drawing	1	Vendor	GEN-2	6/3/2013	Approval	Drawing
6007-PLN-AGE-57-54-9929	BST02. Frames	Drawing	1	Vendor	GEN-2	6/3/2013	Approval	Drawing
6007-PLN-AGE-57-54-9930	BST03. Frames	Drawing	1	Vendor	GEN-2	6/3/2013	Approval	Drawing
6007-PLN-AGE-57-54-9931	Connection details south field	Drawing	0	Vendor	GEN-2	6/3/2013	Approval	Drawing
6007-PLN-AGE-57-54-9932	Connection details south field	Drawing	1	Vendor	GEN-2	6/3/2013	Approval	Drawing
6007-CAL-AGE-58-54-6420	Calculation report	Calculation		Vendor	GEN-2	6/3/2013	Approval	Calculation
6007-PLN-AGE-58-54-6420	Cover sheet. Connection south side HTF	Drawing	0	Vendor	GEN-2	6/3/2013	Approval	Drawing
6007-PLN-AGE-58-54-6421	General notes. Connection south side HTF	Drawing	1	Vendor	GEN-2	6/3/2013	Approval	Drawing
6007-PLN-AGE-58-54-6422	South side HTF frames	Drawing	1	Vendor	GEN-2	6/3/2013	Approval	Drawing
6007-PLN-AGE-58-54-6423	South side HTF connection details	Drawing	1	Vendor	GEN-2	6/3/2013	Approval	Drawing
6007-CAL-AGE-58-54-6430	Calculation report	Calculation	0	Vendor	GEN-2	6/3/2013	Approval	Calculation
6007-PLN-AGE-58-54-6430	Cover sheet. Connection north side	Drawing	0	Vendor	GEN-2	6/3/2013	Approval	Drawing
6007-PLN-AGE-58-54-6431	General notes. Connection north side	Drawing	1	Vendor	GEN-2	6/3/2013	Approval	Drawing
6007-PLN-AGE-58-54-6432	Frames north side	Drawing	1	Vendor	GEN-2	6/3/2013	Approval	Drawing
6007-PLN-AGE-58-54-6433	BCPS01 Frames north side	Drawing	1	Vendor	GEN-2	6/3/2013	Approval	Drawing
6007-PLN-AGE-58-54-6434	Connection details north side	Drawing	0	Vendor	GEN-2	6/3/2013	Approval	Drawing
6007-PLN-AGE-58-54-6435	Connection details north side	Drawing	1	Vendor	GEN-2	6/3/2013	Approval	Drawing
6007-CAL-AGE-57-54-6260	Calculation report	Calculation	1	Vendor	GEN-2	6/3/2013	Approval	Calculation
6007-PLN-AGE-57-54-6260	General notes. Connection west field	Drawing	0	Vendor	GEN-2	6/3/2013	Approval	Drawing
6007-PLN-AGE-57-54-6261	Cover sheet. Connection west field	Drawing	1	Vendor	GEN-2	6/3/2013	Approval	Drawing
6007-PLN-AGE-57-54-6262	BWT01 Frames	Drawing	1	Vendor	GEN-2	6/3/2013	Approval	Drawing
6007-PLN-AGE-57-54-6263	BWT01 Connection details	Drawing	0	Vendor	GEN-2	6/3/2013	Approval	Drawing
6007-PLN-AGE-57-54-6264	BWT01 Connection details	Drawing	1	Vendor	GEN-2	6/3/2013	Approval	Drawing
6007-CAL-AGE-57-54-2200	Calc report. Structural Steel Frames. North-East field	Calculation	5	Vendor	GEN-2	6/3/2013	Approval	Calculation
6007-PLN-AGE-57-54-2200	Cover sheet. Structural Steel Frames. North-East field	Drawing	3	Vendor	GEN-2	6/3/2013	Approval	Drawing
6007-PLN-AGE-57-54-2201	General notes. Structural Steel Frames. North-East field	Drawing	4	Vendor	GEN-2	6/3/2013	Approval	Drawing
6007-PLN-AGE-57-54-2202	Frames and details I. Structural Steel Frames. North-East field	Drawing	5	Vendor	GEN-2	6/3/2013	Approval	Drawing
6007-CAL-AGE-57-54-2210	Calc report. Structural Steel Frames. East field	Calculation	5	Vendor	GEN-2	6/3/2013	Approval	Calculation
6007-PLN-AGE-57-54-2210	Cover sheet. Structural Steel Frames. East field	Drawing	3	Vendor	GEN-2	6/3/2013	Approval	Drawing
6007-PLN-AGE-57-54-2211	General notes. Structural Steel Frames. East field	Drawing	6	Vendor	GEN-2	6/3/2013	Approval	Drawing
6007-PLN-AGE-57-54-2212	Frames and details I. Structural Steel Frames. East field	Drawing	6	Vendor	GEN-2	6/3/2013	Approval	Drawing
6007-PLN-AGE-57-54-2213	Frames and details II. Structural Steel Frames. East field	Drawing	6	Vendor	GEN-2	6/3/2013	Approval	Drawing
6007-CAL-AGE-57-54-2220	Calc report. Structural Steel Frames. North-West field	Calculation	5	Vendor	GEN-2	6/3/2013	Approval	Calculation
6007-PLN-AGE-57-54-2220	Cover sheet. Structural Steel Frames. North-West field	Drawing	5	Vendor	GEN-2	6/3/2013	Approval	Drawing
6007-PLN-AGE-57-54-2221	General notes. Structural Steel Frames. North-West field	Drawing	6	Vendor	GEN-2	6/3/2013	Approval	Drawing
6007-PLN-AGE-57-54-2222	Frames and details I. Structural Steel Frames. North-West field	Drawing	6	Vendor	GEN-2	6/3/2013	Approval	Drawing
6007-PLN-AGE-57-54-2223	Frames and details II. Structural Steel Frames. North-West field	Drawing	6	Vendor	GEN-2	6/3/2013	Approval	Drawing
6007-PLN-AGE-57-54-2224	Frames and details III. Structural Steel Frames. North-West field	Drawing	6	Vendor	GEN-2	6/3/2013	Approval	Drawing
6007-CAL-AGE-57-54-2230	Calc report. Structural Steel Frames. West field	Calculation	5	Vendor	GEN-2	6/3/2013	Approval	Calculation
6007-PLN-AGE-57-54-2230	Cover sheet. Structural Steel Frames. West field	Drawing	2	Vendor	GEN-2	6/3/2013	Approval	Drawing
6007-PLN-AGE-57-54-2231	General notes. Structural Steel Frames. West field	Drawing	5	Vendor	GEN-2	6/3/2013	Approval	Drawing
6007-PLN-AGE-57-54-2232	Frames and details I. Structural Steel Frames. West field	Drawing	5	Vendor	GEN-2	6/3/2013	Approval	Drawing
6007-PLN-AGE-57-54-2233	Frames and details II. Structural Steel Frames. West field	Drawing	5	Vendor	GEN-2	6/3/2013	Approval	Drawing
6007-CAL-AGE-57-54-4950	Calc report. Structural Steel Frames. PSV East field	Calculation	3	Vendor	GEN-2	6/3/2013	Approval	Calculation
6007-PLN-AGE-57-54-4950	Cover sheet. Structural Steel Frames. PSV East field	Drawing	2	Vendor	GEN-2	6/3/2013	Approval	Drawing
6007-PLN-AGE-57-54-4951	General notes. Structural Steel Frames. PSV East field	Drawing	3	Vendor	GEN-2	6/3/2013	Approval	Drawing
6007-PLN-AGE-57-54-4952	Frames and details I. Structural Steel Frames. PSV East field	Drawing	3	Vendor	GEN-2	6/3/2013	Approval	Drawing
6007-CAL-AGE-58-54-3600	Calc report. Structural Steel Frames. North Central Plant	Calculation	3	Vendor	GEN-2	6/3/2013	Approval	Calculation
6007-PLN-AGE-58-54-3600	Cover sheet. Structural Steel Frames. North Central Plant	Drawing	3	Vendor	GEN-2	6/3/2013	Approval	Drawing
6007-PLN-AGE-58-54-3601	General notes. Structural Steel Frames. North Central Plant	Drawing	3	Vendor	GEN-2	6/3/2013	Approval	Drawing
6007-PLN-AGE-58-54-3602	Frames and details I. Structural Steel Frames. North Central Plant	Drawing	3	Vendor	GEN-2	6/3/2013	Approval	Drawing
6007-CAL-AGE-57-54-6220	Calc report. Structural Steel Frames. North field	Calculation	3	Vendor	GEN-2	6/3/2013	Approval	Calculation
6007-PLN-AGE-57-54-6260	Cover sheet. Structural Steel Frames. North field	Drawing	1	Vendor	GEN-2	6/3/2013	Approval	Drawing
6007-PLN-AGE-57-54-6261	General notes. Structural Steel Frames. North field	Drawing	3	Vendor	GEN-2	6/3/2013	Approval	Drawing
6007-PLN-AGE-57-54-6262	Frames and details I. Structural Steel Frames. North field	Drawing	2	Vendor	GEN-2	6/3/2013	Approval	Drawing
6007-PLN-AGE-57-54-6263	Frames and details II. Structural Steel Frames. North field	Drawing	1	Vendor	GEN-2	6/3/2013	Approval	Drawing
6007-PLN-AGE-57-54-6264	Frames and details III. Structural Steel Frames. North field	Drawing	2	Vendor	GEN-2	6/3/2013	Approval	Drawing
6007-CAL-AGE-57-54-6200	Calc report. Structural Steel Frames. South field	Calculation	3	Vendor	GEN-2	6/3/2013	Approval	Calculation
6007-PLN-AGE-57-54-6200	Cover sheet. Structural Steel Frames. South field	Drawing	1	Vendor	GEN-2	6/3/2013	Approval	Drawing
6007-PLN-AGE-57-54-6201	General notes. Structural Steel Frames. South field	Drawing	3	Vendor	GEN-2	6/3/2013	Approval	Drawing
6007-PLN-AGE-57-54-6202	Frames and details I. Structural Steel Frames. South field	Drawing	2	Vendor	GEN-2	6/3/2013	Approval	Drawing
6007-PLN-AGE-57-54-6203	Frames and details II. Structural Steel Frames. South field	Drawing	1	Vendor	GEN-2	6/3/2013	Approval	Drawing
6007-PLN-AGE-57-54-6204	Frames and details III. Structural Steel Frames. South field	Drawing	2	Vendor	GEN-2	6/3/2013	Approval	Drawing
6007-PLN-AGE-57-54-6205	Frames and details IV. Structural Steel Frames. South field	Drawing	2	Vendor	GEN-2	6/3/2013	Approval	Drawing
6007-CAL-AGE-57-54-6210	Calc report. Structural Steel Frames. West field	Calculation	4	Vendor	GEN-2	6/3/2013	Approval	Calculation
6007-PLN-AGE-57-54-6240	Cover sheet. Structural Steel Frames. West field	Drawing	2	Vendor	GEN-2	6/3/2013	Approval	Drawing
6007-PLN-AGE-57-54-6241	General notes. Structural Steel Frames. West field	Drawing	3	Vendor	GEN-2	6/3/2013	Approval	Drawing
6007-PLN-AGE-57-54-6242	Frames and details I. Structural Steel Frames. West field	Drawing	4	Vendor	GEN-2	6/3/2013	Approval	Drawing
6007-CAL-AGE-57-54-6230	Calc report. Structural Steel Frames. Far West field	Calculation	4	Vendor	GEN-2	6/3/2013	Approval	Calculation
6007-PLN-AGE-57-54-6280	Cover sheet. Structural Steel Frames. Far West field	Drawing	1	Vendor	GEN-2	6/3/2013	Approval	Drawing

6007-PLN-AGE-57-54-6281	General notes. Structural Steel Frames. Far West field	Drawing	3	Vendor	GEN-2	6/3/2013	Approval	Drawing
6007-PLN-AGE-57-54-6282	Frames and details I. Structural Steel Frames. Far West field	Drawing	4	Vendor	GEN-2	6/3/2013	Approval	Drawing
6007-PLN-AGE-57-54-6283	Frames and details II. Structural Steel Frames. Far West field	Drawing	4	Vendor	GEN-2	6/3/2013	Approval	Drawing
6007-CAL-AGE-57-54-7950	Calc report. Structural Steel Frames. PSV East field	Calculation	3	Vendor	GEN-2	6/3/2013	Approval	Calculation
6007-PLN-AGE-57-54-7950	Cover sheet. Structural Steel Frames. PSV East field	Drawing	1	Vendor	GEN-2	6/3/2013	Approval	Drawing
6007-PLN-AGE-57-54-7951	General notes. Structural Steel Frames. PSV East field	Drawing	2	Vendor	GEN-2	6/3/2013	Approval	Drawing
6007-PLN-AGE-57-54-7952	Frames and details I. Structural Steel Frames. PSV East field	Drawing	2	Vendor	GEN-2	6/3/2013	Approval	Drawing
6007-CAL-AGE-57-54-7960	Calc report. Structural Steel Frames. PSV West field	Calculation	4	Vendor	GEN-2	6/3/2013	Approval	Calculation
6007-PLN-AGE-57-54-7960	Cover sheet. Structural Steel Frames. PSV West field	Drawing	2	Vendor	GEN-2	6/3/2013	Approval	Drawing
6007-PLN-AGE-57-54-7961	General notes. Structural Steel Frames. PSV West field	Drawing	3	Vendor	GEN-2	6/3/2013	Approval	Drawing
6007-PLN-AGE-57-54-7962	Frames and details I. Structural Steel Frames. PSV West field	Drawing	3	Vendor	GEN-2	6/3/2013	Approval	Drawing
6007-CAL-AGE-58-54-6405	Calc report. Structural Steel Frames. South Central Plant	Calculation	2	Vendor	GEN-2	6/3/2013	Approval	Calculation
6007-PLN-AGE-58-54-6400	Cover sheet. Structural Steel Frames. South Central Plant	Drawing	2	Vendor	GEN-2	6/3/2013	Approval	Drawing
6007-PLN-AGE-58-54-6401	General notes. Structural Steel Frames. South Central Plant	Drawing	3	Vendor	GEN-2	6/3/2013	Approval	Drawing
6007-PLN-AGE-58-54-6402	Frames and details I. Structural Steel Frames. South Central Plant	Drawing	3	Vendor	GEN-2	6/3/2013	Approval	Drawing
6007-CAL-AGE-58-54-6410	Calc report. Structural Steel Frames. North Central Plant	Calculation	2	Vendor	GEN-2	6/3/2013	Approval	Calculation
6007-PLN-AGE-58-54-6410	Cover sheet. Structural Steel Frames. North Central Plant	Drawing	4	Vendor	GEN-2	6/3/2013	Approval	Drawing
6007-PLN-AGE-58-54-6411	General notes. Structural Steel Frames. North Central Plant	Drawing	3	Vendor	GEN-2	6/3/2013	Approval	Drawing
6007-PLN-AGE-58-54-6412	Frames and details I. Structural Steel Frames. North Central Plant	Drawing	5	Vendor	GEN-2	6/3/2013	Approval	Drawing
6007-PLN-AGE-58-54-6413	Frames and details II. Structural Steel Frames. North Central Plant	Drawing	5	Vendor	GEN-2	6/3/2013	Approval	Drawing
6007-CAL-AGE-74-54-2000	Calculation Report for Alpha Plant Overflow-Ullage Steel Platform	Calculation	4	Vendor	GEN-2	6/5/2013	Approval	Calculation
6007-CAL-AGE-74-54-6000	Calculation Report for Beta Plant Overflow-Ullage Steel Platform	Calculation	3	Vendor	GEN-2	6/5/2013	Approval	Calculation
6007-PLN-AGE-74-54-2000	Overflow-Ullage Steel Platform Cover Sheet Alpha Plant	Drawing	3	Vendor	GEN-2	6/5/2013	Approval	Drawing
6007-PLN-AGE-74-54-2001	Overflow-Ullage Steel Platform General Notes Alpha Plant	Drawing	4	Vendor	GEN-2	6/5/2013	Approval	Drawing
6007-PLN-AGE-74-54-2002	Overflow-Ullage Steel Platform G.A. & Base Plates Alpha Plant	Drawing	6	Vendor	GEN-2	6/5/2013	Approval	Drawing
6007-PLN-AGE-74-54-2003	Overflow-Ullage Steel Platform G.A. Plan Alpha Plant	Drawing	5	Vendor	GEN-2	6/5/2013	Approval	Drawing
6007-PLN-AGE-74-54-2004	Overflow-Ullage Steel Platform G.A. Plan Alpha Plant	Drawing	6	Vendor	GEN-2	6/5/2013	Approval	Drawing
6007-PLN-AGE-74-54-2005	Overflow-Ullage Steel Platform G.A. Plan Alpha Plant	Drawing	6	Vendor	GEN-2	6/5/2013	Approval	Drawing
6007-PLN-AGE-74-54-2006	Overflow-Ullage Steel Platform G.A. Elevation at Grid A Alpha Plant	Drawing	5	Vendor	GEN-2	6/5/2013	Approval	Drawing
6007-PLN-AGE-74-54-2007	Overflow-Ullage Steel Platform G.A. Elevation at Grid B Alpha Plant	Drawing	5	Vendor	GEN-2	6/5/2013	Approval	Drawing
6007-PLN-AGE-74-54-2008	Overflow-Ullage Steel Platform G.A. Elevation at Grid C Alpha Plant	Drawing	5	Vendor	GEN-2	6/5/2013	Approval	Drawing
6007-PLN-AGE-74-54-2009	Overflow-Ullage Steel Platform G.A. Elevation at Grid 1 & 2 Alpha Plant	Drawing	5	Vendor	GEN-2	6/5/2013	Approval	Drawing
6007-PLN-AGE-74-54-2010	Overflow-Ullage Steel Platform G.A. Elevation at Grid 3 & 4 Alpha Plant	Drawing	5	Vendor	GEN-2	6/5/2013	Approval	Drawing
6007-PLN-AGE-74-54-2011	Overflow-Ullage Steel Platform G.A. Elevation at Grid 5 & 6 Alpha Plant	Drawing	5	Vendor	GEN-2	6/5/2013	Approval	Drawing
6007-PLN-AGE-74-54-2012	Overflow-Ullage Steel Platform Stair Details Alpha Plant	Drawing	5	Vendor	GEN-2	6/5/2013	Approval	Drawing
6007-PLN-AGE-74-54-2013	Overflow-Ullage Steel Platform Section & Details Alpha Plant	Drawing	5	Vendor	GEN-2	6/5/2013	Approval	Drawing
6007-PLN-AGE-74-54-6000	Overflow-Ullage Steel Platform Cover Sheet Beta Plant	Drawing	3	Vendor	GEN-2	6/5/2013	Approval	Drawing
6007-PLN-AGE-74-54-6001	Overflow-Ullage Steel Platform General Notes Beta Plant	Drawing	3	Vendor	GEN-2	6/5/2013	Approval	Drawing
6007-PLN-AGE-74-54-6002	Overflow-Ullage Steel Platform G.A. & Base Plates Beta Plant	Drawing	5	Vendor	GEN-2	6/5/2013	Approval	Drawing
6007-PLN-AGE-74-54-6003	Overflow-Ullage Steel Platform G.A. Plan Beta Plant	Drawing	4	Vendor	GEN-2	6/5/2013	Approval	Drawing
6007-PLN-AGE-74-54-6004	Overflow-Ullage Steel Platform G.A. Plan Beta Plant	Drawing	5	Vendor	GEN-2	6/5/2013	Approval	Drawing
6007-PLN-AGE-74-54-6005	Overflow-Ullage Steel Platform G.A. Plan Beta Plant	Drawing	5	Vendor	GEN-2	6/5/2013	Approval	Drawing
6007-PLN-AGE-74-54-6006	Overflow-Ullage Steel Platform G.A. Elevation at Grid A Beta Plant	Drawing	4	Vendor	GEN-2	6/5/2013	Approval	Drawing
6007-PLN-AGE-74-54-6007	Overflow-Ullage Steel Platform G.A. Elevation at Grid B Beta Plant	Drawing	4	Vendor	GEN-2	6/5/2013	Approval	Drawing
6007-PLN-AGE-74-54-6008	Overflow-Ullage Steel Platform G.A. Elevation at Grid C Beta Plant	Drawing	4	Vendor	GEN-2	6/5/2013	Approval	Drawing
6007-PLN-AGE-74-54-6009	Overflow-Ullage Steel Platform G.A. Elevation at Grid 1 & 2 Beta Plant	Drawing	4	Vendor	GEN-2	6/5/2013	Approval	Drawing
6007-PLN-AGE-74-54-6010	Overflow-Ullage Steel Platform G.A. Elevation at Grid 3 & 4 Beta Plant	Drawing	4	Vendor	GEN-2	6/5/2013	Approval	Drawing
6007-PLN-AGE-74-54-6011	Overflow-Ullage Steel Platform G.A. Elevation at Grid 5 & 6 Beta Plant	Drawing	4	Vendor	GEN-2	6/5/2013	Approval	Drawing
6007-PLN-AGE-74-54-6012	Overflow-Ullage Steel Platform Stair Details Beta Plant	Drawing	4	Vendor	GEN-2	6/5/2013	Approval	Drawing
6007-PLN-AGE-74-54-6013	Overflow-Ullage Steel Platform Section & Details Beta Plant	Drawing	4	Vendor	GEN-2	6/5/2013	Approval	Drawing
6007-PLN-AGE-58-54-1110	Cover sheet	Drawing	0	Vendor	GEN-2	6/3/2013	Approval	Drawing
6007-PLN-AGE-58-54-1111	General notes	Drawing	0	Vendor	GEN-2	6/3/2013	Approval	Drawing
6007-PLN-AGE-58-54-1112	Plan, elevation, and details	Drawing	0	Vendor	GEN-2	6/3/2013	Approval	Drawing
6007-PLN-AGE-58-54-1113	Connections 1	Drawing	0	Vendor	GEN-2	6/3/2013	Approval	Drawing
6007-PLN-AGE-58-54-1114	Connections 2	Drawing	0	Vendor	GEN-2	6/3/2013	Approval	Drawing
6007-PLN-AGE-58-54-1115	Connections 3	Drawing	0	Vendor	GEN-2	6/3/2013	Approval	Drawing
6007-PLN-AGE-58-54-1116	Connections 4	Drawing	0	Vendor	GEN-2	6/3/2013	Approval	Drawing
6007-CAL-AGE-58-54-1110	Calculation Report	Calculation	0	Vendor	GEN-2	6/3/2013	Approval	Calculation
6007-CAL-AGE-16-54-4020_R00	Calculation report	Calculation	0	Vendor	GEN-2	6/10/2013	Approval	Calculation
6007-PLN-AGE-16-54-4020-R00.	Cover sheet	Drawing	0	Vendor	GEN-2	6/10/2013	Approval	Drawing
6007-PLN-AGE-16-54-4021-R00.	General notes	Drawing	0	Vendor	GEN-2	6/10/2013	Approval	Drawing
6007-PLN-AGE-16-54-4022-R00.	Frames view	Drawing	0	Vendor	GEN-2	6/10/2013	Approval	Drawing
6007-PLN-AGE-16-54-4023-R00.	Connection details 1	Drawing	0	Vendor	GEN-2	6/10/2013	Approval	Drawing
6007-PLN-AGE-16-54-4024-R00.	Connection details 2	Drawing	0	Vendor	GEN-2	6/10/2013	Approval	Drawing
6007-CAL-AGE-16-54-8020_R00	Calculation report	Calculation	0	Vendor	GEN-2	6/10/2013	Approval	Calculation
6007-PLN-AGE-16-54-8020-R00.	Cover sheet	Drawing	0	Vendor	GEN-2	6/10/2013	Approval	Drawing
6007-PLN-AGE-16-54-8021-R00.	General notes	Drawing	0	Vendor	GEN-2	6/10/2013	Approval	Drawing
6007-PLN-AGE-16-54-8022-R00.	Frames view	Drawing	0	Vendor	GEN-2	6/10/2013	Approval	Drawing
6007-PLN-AGE-16-54-8023-R00.	Connection details 1	Drawing	0	Vendor	GEN-2	6/10/2013	Approval	Drawing
6007-PLN-AGE-16-54-8024-R00.	Connection details 2	Drawing	0	Vendor	GEN-2	6/10/2013	Approval	Drawing
6007-PLN-AGE-58-54-3575	Cover sheet	Drawing	0	Vendor	GEN-2	6/10/2013	Approval	Drawing
6007-PLN-AGE-58-54-3576	General notes	Drawing	1	Vendor	GEN-2	6/10/2013	Approval	Drawing
6007-PLN-AGE-58-54-3577	Plan view	Drawing	1	Vendor	GEN-2	6/10/2013	Approval	Drawing
6007-PLN-AGE-58-54-3578	Sections	Drawing	1	Vendor	GEN-2	6/10/2013	Approval	Drawing
6007-CAL-AGE-58-54-3575	Calculation report	Calculation	1	Vendor	GEN-2	6/10/2013	Approval	Calculation
6007-PLN-AGE-58-54-7575	Cover sheet	Drawing	0	Vendor	GEN-2	6/10/2013	Approval	Drawing
6007-PLN-AGE-58-54-7576	General notes	Drawing	1	Vendor	GEN-2	6/10/2013	Approval	Drawing
6007-PLN-AGE-58-54-7577	Plan view	Drawing	1	Vendor	GEN-2	6/10/2013	Approval	Drawing
6007-PLN-AGE-58-54-7578	Sections	Drawing	1	Vendor	GEN-2	6/10/2013	Approval	Drawing
6007-CAL-AGE-58-54-7575	Calculation report	Calculation	1	Vendor	GEN-2	6/10/2013	Approval	Calculation
6007-PLN-LEE-12-54-0021	Geometric definition of RAC plant detail drawings	Drawing	6	Vendor	GEN-2	6/10/2013	Approval	Drawing
6007-PLN-LEE-12-54-0022	Geometric definition of RAC plant detail drawings	Drawing	4	Vendor	GEN-2	6/10/2013	Approval	Drawing
6007-PLN-LEE-12-54-0031	Geometric definition of RAC elevations	Drawing	6	Vendor	GEN-2	6/10/2013	Approval	Drawing
6007-PLN-LEE-12-54-0032	Geometric definition of RAC elevations	Drawing	6	Vendor	GEN-2	6/10/2013	Approval	Drawing
6007-PLN-LEE-12-54-0033	Geometric definition of RAC elevations	Drawing	6	Vendor	GEN-2	6/10/2013	Approval	Drawing
6007-PLN-LEE-12-54-0034	Geometric definition of RAC elevations	Drawing	6	Vendor	GEN-2	6/10/2013	Approval	Drawing
6007-PLN-LEE-12-54-0035	Geometric definition of RAC elevations	Drawing	6	Vendor	GEN-2	6/10/2013	Approval	Drawing
6007-PLN-LEE-12-54-0036	Geometric definition of RAC elevations	Drawing	4	Vendor	GEN-2	6/10/2013	Approval	Drawing
6007-PLN-LEE-12-54-0037	Geometric definition of RAC elevations	Drawing	4	Vendor	GEN-2	6/10/2013	Approval	Drawing
6007-PLN-LEE-12-54-0038	Geometric definition of RAC elevations	Drawing	4	Vendor	GEN-2	6/10/2013	Approval	Drawing
6007-PLN-LEE-12-54-0039	Geometric definition of RAC elevations	Drawing	5	Vendor	GEN-2	6/10/2013	Approval	Drawing
6007-PLN-LEE-12-54-0041	Geometric definition of RAC sections	Drawing	7	Vendor	GEN-2	6/10/2013	Approval	Drawing
6007-PLN-LEE-12-54-0042	Geometric definition of RAC sections	Drawing	7	Vendor	GEN-2	6/10/2013	Approval	Drawing

6007-PLN-LEE-12-54-0043	Geometric definition of RAC sections	Drawing	5	Vendor	GEN-2	6/10/2013	Approval	Drawing
6007-PLN-LEE-12-54-0051	Geometric definition of RAC details of construction	Drawing	5	Vendor	GEN-2	6/10/2013	Approval	Drawing
6007-PLN-LEE-12-54-0052	Geometric definition of RAC details of construction	Drawing	4	Vendor	GEN-2	6/10/2013	Approval	Drawing
6007-PLN-LEE-12-54-0053	Geometric definition of RAC details of construction	Drawing	2	Vendor	GEN-2	6/10/2013	Approval	Drawing
6007-MEM-LEE-12-54-0004-R5	RACK STRUCTURAL CALCULATIONS	5	5	Vendor	GEN-2	6/10/2013	Approval	5
6007-INF-AGE-68-60-2700	Stress Analysis Report - SF –North Alpha (Relieve Security Valve + Control Valve)	Rev2	Rev2	Vendor	GEN-2	6/12/2013	Approval	Rev2
6007-INF-AGE-68-60-2701	Stress Analysis Report - SF –East Alpha (Relieve Security Valve + Control Valve)	Rev2	Rev2	Vendor	GEN-2	6/12/2013	Approval	Rev2
6007-INF-AGE-68-60-2703	Stress Analysis Report - SF –West Alpha (Relieve Security Valve + Control Valve)	Rev2	Rev2	Vendor	GEN-2	6/12/2013	Approval	Rev2
6007-INF-AGE-68-60-6700	Stress Analysis Report - SF –North Beta Plant (Relieve Security Valve + Control Valve)	2	2	Vendor	GEN-2	6/12/2013	Approval	2
6007-INF-AGE-68-60-6701	Stress Analysis Report - SF –East Beta Plant (Relieve Security Valve +	2	2	Vendor	GEN-2	6/12/2013	Approval	2
6007-INF-AGE-68-60-6702	Stress Analysis Report - SF –South Beta Plant (Relieve Security Valve + Control Valve)	2	2	Vendor	GEN-2	6/12/2013	Approval	2
6007-INF-AGE-68-60-6703	Stress Analysis Report - SF –South Beta Plant (Relieve Security Valve + Control Valve)	2	2	Vendor	GEN-2	6/12/2013	Approval	2
6007-CAL-AGE-25-52-4100	Calculation report	Calculation	2	Vendor	GEN-2	6/13/2013	Approval	Calculation
6007-CAL-AGE-25-52-4200	Calculation report	Calculation	2	Vendor	GEN-2	6/13/2013	Approval	Calculation
6007-PLN-AGE-25-52-4200	Cover Sheet	Drawing	1	Vendor	GEN-2	6/13/2013	Approval	Drawing
6007-PLN-AGE-25-52-4220	General notes	Drawing	2	Vendor	GEN-2	6/13/2013	Approval	Drawing
6007-PLN-AGE-25-52-4240	Foundation	Drawing	2	Vendor	GEN-2	6/13/2013	Approval	Drawing
6007-PLN-AGE-25-52-4400	Cover Sheet	Drawing	1	Vendor	GEN-2	6/13/2013	Approval	Drawing
6007-PLN-AGE-25-52-4420	General notes	Drawing	2	Vendor	GEN-2	6/13/2013	Approval	Drawing
6007-PLN-AGE-25-52-4440	Foundation	Drawing	4	Vendor	GEN-2	6/13/2013	Approval	Drawing
6007-CAL-AGE-25-52-8100	Calculation report	Calculation	2	Vendor	GEN-2	6/13/2013	Approval	Calculation
6007-CAL-AGE-25-52-8200	Calculation report	Calculation	2	Vendor	GEN-2	6/13/2013	Approval	Calculation
6007-PLN-AGE-25-52-8200	Cover Sheet	Drawing	1	Vendor	GEN-2	6/13/2013	Approval	Drawing
6007-PLN-AGE-25-52-8220	General notes	Drawing	2	Vendor	GEN-2	6/13/2013	Approval	Drawing
6007-PLN-AGE-25-52-8240	Foundation	Drawing	2	Vendor	GEN-2	6/13/2013	Approval	Drawing
6007-PLN-AGE-25-52-8400	Cover Sheet	Drawing	1	Vendor	GEN-2	6/13/2013	Approval	Drawing
6007-PLN-AGE-25-52-8420	General notes	Drawing	2	Vendor	GEN-2	6/13/2013	Approval	Drawing
6007-PLN-AGE-25-52-8440	Foundation	Drawing	4	Vendor	GEN-2	6/13/2013	Approval	Drawing
6007-CAL-AGE-25-50-4300	Calculation Report	Calculation	1	Vendor	GEN-2	6/13/2013	Approval	Calculation
6007-PLN-AGE-25-54-4300	Cover Sheet	Drawing	3	Vendor	GEN-2	6/13/2013	Approval	Drawing
6007-PLN-AGE-25-54-4320	General Notes. Sheet 1	Drawing	2	Vendor	GEN-2	6/13/2013	Approval	Drawing
6007-PLN-AGE-25-54-4321	General Notes. Sheet 2	Drawing	0	Vendor	GEN-2	6/13/2013	Approval	Drawing
6007-PLN-AGE-25-54-4340	Condenser access catwalk EL 2071.50'	Drawing	3	Vendor	GEN-2	6/13/2013	Approval	Drawing
6007-PLN-AGE-25-54-4341	Condenser access catwalk EL 2081.50'	Drawing	3	Vendor	GEN-2	6/13/2013	Approval	Drawing
6007-PLN-AGE-25-54-4342	Condenser access catwalk EL 2091.72'	Drawing	3	Vendor	GEN-2	6/13/2013	Approval	Drawing
6007-PLN-AGE-25-54-4343	Stairs schematic	Drawing	3	Vendor	GEN-2	6/13/2013	Approval	Drawing
6007-CAL-AGE-25-50-8300	Calculation Report	Calculation	1	Vendor	GEN-2	6/13/2013	Approval	Calculation
6007-PLN-AGE-25-54-8300	Cover Sheet	Drawing	3	Vendor	GEN-2	6/13/2013	Approval	Drawing
6007-PLN-AGE-25-54-8320	General Notes. Sheet 1	Drawing	2	Vendor	GEN-2	6/13/2013	Approval	Drawing
6007-PLN-AGE-25-54-8321	General Notes. Sheet 2	Drawing	0	Vendor	GEN-2	6/13/2013	Approval	Drawing
6007-PLN-AGE-25-54-8340	Condenser access catwalk EL 2079.50'	Drawing	3	Vendor	GEN-2	6/13/2013	Approval	Drawing
6007-PLN-AGE-25-54-8341	Condenser access catwalk EL 2089.50'	Drawing	3	Vendor	GEN-2	6/13/2013	Approval	Drawing
6007-PLN-AGE-25-54-8342	Condenser access catwalk EL 2099.72'	Drawing	3	Vendor	GEN-2	6/13/2013	Approval	Drawing
6007-PLN-AGE-25-54-8343	Stairs schematic	Drawing	3	Vendor	GEN-2	6/13/2013	Approval	Drawing
6007-CAL-AGE-57-54-2200	Calc report. Structural Steel Frames. North-East field	Calculation	6	Vendor	GEN-2	6/18/2013	Approval	Calculation
6007-PLN-AGE-57-54-2200	Cover sheet. Structural Steel Frames. North-East field	Drawing	3	Vendor	GEN-2	6/18/2013	Approval	Drawing
6007-PLN-AGE-57-54-2201	General notes. Structural Steel Frames. North-East field	Drawing	5	Vendor	GEN-2	6/18/2013	Approval	Drawing
6007-PLN-AGE-57-54-2202	Frames and details I. Structural Steel Frames. North-East field	Drawing	5	Vendor	GEN-2	6/18/2013	Approval	Drawing
6007-CAL-AGE-57-54-2210	Calc report. Structural Steel Frames. East field	Calculation	6	Vendor	GEN-2	6/18/2013	Approval	Calculation
6007-PLN-AGE-57-54-2210	Cover sheet. Structural Steel Frames. East field	Drawing	3	Vendor	GEN-2	6/18/2013	Approval	Drawing
6007-PLN-AGE-57-54-2211	General notes. Structural Steel Frames. East field	Drawing	7	Vendor	GEN-2	6/18/2013	Approval	Drawing
6007-PLN-AGE-57-54-2212	Frames and details I. Structural Steel Frames. East field	Drawing	6	Vendor	GEN-2	6/18/2013	Approval	Drawing
6007-PLN-AGE-57-54-2213	Frames and details II. Structural Steel Frames. East field	Drawing	6	Vendor	GEN-2	6/18/2013	Approval	Drawing
6007-CAL-AGE-57-54-2220	Calc report. Structural Steel Frames. North-West field	Calculation	6	Vendor	GEN-2	6/18/2013	Approval	Calculation
6007-PLN-AGE-57-54-2220	Cover sheet. Structural Steel Frames. North-West field	Drawing	5	Vendor	GEN-2	6/18/2013	Approval	Drawing
6007-PLN-AGE-57-54-2221	General notes. Structural Steel Frames. North-West field	Drawing	7	Vendor	GEN-2	6/18/2013	Approval	Drawing
6007-PLN-AGE-57-54-2222	Frames and details I. Structural Steel Frames. North-West field	Drawing	6	Vendor	GEN-2	6/18/2013	Approval	Drawing
6007-PLN-AGE-57-54-2223	Frames and details II. Structural Steel Frames. North-West field	Drawing	6	Vendor	GEN-2	6/18/2013	Approval	Drawing
6007-PLN-AGE-57-54-2224	Frames and details III. Structural Steel Frames. North-West field	Drawing	6	Vendor	GEN-2	6/18/2013	Approval	Drawing
6007-CAL-AGE-57-54-2230	Calc report. Structural Steel Frames. West field	Calculation	6	Vendor	GEN-2	6/18/2013	Approval	Calculation
6007-PLN-AGE-57-54-2230	Cover sheet. Structural Steel Frames. West field	Drawing	2	Vendor	GEN-2	6/18/2013	Approval	Drawing
6007-PLN-AGE-57-54-2231	General notes. Structural Steel Frames. West field	Drawing	6	Vendor	GEN-2	6/18/2013	Approval	Drawing
6007-PLN-AGE-57-54-2232	Frames and details I. Structural Steel Frames. West field	Drawing	5	Vendor	GEN-2	6/18/2013	Approval	Drawing
6007-PLN-AGE-57-54-2233	Frames and details II. Structural Steel Frames. West field	Drawing	5	Vendor	GEN-2	6/18/2013	Approval	Drawing
6007-CAL-AGE-57-54-4950	Calc report. Structural Steel Frames. PSV East field	Calculation	4	Vendor	GEN-2	6/18/2013	Approval	Calculation
6007-PLN-AGE-57-54-4950	Cover sheet. Structural Steel Frames. PSV East field	Drawing	2	Vendor	GEN-2	6/18/2013	Approval	Drawing
6007-PLN-AGE-57-54-4951	General notes. Structural Steel Frames. PSV East field	Drawing	4	Vendor	GEN-2	6/18/2013	Approval	Drawing
6007-PLN-AGE-57-54-4952	Frames and details I. Structural Steel Frames. PSV East field	Drawing	3	Vendor	GEN-2	6/18/2013	Approval	Drawing
6007-CAL-AGE-58-54-3600	Calc report. Structural Steel Frames. North Central Plant	Calculation	4	Vendor	GEN-2	6/18/2013	Approval	Calculation
6007-PLN-AGE-58-54-3600	Cover sheet. Structural Steel Frames. North Central Plant	Drawing	3	Vendor	GEN-2	6/18/2013	Approval	Drawing
6007-PLN-AGE-58-54-3601	General notes. Structural Steel Frames. North Central Plant	Drawing	4	Vendor	GEN-2	6/18/2013	Approval	Drawing
6007-PLN-AGE-58-54-3602	Frames and details I. Structural Steel Frames. North Central Plant	Drawing	3	Vendor	GEN-2	6/18/2013	Approval	Drawing
6007-CAL-AGE-57-54-6220	Calc report. Structural Steel Frames. North field	Calculation	4	Vendor	GEN-2	6/18/2013	Approval	Calculation
6007-PLN-AGE-57-54-6260	Cover sheet. Structural Steel Frames. North field	Drawing	1	Vendor	GEN-2	6/18/2013	Approval	Drawing
6007-PLN-AGE-57-54-6261	General notes. Structural Steel Frames. North field	Drawing	4	Vendor	GEN-2	6/18/2013	Approval	Drawing
6007-PLN-AGE-57-54-6262	Frames and details I. Structural Steel Frames. North field	Drawing	2	Vendor	GEN-2	6/18/2013	Approval	Drawing
6007-PLN-AGE-57-54-6263	Frames and details II. Structural Steel Frames. North field	Drawing	1	Vendor	GEN-2	6/18/2013	Approval	Drawing
6007-PLN-AGE-57-54-6264	Frames and details III. Structural Steel Frames. North field	Drawing	2	Vendor	GEN-2	6/18/2013	Approval	Drawing
6007-CAL-AGE-57-54-6200	Calc report. Structural Steel Frames. South field	Calculation	4	Vendor	GEN-2	6/18/2013	Approval	Calculation
6007-PLN-AGE-57-54-6200	Cover sheet. Structural Steel Frames. South field	Drawing	1	Vendor	GEN-2	6/18/2013	Approval	Drawing
6007-PLN-AGE-57-54-6201	General notes. Structural Steel Frames. South field	Drawing	4	Vendor	GEN-2	6/18/2013	Approval	Drawing
6007-PLN-AGE-57-54-6202	Frames and details I. Structural Steel Frames. South field	Drawing	2	Vendor	GEN-2	6/18/2013	Approval	Drawing
6007-PLN-AGE-57-54-6203	Frames and details II. Structural Steel Frames. South field	Drawing	1	Vendor	GEN-2	6/18/2013	Approval	Drawing
6007-PLN-AGE-57-54-6204	Frames and details III. Structural Steel Frames. South field	Drawing	2	Vendor	GEN-2	6/18/2013	Approval	Drawing
6007-PLN-AGE-57-54-6205	Frames and details IV. Structural Steel Frames. South field	Drawing	2	Vendor	GEN-2	6/18/2013	Approval	Drawing
6007-CAL-AGE-57-54-6210	Calc report. Structural Steel Frames. West field	Calculation	5	Vendor	GEN-2	6/18/2013	Approval	Calculation
6007-PLN-AGE-57-54-6240	Cover sheet. Structural Steel Frames. West field	Drawing	2	Vendor	GEN-2	6/18/2013	Approval	Drawing
6007-PLN-AGE-57-54-6241	General notes. Structural Steel Frames. West field	Drawing	4	Vendor	GEN-2	6/18/2013	Approval	Drawing
6007-PLN-AGE-57-54-6242	Frames and details I. Structural Steel Frames. West field	Drawing	4	Vendor	GEN-2	6/18/2013	Approval	Drawing
6007-CAL-AGE-57-54-6230	Calc report. Structural Steel Frames. Far West field	Calculation	5	Vendor	GEN-2	6/18/2013	Approval	Calculation
6007-PLN-AGE-57-54-6280	Cover sheet. Structural Steel Frames. Far West field	Drawing	1	Vendor	GEN-2	6/18/2013	Approval	Drawing
6007-PLN-AGE-57-54-6281	General notes. Structural Steel Frames. Far West field	Drawing	4	Vendor	GEN-2	6/18/2013	Approval	Drawing
6007-PLN-AGE-57-54-6282	Frames and details I. Structural Steel Frames. Far West field	Drawing	4	Vendor	GEN-2	6/18/2013	Approval	Drawing

6007-PLN-AGE-57-54-6283	Frames and details II. Structural Steel Frames. Far West field	Drawing	4	Vendor	GEN-2	6/18/2013	Approval	Drawing
6007-CAL-AGE-57-54-7950	Calc report. Structural Steel Frames. PSV East field	Calculation	4	Vendor	GEN-2	6/18/2013	Approval	Calculation
6007-PLN-AGE-57-54-7950	Cover sheet. Structural Steel Frames. PSV East field	Drawing	1	Vendor	GEN-2	6/18/2013	Approval	Drawing
6007-PLN-AGE-57-54-7951	General notes. Structural Steel Frames. PSV East field	Drawing	3	Vendor	GEN-2	6/18/2013	Approval	Drawing
6007-PLN-AGE-57-54-7952	Frames and details I. Structural Steel Frames. PSV East field	Drawing	2	Vendor	GEN-2	6/18/2013	Approval	Drawing
6007-CAL-AGE-57-54-7960	Calc report. Structural Steel Frames. PSV West field	Calculation	5	Vendor	GEN-2	6/18/2013	Approval	Calculation
6007-PLN-AGE-57-54-7960	Cover sheet. Structural Steel Frames. PSV West field	Drawing	2	Vendor	GEN-2	6/18/2013	Approval	Drawing
6007-PLN-AGE-57-54-7961	General notes. Structural Steel Frames. PSV West field	Drawing	4	Vendor	GEN-2	6/18/2013	Approval	Drawing
6007-PLN-AGE-57-54-7962	Frames and details I. Structural Steel Frames. PSV West field	Drawing	4	Vendor	GEN-2	6/18/2013	Approval	Drawing
6007-CAL-AGE-58-54-6405	Calc report. Structural Steel Frames. South Central Plant	Calculation	4	Vendor	GEN-2	6/18/2013	Approval	Calculation
6007-PLN-AGE-58-54-6400	Cover sheet. Structural Steel Frames. South Central Plant	Drawing	2	Vendor	GEN-2	6/18/2013	Approval	Drawing
6007-PLN-AGE-58-54-6401	General notes. Structural Steel Frames. South Central Plant	Drawing	4	Vendor	GEN-2	6/18/2013	Approval	Drawing
6007-PLN-AGE-58-54-6402	Frames and details I. Structural Steel Frames. South Central Plant	Drawing	3	Vendor	GEN-2	6/18/2013	Approval	Drawing
6007-CAL-AGE-58-54-6410	Calc report. Structural Steel Frames. North Central Plant	Calculation	3	Vendor	GEN-2	6/18/2013	Approval	Calculation
6007-PLN-AGE-58-54-6410	Cover sheet. Structural Steel Frames. North Central Plant	Drawing	4	Vendor	GEN-2	6/18/2013	Approval	Drawing
6007-PLN-AGE-58-54-6411	General notes. Structural Steel Frames. North Central Plant	Drawing	4	Vendor	GEN-2	6/18/2013	Approval	Drawing
6007-PLN-AGE-58-54-6412	Frames and details I. Structural Steel Frames. North Central Plant	Drawing	5	Vendor	GEN-2	6/18/2013	Approval	Drawing
6007-PLN-AGE-58-54-6413	Frames and details II. Structural Steel Frames. North Central Plant	Drawing	5	Vendor	GEN-2	6/18/2013	Approval	Drawing
6007-LIS-AGE-57-65-2001	List of Isometric Drawings	LIst	Rev. 9	Vendor	GEN-2	6/20/2013	Approval	LIst
6007-PLN-AGE-00-02-L010	Site Plan	Drawing	Rev. 8	Vendor	GEN-2	6/20/2013	Approval	Drawing
6007-PLN-AGE-00-02-L001	Solar Field Layout - Alpha Plant	Drawing	Rev. 10	Vendor	GEN-2	6/20/2013	Approval	Drawing
6007-LIS-AGE-57-61-2120	Line list _ Alpha	LIst	Rev. 3	Vendor	GEN-2	6/20/2013	Approval	LIst
NA	Lisega Catalogue for supports	NA	NA	Vendor	GEN-2	6/20/2013	Approval	NA
6007-LIS-AGE-57-63-2504	Support List (Loop SF-Alpha Plant)	LIst	Rev. 2	Vendor	GEN-2	6/20/2013	Approval	LIst
6007-PLN-AGE-57-63-2500	General Mechanical Support	Drawing	Rev. 4	Vendor	GEN-2	6/20/2013	Approval	Drawing
6007-PLN-AGE-57-63-2501	General Mechanical Support	Drawing	Rev. 4	Vendor	GEN-2	6/20/2013	Approval	Drawing
6007-PLN-AGE-57-63-2502	General Mechanical Support	Drawing	Rev. 3	Vendor	GEN-2	6/20/2013	Approval	Drawing
6007-PLN-AGE-57-63-2503	General Mechanical Support	Drawing	Rev. 3	Vendor	GEN-2	6/20/2013	Approval	Drawing
6007-PLN-AGE-57-63-2504	General Mechanical Support	Drawing	Rev. 3	Vendor	GEN-2	6/20/2013	Approval	Drawing
6007-PLN-AGE-57-63-2505	General Mechanical Support	Drawing	Rev. 3	Vendor	GEN-2	6/20/2013	Approval	Drawing
6007-PLN-AGE-57-63-2506	General Mechanical Support	Drawing	Rev. 3	Vendor	GEN-2	6/20/2013	Approval	Drawing
6007-PLN-AGE-57-63-2507	General Mechanical Support	Drawing	Rev. 3	Vendor	GEN-2	6/20/2013	Approval	Drawing
6007-PLN-AGE-57-63-2508	General Mechanical Support	Drawing	Rev. 3	Vendor	GEN-2	6/20/2013	Approval	Drawing
6007-PLN-AGE-57-63-2509	General Mechanical Support	Drawing	Rev. 3	Vendor	GEN-2	6/20/2013	Approval	Drawing
6007-PLN-AGE-57-63-2510	General Mechanical Support	Drawing	Rev. 3	Vendor	GEN-2	6/20/2013	Approval	Drawing
6007-PLN-AGE-57-63-2511	General Mechanical Support	Drawing	Rev. 3	Vendor	GEN-2	6/20/2013	Approval	Drawing
6007-PLN-AGE-57-63-2512	General Mechanical Support	Drawing	Rev. 3	Vendor	GEN-2	6/20/2013	Approval	Drawing
6007-PLN-AGE-57-63-2513	General Mechanical Support	Drawing	Rev. 3	Vendor	GEN-2	6/20/2013	Approval	Drawing
6007-PLN-AGE-57-63-2514	General Mechanical Support	Drawing	Rev. 3	Vendor	GEN-2	6/20/2013	Approval	Drawing
6007-PLN-AGE-57-63-2515	General Mechanical Support	Drawing	Rev. 3	Vendor	GEN-2	6/20/2013	Approval	Drawing
6007-PLN-AGE-57-63-2527	General Mechanical Support	Drawing	Rev. 3	Vendor	GEN-2	6/20/2013	Approval	Drawing
6007-PLN-AGE-57-63-2528	General Mechanical Support	Drawing	Rev. 3	Vendor	GEN-2	6/20/2013	Approval	Drawing
6007-PLN-AGE-57-63-2529	General Mechanical Support	Drawing	Rev. 3	Vendor	GEN-2	6/20/2013	Approval	Drawing
6007-PLN-AGE-57-63-2531	General Mechanical Support	Drawing	Rev. 3	Vendor	GEN-2	6/20/2013	Approval	Drawing
6007-PLN-AGE-57-63-2532	General Mechanical Support	Drawing	Rev. 4	Vendor	GEN-2	6/20/2013	Approval	Drawing
6007-PLN-AGE-57-63-2533	General Mechanical Support	Drawing	Rev. 4	Vendor	GEN-2	6/20/2013	Approval	Drawing
6007-PLN-AGE-57-63-2534	General Mechanical Support	Drawing	Rev. 3	Vendor	GEN-2	6/20/2013	Approval	Drawing
6007-PLN-AGE-57-63-2535	General Mechanical Support	Drawing	Rev. 3	Vendor	GEN-2	6/20/2013	Approval	Drawing
6007-PLN-AGE-57-63-2536	General Mechanical Support	Drawing	Rev. 3	Vendor	GEN-2	6/20/2013	Approval	Drawing
6007-PLN-AGE-57-63-2537	General Mechanical Support	Drawing	Rev. 3	Vendor	GEN-2	6/20/2013	Approval	Drawing
6007-PLN-AGE-57-63-2538	General Mechanical Support	Drawing	Rev. 3	Vendor	GEN-2	6/20/2013	Approval	Drawing
6007-PLN-AGE-57-63-2539	General Mechanical Support	Drawing	Rev. 3	Vendor	GEN-2	6/20/2013	Approval	Drawing
6007-PLN-AGE-57-63-2540	General Mechanical Support	Drawing	Rev. 3	Vendor	GEN-2	6/20/2013	Approval	Drawing
6007-PLN-AGE-57-63-2541	General Mechanical Support	Drawing	Rev. 3	Vendor	GEN-2	6/20/2013	Approval	Drawing
6007-PLN-AGE-57-63-2542	General Mechanical Support	Drawing	Rev. 3	Vendor	GEN-2	6/20/2013	Approval	Drawing
6007-PLN-AGE-57-63-2552	General Mechanical Support	Drawing	Rev. 3	Vendor	GEN-2	6/20/2013	Approval	Drawing
6007-PLN-AGE-57-63-2553	General Mechanical Support	Drawing	Rev. 3	Vendor	GEN-2	6/20/2013	Approval	Drawing
6007-PLN-AGE-57-63-2554	General Mechanical Support	Drawing	Rev. 3	Vendor	GEN-2	6/20/2013	Approval	Drawing
6007-PLN-AGE-57-63-2555	General Mechanical Support	Drawing	Rev. 3	Vendor	GEN-2	6/20/2013	Approval	Drawing
6007-PLN-AGE-57-63-2556	General Mechanical Support	Drawing	Rev. 3	Vendor	GEN-2	6/20/2013	Approval	Drawing
6007-PLN-AGE-57-63-2557	General Mechanical Support	Drawing	Rev. 3	Vendor	GEN-2	6/20/2013	Approval	Drawing
6007-PLN-AGE-57-63-2558	General Mechanical Support	Drawing	Rev. 3	Vendor	GEN-2	6/20/2013	Approval	Drawing
6007-PLN-AGE-57-63-2559	General Mechanical Support	Drawing	Rev. 3	Vendor	GEN-2	6/20/2013	Approval	Drawing
6007-PLN-AGE-57-63-2560	General Mechanical Support	Drawing	Rev. 3	Vendor	GEN-2	6/20/2013	Approval	Drawing
6007-PLN-AGE-57-63-2561	General Mechanical Support	Drawing	Rev. 3	Vendor	GEN-2	6/20/2013	Approval	Drawing
6007-PLN-AGE-57-63-2577	General Mechanical Support	Drawing	Rev. 3	Vendor	GEN-2	6/20/2013	Approval	Drawing
6007-PLN-AGE-57-63-2578	General Mechanical Support	Drawing	Rev. 3	Vendor	GEN-2	6/20/2013	Approval	Drawing
6007-PLN-AGE-57-63-2579	General Mechanical Support	Drawing	Rev. 3	Vendor	GEN-2	6/20/2013	Approval	Drawing
6007-PLN-AGE-57-63-2580	General Mechanical Support	Drawing	Rev. 3	Vendor	GEN-2	6/20/2013	Approval	Drawing
6007-PLN-AGE-57-63-2581	General Mechanical Support	Drawing	Rev. 3	Vendor	GEN-2	6/20/2013	Approval	Drawing
6007-PLN-AGE-57-63-2582	General Mechanical Support	Drawing	Rev. 3	Vendor	GEN-2	6/20/2013	Approval	Drawing
6007-PLN-AGE-57-63-2583	General Mechanical Support	Drawing	Rev. 3	Vendor	GEN-2	6/20/2013	Approval	Drawing
6007-PLN-AGE-57-63-2584	General Mechanical Support	Drawing	Rev. 3	Vendor	GEN-2	6/20/2013	Approval	Drawing
6007-PLN-AGE-57-63-2585	General Mechanical Support	Drawing	Rev. 3	Vendor	GEN-2	6/20/2013	Approval	Drawing
6007-PLN-AGE-57-63-2586	General Mechanical Support	Drawing	Rev. 3	Vendor	GEN-2	6/20/2013	Approval	Drawing
6007-PLN-AGE-57-63-2587	General Mechanical Support	Drawing	Rev. 3	Vendor	GEN-2	6/20/2013	Approval	Drawing
6007-PLN-AGE-57-63-2588	General Mechanical Support	Drawing	Rev. 3	Vendor	GEN-2	6/20/2013	Approval	Drawing
6007-LIS-AGE-57-63-2300	Support List (PSV & Co. Valve SF-Alpha)	LIst	Rev. 0	Vendor	GEN-2	6/20/2013	Approval	LIst
6007-PLN-AGE-57-63-2300	General Mechanical Support	Drawing	Rev. 0	Vendor	GEN-2	6/20/2013	Approval	Drawing
6007-PLN-AGE-57-63-2301	General Mechanical Support	Drawing	Rev. 0	Vendor	GEN-2	6/20/2013	Approval	Drawing
6007-PLN-AGE-57-63-2302	General Mechanical Support	Drawing	Rev. 0	Vendor	GEN-2	6/20/2013	Approval	Drawing
6007-PLN-AGE-57-63-2303	General Mechanical Support	Drawing	Rev. 0	Vendor	GEN-2	6/20/2013	Approval	Drawing
6007-PLN-AGE-57-63-2304	General Mechanical Support	Drawing	Rev. 0	Vendor	GEN-2	6/20/2013	Approval	Drawing
6007-PLN-AGE-57-63-2305	General Mechanical Support	Drawing	Rev. 0	Vendor	GEN-2	6/20/2013	Approval	Drawing
6007-PLN-AGE-57-63-2306	General Mechanical Support	Drawing	Rev. 0	Vendor	GEN-2	6/20/2013	Approval	Drawing
6007-PLN-AGE-57-63-2307	General Mechanical Support	Drawing	Rev. 0	Vendor	GEN-2	6/20/2013	Approval	Drawing
6007-PLN-AGE-57-63-2308	General Mechanical Support	Drawing	Rev. 0	Vendor	GEN-2	6/20/2013	Approval	Drawing
6007-PLN-AGE-57-63-2309	General Mechanical Support	Drawing	Rev. 0	Vendor	GEN-2	6/20/2013	Approval	Drawing
6007-PLN-AGE-57-63-2310	General Mechanical Support	Drawing	Rev. 0	Vendor	GEN-2	6/20/2013	Approval	Drawing
6007-PLN-AGE-57-63-2311	General Mechanical Support	Drawing	Rev. 0	Vendor	GEN-2	6/20/2013	Approval	Drawing
6007-PLN-AGE-57-63-2312	General Mechanical Support	Drawing	Rev. 0	Vendor	GEN-2	6/20/2013	Approval	Drawing
6007-LIS-AGE-57-63-2001	Support List (Solar Field-Alpha Plant)	LIst	Rev. 2	Vendor	GEN-2	6/20/2013	Approval	LIst
6007-LIS-AGE-57-63-2002	Support List (Solar Field-Alpha Plant)	LIst	Rev. 1	Vendor	GEN-2	6/20/2013	Approval	LIst

6007-LIS-AGE-57-63-2003	Support List (Solar Field-Alpha Plant)	LIst	Rev. 2	Vendor	GEN-2	6/20/2013	Approval	LIst
6007-LIS-AGE-57-63-2004	Support List (Solar Field-Alpha Plant)	LIst	Rev. 4	Vendor	GEN-2	6/20/2013	Approval	LIst
6007-LIS-AGE-57-63-2301	Support List (Solar Field-Alpha Plant)	LIst	Rev. 1	Vendor	GEN-2	6/20/2013	Approval	LIst
6007-PLN-AGE-57-63-2050	HTF pipe Atypical Support (SF-Alpha)	Drawing	Rev. 8	Vendor	GEN-2	6/20/2013	Approval	Drawing
6007-LIS-AGE-57-65-6003	List of Isometric Drawings	LIst	Rev. 3	Vendor	GEN-2	6/20/2013	Approval	LIst
6007-PLN-AGE-00-02-L010	Site Plan	Drawing	Rev. 8	Vendor	GEN-2	6/20/2013	Approval	Drawing
6007-PLN-AGE-00-02-L002	Solar Field Layout - Beta Plant	Drawing	Rev. 10	Vendor	GEN-2	6/20/2013	Approval	Drawing
6007-LIS-AGE-57-61-6120	Line list _ Beta	LIst	Rev. 2	Vendor	GEN-2	6/20/2013	Approval	LIst
NA	Lisega Catalogue for supports	NA	NA	Vendor	GEN-2	6/20/2013	Approval	NA
6007-LIS-AGE-57-63-6504	Support List (Loop SF-Beta Plant)	LIst	Rev. 4	Vendor	GEN-2	6/20/2013	Approval	LIst
6007-PLN-AGE-57-63-6500	General Mechanical Support	Drawing	Rev. 4	Vendor	GEN-2	6/20/2013	Approval	Drawing
6007-PLN-AGE-57-63-6501	General Mechanical Support	Drawing	Rev. 4	Vendor	GEN-2	6/20/2013	Approval	Drawing
6007-PLN-AGE-57-63-6502	General Mechanical Support	Drawing	Rev. 4	Vendor	GEN-2	6/20/2013	Approval	Drawing
6007-PLN-AGE-57-63-6503	General Mechanical Support	Drawing	Rev. 4	Vendor	GEN-2	6/20/2013	Approval	Drawing
6007-PLN-AGE-57-63-6504	General Mechanical Support	Drawing	Rev. 4	Vendor	GEN-2	6/20/2013	Approval	Drawing
6007-PLN-AGE-57-63-6505	General Mechanical Support	Drawing	Rev. 3	Vendor	GEN-2	6/20/2013	Approval	Drawing
6007-PLN-AGE-57-63-6506	General Mechanical Support	Drawing	Rev. 3	Vendor	GEN-2	6/20/2013	Approval	Drawing
6007-PLN-AGE-57-63-6507	General Mechanical Support	Drawing	Rev. 3	Vendor	GEN-2	6/20/2013	Approval	Drawing
6007-PLN-AGE-57-63-6508	General Mechanical Support	Drawing	Rev. 3	Vendor	GEN-2	6/20/2013	Approval	Drawing
6007-PLN-AGE-57-63-6509	General Mechanical Support	Drawing	Rev. 3	Vendor	GEN-2	6/20/2013	Approval	Drawing
6007-PLN-AGE-57-63-6527	General Mechanical Support	Drawing	Rev. 4	Vendor	GEN-2	6/20/2013	Approval	Drawing
6007-PLN-AGE-57-63-6528	General Mechanical Support	Drawing	Rev. 4	Vendor	GEN-2	6/20/2013	Approval	Drawing
6007-PLN-AGE-57-63-6529	General Mechanical Support	Drawing	Rev. 4	Vendor	GEN-2	6/20/2013	Approval	Drawing
6007-PLN-AGE-57-63-6530	General Mechanical Support	Drawing	Rev. 4	Vendor	GEN-2	6/20/2013	Approval	Drawing
6007-PLN-AGE-57-63-6552	General Mechanical Support	Drawing	Rev. 4	Vendor	GEN-2	6/20/2013	Approval	Drawing
6007-PLN-AGE-57-63-6553	General Mechanical Support	Drawing	Rev. 4	Vendor	GEN-2	6/20/2013	Approval	Drawing
6007-PLN-AGE-57-63-6554	General Mechanical Support	Drawing	Rev. 4	Vendor	GEN-2	6/20/2013	Approval	Drawing
6007-PLN-AGE-57-63-6555	General Mechanical Support	Drawing	Rev. 4	Vendor	GEN-2	6/20/2013	Approval	Drawing
6007-PLN-AGE-57-63-6556	General Mechanical Support	Drawing	Rev. 3	Vendor	GEN-2	6/20/2013	Approval	Drawing
6007-PLN-AGE-57-63-6557	General Mechanical Support	Drawing	Rev. 3	Vendor	GEN-2	6/20/2013	Approval	Drawing
6007-PLN-AGE-57-63-6558	General Mechanical Support	Drawing	Rev. 3	Vendor	GEN-2	6/20/2013	Approval	Drawing
6007-PLN-AGE-57-63-6559	General Mechanical Support	Drawing	Rev. 3	Vendor	GEN-2	6/20/2013	Approval	Drawing
6007-PLN-AGE-57-63-6577	General Mechanical Support	Drawing	Rev. 3	Vendor	GEN-2	6/20/2013	Approval	Drawing
6007-PLN-AGE-57-63-6578	General Mechanical Support	Drawing	Rev. 3	Vendor	GEN-2	6/20/2013	Approval	Drawing
6007-PLN-AGE-57-63-6579	General Mechanical Support	Drawing	Rev. 3	Vendor	GEN-2	6/20/2013	Approval	Drawing
6007-PLN-AGE-57-63-6580	General Mechanical Support	Drawing	Rev. 3	Vendor	GEN-2	6/20/2013	Approval	Drawing
6007-PLN-AGE-57-63-6600	General Mechanical Support	Drawing	Rev. 3	Vendor	GEN-2	6/20/2013	Approval	Drawing
6007-PLN-AGE-57-63-6601	General Mechanical Support	Drawing	Rev. 3	Vendor	GEN-2	6/20/2013	Approval	Drawing
6007-PLN-AGE-57-63-6602	General Mechanical Support	Drawing	Rev. 3	Vendor	GEN-2	6/20/2013	Approval	Drawing
6007-PLN-AGE-57-63-6603	General Mechanical Support	Drawing	Rev. 3	Vendor	GEN-2	6/20/2013	Approval	Drawing
6007-PLN-AGE-57-63-6604	General Mechanical Support	Drawing	Rev. 3	Vendor	GEN-2	6/20/2013	Approval	Drawing
6007-PLN-AGE-57-63-6605	General Mechanical Support	Drawing	Rev. 4	Vendor	GEN-2	6/20/2013	Approval	Drawing
6007-PLN-AGE-57-63-6606	General Mechanical Support	Drawing	Rev. 2	Vendor	GEN-2	6/20/2013	Approval	Drawing
6007-PLN-AGE-57-63-6607	General Mechanical Support	Drawing	Rev. 2	Vendor	GEN-2	6/20/2013	Approval	Drawing
6007-PLN-AGE-57-63-6608	General Mechanical Support	Drawing	Rev. 1	Vendor	GEN-2	6/20/2013	Approval	Drawing
6007-PLN-AGE-57-63-6625	General Mechanical Support	Drawing	Rev. 6	Vendor	GEN-2	6/20/2013	Approval	Drawing
6007-PLN-AGE-57-63-6626	General Mechanical Support	Drawing	Rev. 6	Vendor	GEN-2	6/20/2013	Approval	Drawing
6007-PLN-AGE-57-63-6627	General Mechanical Support	Drawing	Rev. 5	Vendor	GEN-2	6/20/2013	Approval	Drawing
6007-PLN-AGE-57-63-6628	General Mechanical Support	Drawing	Rev. 5	Vendor	GEN-2	6/20/2013	Approval	Drawing
6007-PLN-AGE-57-63-6629	General Mechanical Support	Drawing	Rev. 3	Vendor	GEN-2	6/20/2013	Approval	Drawing
6007-PLN-AGE-57-63-6630	General Mechanical Support	Drawing	Rev. 4	Vendor	GEN-2	6/20/2013	Approval	Drawing
6007-PLN-AGE-57-63-6650	General Mechanical Support	Drawing	Rev. 5	Vendor	GEN-2	6/20/2013	Approval	Drawing
6007-PLN-AGE-57-63-6651	General Mechanical Support	Drawing	Rev. 5	Vendor	GEN-2	6/20/2013	Approval	Drawing
6007-PLN-AGE-57-63-6652	General Mechanical Support	Drawing	Rev. 5	Vendor	GEN-2	6/20/2013	Approval	Drawing
6007-PLN-AGE-57-63-6653	General Mechanical Support	Drawing	Rev. 5	Vendor	GEN-2	6/20/2013	Approval	Drawing
6007-PLN-AGE-57-63-6654	General Mechanical Support	Drawing	Rev. 4	Vendor	GEN-2	6/20/2013	Approval	Drawing
6007-PLN-AGE-57-63-6655	General Mechanical Support	Drawing	Rev. 2	Vendor	GEN-2	6/20/2013	Approval	Drawing
6007-PLN-AGE-57-63-6656	General Mechanical Support	Drawing	Rev. 2	Vendor	GEN-2	6/20/2013	Approval	Drawing
6007-PLN-AGE-57-63-6657	General Mechanical Support	Drawing	Rev. 1	Vendor	GEN-2	6/20/2013	Approval	Drawing
6007-PLN-AGE-57-63-6658	General Mechanical Support	Drawing	Rev. 1	Vendor	GEN-2	6/20/2013	Approval	Drawing
6007-PLN-AGE-57-63-6659	General Mechanical Support	Drawing	Rev. 1	Vendor	GEN-2	6/20/2013	Approval	Drawing
6007-PLN-AGE-57-63-6660	General Mechanical Support	Drawing	Rev. 1	Vendor	GEN-2	6/20/2013	Approval	Drawing
6007-PLN-AGE-57-63-6661	General Mechanical Support	Drawing	Rev. 1	Vendor	GEN-2	6/20/2013	Approval	Drawing
6007-LIS-AGE-57-63-6300	Support List (PSV & Co. Valve SF-Beta)	LIst	Rev. 0	Vendor	GEN-2	6/20/2013	Approval	LIst
6007-PLN-AGE-57-63-6300	General Mechanical Support	Drawing	Rev. 0	Vendor	GEN-2	6/20/2013	Approval	Drawing
6007-PLN-AGE-57-63-6301	General Mechanical Support	Drawing	Rev. 0	Vendor	GEN-2	6/20/2013	Approval	Drawing
6007-PLN-AGE-57-63-6302	General Mechanical Support	Drawing	Rev. 0	Vendor	GEN-2	6/20/2013	Approval	Drawing
6007-PLN-AGE-57-63-6303	General Mechanical Support	Drawing	Rev. 0	Vendor	GEN-2	6/20/2013	Approval	Drawing
6007-PLN-AGE-57-63-6304	General Mechanical Support	Drawing	Rev. 0	Vendor	GEN-2	6/20/2013	Approval	Drawing
6007-PLN-AGE-57-63-6305	General Mechanical Support	Drawing	Rev. 0	Vendor	GEN-2	6/20/2013	Approval	Drawing
6007-PLN-AGE-57-63-6306	General Mechanical Support	Drawing	Rev. 0	Vendor	GEN-2	6/20/2013	Approval	Drawing
6007-PLN-AGE-57-63-6307	General Mechanical Support	Drawing	Rev. 0	Vendor	GEN-2	6/20/2013	Approval	Drawing
6007-PLN-AGE-57-63-6308	General Mechanical Support	Drawing	Rev. 0	Vendor	GEN-2	6/20/2013	Approval	Drawing
6007-PLN-AGE-57-63-6309	General Mechanical Support	Drawing	Rev. 0	Vendor	GEN-2	6/20/2013	Approval	Drawing
6007-PLN-AGE-57-63-6310	General Mechanical Support	Drawing	Rev. 0	Vendor	GEN-2	6/20/2013	Approval	Drawing
6007-LIS-AGE-57-63-6001	Support List (Solar Field-Beta Plant)	LIst	Rev. 3	Vendor	GEN-2	6/20/2013	Approval	LIst
6007-LIS-AGE-57-63-6002	Support List (Solar Field-Beta Plant)	LIst	Rev. 2	Vendor	GEN-2	6/20/2013	Approval	LIst
6007-LIS-AGE-57-63-6003	Support List (Solar Field-Beta Plant)	LIst	Rev. 3	Vendor	GEN-2	6/20/2013	Approval	LIst
6007-LIS-AGE-57-63-6004	Support List (Solar Field-Beta Plant)	LIst	Rev. 1	Vendor	GEN-2	6/20/2013	Approval	LIst
6007-LIS-AGE-57-63-6301	Support List (Solar Field-Beta Plant)	LIst	Rev. 0	Vendor	GEN-2	6/20/2013	Approval	LIst
6007-PLN-AGE-57-63-6050	HTF pipe Atypical Support (SF-Beta)	Drawing	Rev. 6	Vendor	GEN-2	6/20/2013	Approval	Drawing
6007-LIS-AGE-57-65-2001	List of Isometric Drawings	LIst	Rev. 9	Vendor	GEN-2	6/20/2013	Approval	LIst
6007-PLN-AGE-00-02-L010	Site Plan	Drawing	Rev. 8	Vendor	GEN-2	6/20/2013	Approval	Drawing
6007-PLN-AGE-00-02-L001	Solar Field Layout - Alpha Plant	Drawing	Rev. 10	Vendor	GEN-2	6/20/2013	Approval	Drawing
6007-LIS-AGE-57-61-2120	Line list _ Alpha	LIst	Rev. 3	Vendor	GEN-2	6/20/2013	Approval	LIst
NA	Lisega Catalogue for supports	Letter	NA	Vendor	GEN-2	6/20/2013	Approval	NA
6007-LIS-AGE-57-63-2504	Support List (Loop SF-Alpha Plant)	LIst	Rev. 2	Vendor	GEN-2	6/20/2013	Approval	LIst
6007-PLN-AGE-57-63-2500	General Mechanical Support	Drawing	Rev. 4	Vendor	GEN-2	6/20/2013	Approval	Drawing
6007-PLN-AGE-57-63-2501	General Mechanical Support	Drawing	Rev. 4	Vendor	GEN-2	6/20/2013	Approval	Drawing
6007-PLN-AGE-57-63-2502	General Mechanical Support	Drawing	Rev. 3	Vendor	GEN-2	6/20/2013	Approval	Drawing
6007-PLN-AGE-57-63-2503	General Mechanical Support	Drawing	Rev. 3	Vendor	GEN-2	6/20/2013	Approval	Drawing
6007-PLN-AGE-57-63-2504	General Mechanical Support	Drawing	Rev. 3	Vendor	GEN-2	6/20/2013	Approval	Drawing
6007-PLN-AGE-57-63-2505	General Mechanical Support	Drawing	Rev. 3	Vendor	GEN-2	6/20/2013	Approval	Drawing

6007-PLN-AGE-57-63-2506	General Mechanical Support	Drawing	Rev. 3	Vendor	GEN-2	6/20/2013	Approval	Drawing
6007-PLN-AGE-57-63-2507	General Mechanical Support	Drawing	Rev. 3	Vendor	GEN-2	6/20/2013	Approval	Drawing
6007-PLN-AGE-57-63-2508	General Mechanical Support	Drawing	Rev. 3	Vendor	GEN-2	6/20/2013	Approval	Drawing
6007-PLN-AGE-57-63-2509	General Mechanical Support	Drawing	Rev. 3	Vendor	GEN-2	6/20/2013	Approval	Drawing
6007-PLN-AGE-57-63-2510	General Mechanical Support	Drawing	Rev. 3	Vendor	GEN-2	6/20/2013	Approval	Drawing
6007-PLN-AGE-57-63-2511	General Mechanical Support	Drawing	Rev. 3	Vendor	GEN-2	6/20/2013	Approval	Drawing
6007-PLN-AGE-57-63-2512	General Mechanical Support	Drawing	Rev. 3	Vendor	GEN-2	6/20/2013	Approval	Drawing
6007-PLN-AGE-57-63-2513	General Mechanical Support	Drawing	Rev. 3	Vendor	GEN-2	6/20/2013	Approval	Drawing
6007-PLN-AGE-57-63-2514	General Mechanical Support	Drawing	Rev. 3	Vendor	GEN-2	6/20/2013	Approval	Drawing
6007-PLN-AGE-57-63-2515	General Mechanical Support	Drawing	Rev. 3	Vendor	GEN-2	6/20/2013	Approval	Drawing
6007-PLN-AGE-57-63-2527	General Mechanical Support	Drawing	Rev. 3	Vendor	GEN-2	6/20/2013	Approval	Drawing
6007-PLN-AGE-57-63-2528	General Mechanical Support	Drawing	Rev. 3	Vendor	GEN-2	6/20/2013	Approval	Drawing
6007-PLN-AGE-57-63-2529	General Mechanical Support	Drawing	Rev. 3	Vendor	GEN-2	6/20/2013	Approval	Drawing
6007-PLN-AGE-57-63-2531	General Mechanical Support	Drawing	Rev. 3	Vendor	GEN-2	6/20/2013	Approval	Drawing
6007-PLN-AGE-57-63-2532	General Mechanical Support	Drawing	Rev. 4	Vendor	GEN-2	6/20/2013	Approval	Drawing
6007-PLN-AGE-57-63-2533	General Mechanical Support	Drawing	Rev. 4	Vendor	GEN-2	6/20/2013	Approval	Drawing
6007-PLN-AGE-57-63-2534	General Mechanical Support	Drawing	Rev. 3	Vendor	GEN-2	6/20/2013	Approval	Drawing
6007-PLN-AGE-57-63-2535	General Mechanical Support	Drawing	Rev. 3	Vendor	GEN-2	6/20/2013	Approval	Drawing
6007-PLN-AGE-57-63-2536	General Mechanical Support	Drawing	Rev. 3	Vendor	GEN-2	6/20/2013	Approval	Drawing
6007-PLN-AGE-57-63-2537	General Mechanical Support	Drawing	Rev. 3	Vendor	GEN-2	6/20/2013	Approval	Drawing
6007-PLN-AGE-57-63-2538	General Mechanical Support	Drawing	Rev. 3	Vendor	GEN-2	6/20/2013	Approval	Drawing
6007-PLN-AGE-57-63-2539	General Mechanical Support	Drawing	Rev. 3	Vendor	GEN-2	6/20/2013	Approval	Drawing
6007-PLN-AGE-57-63-2540	General Mechanical Support	Drawing	Rev. 3	Vendor	GEN-2	6/20/2013	Approval	Drawing
6007-PLN-AGE-57-63-2541	General Mechanical Support	Drawing	Rev. 3	Vendor	GEN-2	6/20/2013	Approval	Drawing
6007-PLN-AGE-57-63-2542	General Mechanical Support	Drawing	Rev. 3	Vendor	GEN-2	6/20/2013	Approval	Drawing
6007-PLN-AGE-57-63-2552	General Mechanical Support	Drawing	Rev. 3	Vendor	GEN-2	6/20/2013	Approval	Drawing
6007-PLN-AGE-57-63-2553	General Mechanical Support	Drawing	Rev. 3	Vendor	GEN-2	6/20/2013	Approval	Drawing
6007-PLN-AGE-57-63-2554	General Mechanical Support	Drawing	Rev. 3	Vendor	GEN-2	6/20/2013	Approval	Drawing
6007-PLN-AGE-57-63-2555	General Mechanical Support	Drawing	Rev. 3	Vendor	GEN-2	6/20/2013	Approval	Drawing
6007-PLN-AGE-57-63-2556	General Mechanical Support	Drawing	Rev. 3	Vendor	GEN-2	6/20/2013	Approval	Drawing
6007-PLN-AGE-57-63-2557	General Mechanical Support	Drawing	Rev. 3	Vendor	GEN-2	6/20/2013	Approval	Drawing
6007-PLN-AGE-57-63-2558	General Mechanical Support	Drawing	Rev. 3	Vendor	GEN-2	6/20/2013	Approval	Drawing
6007-PLN-AGE-57-63-2559	General Mechanical Support	Drawing	Rev. 3	Vendor	GEN-2	6/20/2013	Approval	Drawing
6007-PLN-AGE-57-63-2560	General Mechanical Support	Drawing	Rev. 3	Vendor	GEN-2	6/20/2013	Approval	Drawing
6007-PLN-AGE-57-63-2561	General Mechanical Support	Drawing	Rev. 3	Vendor	GEN-2	6/20/2013	Approval	Drawing
6007-PLN-AGE-57-63-2577	General Mechanical Support	Drawing	Rev. 3	Vendor	GEN-2	6/20/2013	Approval	Drawing
6007-PLN-AGE-57-63-2578	General Mechanical Support	Drawing	Rev. 3	Vendor	GEN-2	6/20/2013	Approval	Drawing
6007-PLN-AGE-57-63-2579	General Mechanical Support	Drawing	Rev. 3	Vendor	GEN-2	6/20/2013	Approval	Drawing
6007-PLN-AGE-57-63-2580	General Mechanical Support	Drawing	Rev. 3	Vendor	GEN-2	6/20/2013	Approval	Drawing
6007-PLN-AGE-57-63-2581	General Mechanical Support	Drawing	Rev. 3	Vendor	GEN-2	6/20/2013	Approval	Drawing
6007-PLN-AGE-57-63-2582	General Mechanical Support	Drawing	Rev. 3	Vendor	GEN-2	6/20/2013	Approval	Drawing
6007-PLN-AGE-57-63-2583	General Mechanical Support	Drawing	Rev. 3	Vendor	GEN-2	6/20/2013	Approval	Drawing
6007-PLN-AGE-57-63-2584	General Mechanical Support	Drawing	Rev. 3	Vendor	GEN-2	6/20/2013	Approval	Drawing
6007-PLN-AGE-57-63-2585	General Mechanical Support	Drawing	Rev. 3	Vendor	GEN-2	6/20/2013	Approval	Drawing
6007-PLN-AGE-57-63-2586	General Mechanical Support	Drawing	Rev. 3	Vendor	GEN-2	6/20/2013	Approval	Drawing
6007-PLN-AGE-57-63-2587	General Mechanical Support	Drawing	Rev. 3	Vendor	GEN-2	6/20/2013	Approval	Drawing
6007-PLN-AGE-57-63-2588	General Mechanical Support	Drawing	Rev. 3	Vendor	GEN-2	6/20/2013	Approval	Drawing
6007-LIS-AGE-57-63-2300	Support List (PSV & Co. Valve SF-Alpha)	List	Rev. 0	Vendor	GEN-2	6/20/2013	Approval	List
6007-PLN-AGE-57-63-2300	General Mechanical Support	Drawing	Rev. 0	Vendor	GEN-2	6/20/2013	Approval	Drawing
6007-PLN-AGE-57-63-2301	General Mechanical Support	Drawing	Rev. 0	Vendor	GEN-2	6/20/2013	Approval	Drawing
6007-PLN-AGE-57-63-2302	General Mechanical Support	Drawing	Rev. 0	Vendor	GEN-2	6/20/2013	Approval	Drawing
6007-PLN-AGE-57-63-2303	General Mechanical Support	Drawing	Rev. 0	Vendor	GEN-2	6/20/2013	Approval	Drawing
6007-PLN-AGE-57-63-2304	General Mechanical Support	Drawing	Rev. 0	Vendor	GEN-2	6/20/2013	Approval	Drawing
6007-PLN-AGE-57-63-2305	General Mechanical Support	Drawing	Rev. 0	Vendor	GEN-2	6/20/2013	Approval	Drawing
6007-PLN-AGE-57-63-2306	General Mechanical Support	Drawing	Rev. 0	Vendor	GEN-2	6/20/2013	Approval	Drawing
6007-PLN-AGE-57-63-2307	General Mechanical Support	Drawing	Rev. 0	Vendor	GEN-2	6/20/2013	Approval	Drawing
6007-PLN-AGE-57-63-2308	General Mechanical Support	Drawing	Rev. 0	Vendor	GEN-2	6/20/2013	Approval	Drawing
6007-PLN-AGE-57-63-2309	General Mechanical Support	Drawing	Rev. 0	Vendor	GEN-2	6/20/2013	Approval	Drawing
6007-PLN-AGE-57-63-2310	General Mechanical Support	Drawing	Rev. 0	Vendor	GEN-2	6/20/2013	Approval	Drawing
6007-PLN-AGE-57-63-2311	General Mechanical Support	Drawing	Rev. 0	Vendor	GEN-2	6/20/2013	Approval	Drawing
6007-PLN-AGE-57-63-2312	General Mechanical Support	Drawing	Rev. 0	Vendor	GEN-2	6/20/2013	Approval	Drawing
6007-LIS-AGE-57-63-2001	Support List (Solar Field-Alpha Plant)	List	Rev. 2	Vendor	GEN-2	6/20/2013	Approval	List
6007-LIS-AGE-57-63-2002	Support List (Solar Field-Alpha Plant)	List	Rev. 1	Vendor	GEN-2	6/20/2013	Approval	List
6007-LIS-AGE-57-63-2003	Support List (Solar Field-Alpha Plant)	List	Rev. 2	Vendor	GEN-2	6/20/2013	Approval	List
6007-LIS-AGE-57-63-2004	Support List (Solar Field-Alpha Plant)	List	Rev. 4	Vendor	GEN-2	6/20/2013	Approval	List
6007-LIS-AGE-57-63-2301	Support List (Solar Field-Alpha Plant)	List	Rev. 1	Vendor	GEN-2	6/20/2013	Approval	List
6007-PLN-AGE-57-63-2050	HTF pipe Atypical Support (SF-Alpha)	Drawing	Rev. 8	Vendor	GEN-2	6/20/2013	Approval	Drawing
6007-LIS-AGE-57-65-2001	List of Isometric Drawings	List	Rev. 9	Vendor	GEN-2	6/20/2013	Approval	List
6007-PLN-AGE-00-02-L010	Site Plan	Drawing	Rev. 8	Vendor	GEN-2	6/20/2013	Approval	Drawing
6007-PLN-AGE-00-02-L001	Solar Field Layout - Alpha Plant	Drawing	Rev. 10	Vendor	GEN-2	6/20/2013	Approval	Drawing
6007-LIS-AGE-57-61-2120	Line list _ Alpha	List	Rev. 3	Vendor	GEN-2	6/20/2013	Approval	List
letter	Lisega Catalogue for supports	letter		Vendor	GEN-2	6/20/2013	Approval	letter
6007-LIS-AGE-57-63-2504	Support List (Loop SF-Alpha Plant)	List	Rev. 2	Vendor	GEN-2	6/20/2013	Approval	List
6007-PLN-AGE-57-63-2500	General Mechanical Support	Drawing	Rev. 4	Vendor	GEN-2	6/20/2013	Approval	Drawing
6007-PLN-AGE-57-63-2501	General Mechanical Support	Drawing	Rev. 4	Vendor	GEN-2	6/20/2013	Approval	Drawing
6007-PLN-AGE-57-63-2502	General Mechanical Support	Drawing	Rev. 3	Vendor	GEN-2	6/20/2013	Approval	Drawing
6007-PLN-AGE-57-63-2503	General Mechanical Support	Drawing	Rev. 3	Vendor	GEN-2	6/20/2013	Approval	Drawing
6007-PLN-AGE-57-63-2504	General Mechanical Support	Drawing	Rev. 3	Vendor	GEN-2	6/20/2013	Approval	Drawing
6007-PLN-AGE-57-63-2505	General Mechanical Support	Drawing	Rev. 3	Vendor	GEN-2	6/20/2013	Approval	Drawing
6007-PLN-AGE-57-63-2506	General Mechanical Support	Drawing	Rev. 3	Vendor	GEN-2	6/20/2013	Approval	Drawing
6007-PLN-AGE-57-63-2507	General Mechanical Support	Drawing	Rev. 3	Vendor	GEN-2	6/20/2013	Approval	Drawing
6007-PLN-AGE-57-63-2508	General Mechanical Support	Drawing	Rev. 3	Vendor	GEN-2	6/20/2013	Approval	Drawing
6007-PLN-AGE-57-63-2509	General Mechanical Support	Drawing	Rev. 3	Vendor	GEN-2	6/20/2013	Approval	Drawing
6007-PLN-AGE-57-63-2510	General Mechanical Support	Drawing	Rev. 3	Vendor	GEN-2	6/20/2013	Approval	Drawing
6007-PLN-AGE-57-63-2511	General Mechanical Support	Drawing	Rev. 3	Vendor	GEN-2	6/20/2013	Approval	Drawing
6007-PLN-AGE-57-63-2512	General Mechanical Support	Drawing	Rev. 3	Vendor	GEN-2	6/20/2013	Approval	Drawing
6007-PLN-AGE-57-63-2513	General Mechanical Support	Drawing	Rev. 3	Vendor	GEN-2	6/20/2013	Approval	Drawing
6007-PLN-AGE-57-63-2514	General Mechanical Support	Drawing	Rev. 3	Vendor	GEN-2	6/20/2013	Approval	Drawing
6007-PLN-AGE-57-63-2515	General Mechanical Support	Drawing	Rev. 3	Vendor	GEN-2	6/20/2013	Approval	Drawing
6007-PLN-AGE-57-63-2527	General Mechanical Support	Drawing	Rev. 3	Vendor	GEN-2	6/20/2013	Approval	Drawing
6007-PLN-AGE-57-63-2528	General Mechanical Support	Drawing	Rev. 3	Vendor	GEN-2	6/20/2013	Approval	Drawing
6007-PLN-AGE-57-63-2529	General Mechanical Support	Drawing	Rev. 3	Vendor	GEN-2	6/20/2013	Approval	Drawing
6007-PLN-AGE-57-63-2531	General Mechanical Support	Drawing	Rev. 3	Vendor	GEN-2	6/20/2013	Approval	Drawing

6007-PLN-AGE-57-63-2532	General Mechanical Support	Drawing	Rev. 4	Vendor	GEN-2	6/20/2013	Approval	Drawing
6007-PLN-AGE-57-63-2533	General Mechanical Support	Drawing	Rev. 4	Vendor	GEN-2	6/20/2013	Approval	Drawing
6007-PLN-AGE-57-63-2534	General Mechanical Support	Drawing	Rev. 3	Vendor	GEN-2	6/20/2013	Approval	Drawing
6007-PLN-AGE-57-63-2535	General Mechanical Support	Drawing	Rev. 3	Vendor	GEN-2	6/20/2013	Approval	Drawing
6007-PLN-AGE-57-63-2536	General Mechanical Support	Drawing	Rev. 3	Vendor	GEN-2	6/20/2013	Approval	Drawing
6007-PLN-AGE-57-63-2537	General Mechanical Support	Drawing	Rev. 3	Vendor	GEN-2	6/20/2013	Approval	Drawing
6007-PLN-AGE-57-63-2538	General Mechanical Support	Drawing	Rev. 3	Vendor	GEN-2	6/20/2013	Approval	Drawing
6007-PLN-AGE-57-63-2539	General Mechanical Support	Drawing	Rev. 3	Vendor	GEN-2	6/20/2013	Approval	Drawing
6007-PLN-AGE-57-63-2540	General Mechanical Support	Drawing	Rev. 3	Vendor	GEN-2	6/20/2013	Approval	Drawing
6007-PLN-AGE-57-63-2541	General Mechanical Support	Drawing	Rev. 3	Vendor	GEN-2	6/20/2013	Approval	Drawing
6007-PLN-AGE-57-63-2542	General Mechanical Support	Drawing	Rev. 3	Vendor	GEN-2	6/20/2013	Approval	Drawing
6007-PLN-AGE-57-63-2552	General Mechanical Support	Drawing	Rev. 3	Vendor	GEN-2	6/20/2013	Approval	Drawing
6007-PLN-AGE-57-63-2553	General Mechanical Support	Drawing	Rev. 3	Vendor	GEN-2	6/20/2013	Approval	Drawing
6007-PLN-AGE-57-63-2554	General Mechanical Support	Drawing	Rev. 3	Vendor	GEN-2	6/20/2013	Approval	Drawing
6007-PLN-AGE-57-63-2555	General Mechanical Support	Drawing	Rev. 3	Vendor	GEN-2	6/20/2013	Approval	Drawing
6007-PLN-AGE-57-63-2556	General Mechanical Support	Drawing	Rev. 3	Vendor	GEN-2	6/20/2013	Approval	Drawing
6007-PLN-AGE-57-63-2557	General Mechanical Support	Drawing	Rev. 3	Vendor	GEN-2	6/20/2013	Approval	Drawing
6007-PLN-AGE-57-63-2558	General Mechanical Support	Drawing	Rev. 3	Vendor	GEN-2	6/20/2013	Approval	Drawing
6007-PLN-AGE-57-63-2559	General Mechanical Support	Drawing	Rev. 3	Vendor	GEN-2	6/20/2013	Approval	Drawing
6007-PLN-AGE-57-63-2560	General Mechanical Support	Drawing	Rev. 3	Vendor	GEN-2	6/20/2013	Approval	Drawing
6007-PLN-AGE-57-63-2561	General Mechanical Support	Drawing	Rev. 3	Vendor	GEN-2	6/20/2013	Approval	Drawing
6007-PLN-AGE-57-63-2577	General Mechanical Support	Drawing	Rev. 3	Vendor	GEN-2	6/20/2013	Approval	Drawing
6007-PLN-AGE-57-63-2578	General Mechanical Support	Drawing	Rev. 3	Vendor	GEN-2	6/20/2013	Approval	Drawing
6007-PLN-AGE-57-63-2579	General Mechanical Support	Drawing	Rev. 3	Vendor	GEN-2	6/20/2013	Approval	Drawing
6007-PLN-AGE-57-63-2580	General Mechanical Support	Drawing	Rev. 3	Vendor	GEN-2	6/20/2013	Approval	Drawing
6007-PLN-AGE-57-63-2581	General Mechanical Support	Drawing	Rev. 3	Vendor	GEN-2	6/20/2013	Approval	Drawing
6007-PLN-AGE-57-63-2582	General Mechanical Support	Drawing	Rev. 3	Vendor	GEN-2	6/20/2013	Approval	Drawing
6007-PLN-AGE-57-63-2583	General Mechanical Support	Drawing	Rev. 3	Vendor	GEN-2	6/20/2013	Approval	Drawing
6007-PLN-AGE-57-63-2584	General Mechanical Support	Drawing	Rev. 3	Vendor	GEN-2	6/20/2013	Approval	Drawing
6007-PLN-AGE-57-63-2585	General Mechanical Support	Drawing	Rev. 3	Vendor	GEN-2	6/20/2013	Approval	Drawing
6007-PLN-AGE-57-63-2586	General Mechanical Support	Drawing	Rev. 3	Vendor	GEN-2	6/20/2013	Approval	Drawing
6007-PLN-AGE-57-63-2587	General Mechanical Support	Drawing	Rev. 3	Vendor	GEN-2	6/20/2013	Approval	Drawing
6007-PLN-AGE-57-63-2588	General Mechanical Support	Drawing	Rev. 3	Vendor	GEN-2	6/20/2013	Approval	Drawing
6007-LIS-AGE-57-63-2300	Support List (PSV & Co. Valve SF-Alpha)	LIst	Rev. 0	Vendor	GEN-2	6/20/2013	Approval	LIst
6007-PLN-AGE-57-63-2300	General Mechanical Support	Drawing	Rev. 0	Vendor	GEN-2	6/20/2013	Approval	Drawing
6007-PLN-AGE-57-63-2301	General Mechanical Support	Drawing	Rev. 0	Vendor	GEN-2	6/20/2013	Approval	Drawing
6007-PLN-AGE-57-63-2302	General Mechanical Support	Drawing	Rev. 0	Vendor	GEN-2	6/20/2013	Approval	Drawing
6007-PLN-AGE-57-63-2303	General Mechanical Support	Drawing	Rev. 0	Vendor	GEN-2	6/20/2013	Approval	Drawing
6007-PLN-AGE-57-63-2304	General Mechanical Support	Drawing	Rev. 0	Vendor	GEN-2	6/20/2013	Approval	Drawing
6007-PLN-AGE-57-63-2305	General Mechanical Support	Drawing	Rev. 0	Vendor	GEN-2	6/20/2013	Approval	Drawing
6007-PLN-AGE-57-63-2306	General Mechanical Support	Drawing	Rev. 0	Vendor	GEN-2	6/20/2013	Approval	Drawing
6007-PLN-AGE-57-63-2307	General Mechanical Support	Drawing	Rev. 0	Vendor	GEN-2	6/20/2013	Approval	Drawing
6007-PLN-AGE-57-63-2308	General Mechanical Support	Drawing	Rev. 0	Vendor	GEN-2	6/20/2013	Approval	Drawing
6007-PLN-AGE-57-63-2309	General Mechanical Support	Drawing	Rev. 0	Vendor	GEN-2	6/20/2013	Approval	Drawing
6007-PLN-AGE-57-63-2310	General Mechanical Support	Drawing	Rev. 0	Vendor	GEN-2	6/20/2013	Approval	Drawing
6007-PLN-AGE-57-63-2311	General Mechanical Support	Drawing	Rev. 0	Vendor	GEN-2	6/20/2013	Approval	Drawing
6007-PLN-AGE-57-63-2312	General Mechanical Support	Drawing	Rev. 0	Vendor	GEN-2	6/20/2013	Approval	Drawing
6007-LIS-AGE-57-63-2001	Support List (Solar Field-Alpha Plant)	LIst	Rev. 2	Vendor	GEN-2	6/20/2013	Approval	LIst
6007-LIS-AGE-57-63-2002	Support List (Solar Field-Alpha Plant)	LIst	Rev. 1	Vendor	GEN-2	6/20/2013	Approval	LIst
6007-LIS-AGE-57-63-2003	Support List (Solar Field-Alpha Plant)	LIst	Rev. 2	Vendor	GEN-2	6/20/2013	Approval	LIst
6007-LIS-AGE-57-63-2004	Support List (Solar Field-Alpha Plant)	LIst	Rev. 4	Vendor	GEN-2	6/20/2013	Approval	LIst
6007-LIS-AGE-57-63-2301	Support List (Solar Field-Alpha Plant)	LIst	Rev. 1	Vendor	GEN-2	6/20/2013	Approval	LIst
6007-PLN-AGE-57-63-2050	HTF pipe Atypical Support (SF-Alpha)	Drawing	Rev. 8	Vendor	GEN-2	6/20/2013	Approval	Drawing
6007-CAL-AGE-25-50-4300	Calculation Report	Calculation	2	Vendor	GEN-2	6/26/2013	Approval	Calculation
6007-PLN-AGE-25-54-4300	Cover Sheet	Drawing	3	Vendor	GEN-2	6/26/2013	Approval	Drawing
6007-PLN-AGE-25-54-4320	General Notes. Sheet 1	Drawing	3	Vendor	GEN-2	6/26/2013	Approval	Drawing
6007-PLN-AGE-25-54-4321	General Notes. Sheet 2	Drawing	0	Vendor	GEN-2	6/26/2013	Approval	Drawing
6007-PLN-AGE-25-54-4340	Condenser access catwalk EL 2071.50'	Drawing	4	Vendor	GEN-2	6/26/2013	Approval	Drawing
6007-PLN-AGE-25-54-4341	Condenser access catwalk EL 2081.50'	Drawing	4	Vendor	GEN-2	6/26/2013	Approval	Drawing
6007-PLN-AGE-25-54-4342	Condenser access catwalk EL 2091.72'	Drawing	4	Vendor	GEN-2	6/26/2013	Approval	Drawing
6007-PLN-AGE-25-54-4343	Stairs schematic	Drawing	4	Vendor	GEN-2	6/26/2013	Approval	Drawing
6007-PLN-AGE-00-50-S003	Typical Pipe Handrail Stairway and Details	Drawing	2	Vendor	GEN-2	6/26/2013	Approval	Drawing
6007-CAL-AGE-25-50-8300	Calculation Report	Calculation	2	Vendor	GEN-2	6/26/2013	Approval	Calculation
6007-PLN-AGE-25-54-8300	Cover Sheet	Drawing	3	Vendor	GEN-2	6/26/2013	Approval	Drawing
6007-PLN-AGE-25-54-8320	General Notes. Sheet 1	Drawing	3	Vendor	GEN-2	6/26/2013	Approval	Drawing
6007-PLN-AGE-25-54-8321	General Notes. Sheet 2	Drawing	0	Vendor	GEN-2	6/26/2013	Approval	Drawing
6007-PLN-AGE-25-54-8340	Condenser access catwalk EL 2079.50'	Drawing	4	Vendor	GEN-2	6/26/2013	Approval	Drawing
6007-PLN-AGE-25-54-8341	Condenser access catwalk EL 2089.50'	Drawing	4	Vendor	GEN-2	6/26/2013	Approval	Drawing
6007-PLN-AGE-25-54-8342	Condenser access catwalk EL 2099.72'	Drawing	4	Vendor	GEN-2	6/26/2013	Approval	Drawing
6007-PLN-AGE-25-54-8343	Stairs schematic	Drawing	4	Vendor	GEN-2	6/26/2013	Approval	Drawing
6007-PLN-AGE-58-54-1100	Cover sheet	Drawing	3	Vendor	GEN-2	6/27/2013	Approval	Drawing
6007-PLN-AGE-58-54-1101	General notes	Drawing	3	Vendor	GEN-2	6/27/2013	Approval	Drawing
6007-PLN-AGE-58-54-1102	Plan and Elevation	Drawing	4	Vendor	GEN-2	6/27/2013	Approval	Drawing
6007-PLN-AGE-58-54-1103	Plan, Elevation, and Details	Drawing	3	Vendor	GEN-2	6/27/2013	Approval	Drawing
6007-CAL-AGE-58-54-1100	Calculation Report	Calculation	3	Vendor	GEN-2	6/27/2013	Approval	Calculation
6007-PLN-AGE-58-54-5100	Cover sheet	Drawing	3	Vendor	GEN-2	6/27/2013	Approval	Drawing
6007-PLN-AGE-58-54-5101	General notes	Drawing	4	Vendor	GEN-2	6/27/2013	Approval	Drawing
6007-PLN-AGE-58-54-5102	Plan and Elevation	Drawing	3	Vendor	GEN-2	6/27/2013	Approval	Drawing
6007-PLN-AGE-58-54-5103	Plan, Elevation, and Details	Drawing	3	Vendor	GEN-2	6/27/2013	Approval	Drawing
6007-CAL-AGE-58-54-5100	Calculation Report	Calculation	3	Vendor	GEN-2	6/27/2013	Approval	Calculation
6007-CAL-AGE-57-54-2280	Calculation report	Calculation	2	Vendor	GEN-2	6/27/2013	Approval	Calculation
6007-PLN-AGE-57-54-2280	Cover sheet. Connections west field	Drawing	0	Vendor	GEN-2	6/27/2013	Approval	Drawing
6007-PLN-AGE-57-54-2281	General notes. Connections west field	Drawing	2	Vendor	GEN-2	6/27/2013	Approval	Drawing
6007-PLN-AGE-57-54-2282	AWT01. Frames	Drawing	1	Vendor	GEN-2	6/27/2013	Approval	Drawing
6007-PLN-AGE-57-54-2283	AWT02. Frames	Drawing	1	Vendor	GEN-2	6/27/2013	Approval	Drawing
6007-PLN-AGE-57-54-2284	Connection details west field	Drawing	2	Vendor	GEN-2	6/27/2013	Approval	Drawing
6007-PLN-AGE-57-54-2285	Connection details west field	Drawing	2	Vendor	GEN-2	6/27/2013	Approval	Drawing
6007-CAL-AGE-57-54-4970	Calculation report	Calculation	2	Vendor	GEN-2	6/27/2013	Approval	Calculation
6007-PLN-AGE-57-54-4970	Cover sheet. Connection PSV areas	Drawing	0	Vendor	GEN-2	6/27/2013	Approval	Drawing
6007-PLN-AGE-57-54-4971	General notes. Connection PSV areas	Drawing	1	Vendor	GEN-2	6/27/2013	Approval	Drawing
6007-PLN-AGE-57-54-4972	PSV areas frames	Drawing	1	Vendor	GEN-2	6/27/2013	Approval	Drawing
6007-PLN-AGE-57-54-4973	Connection details PSV areas	Drawing	2	Vendor	GEN-2	6/27/2013	Approval	Drawing
6007-PLN-AGE-57-54-4974	Connection details PSV areas	Drawing	2	Vendor	GEN-2	6/27/2013	Approval	Drawing

6007-CAL-AGE-58-54-3620	Calculation report	Calculation	2	Vendor	GEN-2	6/27/2013	Approval	Calculation
6007-PLN-AGE-58-54-3620	Connection details central plant	Drawing	0	Vendor	GEN-2	6/27/2013	Approval	Drawing
6007-PLN-AGE-58-54-3621	Connection details central plant	Drawing	1	Vendor	GEN-2	6/27/2013	Approval	Drawing
6007-PLN-AGE-58-54-3622	Central plant. Frames	Drawing	1	Vendor	GEN-2	6/27/2013	Approval	Drawing
6007-PLN-AGE-58-54-3623	Central plant. Connection details	Drawing	2	Vendor	GEN-2	6/27/2013	Approval	Drawing
6007-PLN-AGE-58-54-3624	Central plant. Connection details	Drawing	2	Vendor	GEN-2	6/27/2013	Approval	Drawing
6007-CAL-AGE-57-54-2250	Calculation report	Calculation	2	Vendor	GEN-2	6/27/2013	Approval	Calculation
6007-PLN-AGE-57-54-2250	Cover sheet. Connection north east field	Drawing	0	Vendor	GEN-2	6/27/2013	Approval	Drawing
6007-PLN-AGE-57-54-2251	General notes. Connection north east field	Drawing	1	Vendor	GEN-2	6/27/2013	Approval	Drawing
6007-PLN-AGE-57-54-2252	Frames north east field	Drawing	1	Vendor	GEN-2	6/27/2013	Approval	Drawing
6007-PLN-AGE-57-54-2253	Connections details north east field	Drawing	2	Vendor	GEN-2	6/27/2013	Approval	Drawing
6007-PLN-AGE-57-54-2254	Connections details north east field	Drawing	2	Vendor	GEN-2	6/27/2013	Approval	Drawing
6007-CAL-AGE-57-54-2260	Calculation report	Calculation	2	Vendor	GEN-2	6/27/2013	Approval	Calculation
6007-PLN-AGE-57-54-2260	Cover sheet. Connections east field	Drawing	0	Vendor	GEN-2	6/27/2013	Approval	Drawing
6007-PLN-AGE-57-54-2261	General notes. Connections east field	Drawing	2	Vendor	GEN-2	6/27/2013	Approval	Drawing
6007-PLN-AGE-57-54-2262	AET01. Frames	Drawing	1	Vendor	GEN-2	6/27/2013	Approval	Drawing
6007-PLN-AGE-57-54-2263	AET02. Frames	Drawing	1	Vendor	GEN-2	6/27/2013	Approval	Drawing
6007-PLN-AGE-57-54-2264	Connection details east field	Drawing	2	Vendor	GEN-2	6/27/2013	Approval	Drawing
6007-PLN-AGE-57-54-2265	Connection details east field	Drawing	2	Vendor	GEN-2	6/27/2013	Approval	Drawing
6007-CAL-AGE-57-54-2270	Calculation report	Calculation	2	Vendor	GEN-2	6/27/2013	Approval	Calculation
6007-PLN-AGE-57-54-2270	Cover sheet. Connections north-west field	Drawing	0	Vendor	GEN-2	6/27/2013	Approval	Drawing
6007-PLN-AGE-57-54-2271	General notes. Connections north-west field	Drawing	2	Vendor	GEN-2	6/27/2013	Approval	Drawing
6007-PLN-AGE-57-54-2272	ANWT01. Frames	Drawing	1	Vendor	GEN-2	6/27/2013	Approval	Drawing
6007-PLN-AGE-57-54-2273	ANWT02. Frames	Drawing	1	Vendor	GEN-2	6/27/2013	Approval	Drawing
6007-PLN-AGE-57-54-2274	ANWT03. Frames	Drawing	1	Vendor	GEN-2	6/27/2013	Approval	Drawing
6007-PLN-AGE-57-54-2275	Connection details north west field	Drawing	2	Vendor	GEN-2	6/27/2013	Approval	Drawing
6007-PLN-AGE-57-54-2276	Connection details north west field	Drawing	2	Vendor	GEN-2	6/27/2013	Approval	Drawing
6007-CAL-AGE-57-54-6300	Calculation report	Calculation	2	Vendor	GEN-2	6/27/2013	Approval	Calculation
6007-PLN-AGE-57-54-6300	Cover sheet. Connection far west field	Drawing	0	Vendor	GEN-2	6/27/2013	Approval	Drawing
6007-PLN-AGE-57-54-6301	General notes. Connection far west field	Drawing	2	Vendor	GEN-2	6/27/2013	Approval	Drawing
6007-PLN-AGE-57-54-6302	BFWT01. Frames	Drawing	1	Vendor	GEN-2	6/27/2013	Approval	Drawing
6007-PLN-AGE-57-54-6303	BFWT02. Frames	Drawing	1	Vendor	GEN-2	6/27/2013	Approval	Drawing
6007-PLN-AGE-57-54-6304	Connection details far west field	Drawing	2	Vendor	GEN-2	6/27/2013	Approval	Drawing
6007-PLN-AGE-57-54-6305	Connection details far west field	Drawing	2	Vendor	GEN-2	6/27/2013	Approval	Drawing
6007-CAL-AGE-57-54-7970	Calculation report	Calculation	2	Vendor	GEN-2	6/27/2013	Approval	Calculation
6007-PLN-AGE-57-54-7970	Cover sheet. Connection PSV areas east	Drawing	0	Vendor	GEN-2	6/27/2013	Approval	Drawing
6007-PLN-AGE-57-54-7971	General notes. Connection PSV areas east	Drawing	2	Vendor	GEN-2	6/27/2013	Approval	Drawing
6007-PLN-AGE-57-54-7972	PSV areas east frames	Drawing	1	Vendor	GEN-2	6/27/2013	Approval	Drawing
6007-PLN-AGE-57-54-7973	Connection details PSV areas east	Drawing	2	Vendor	GEN-2	6/27/2013	Approval	Drawing
6007-CAL-AGE-57-54-7980	Calculation report	Calculation	2	Vendor	GEN-2	6/27/2013	Approval	Calculation
6007-PLN-AGE-57-54-7980	Cover sheet. Connection PSV areas west	Drawing	0	Vendor	GEN-2	6/27/2013	Approval	Drawing
6007-PLN-AGE-57-54-7981	General notes. Connection PSV areas west	Drawing	2	Vendor	GEN-2	6/27/2013	Approval	Drawing
6007-PLN-AGE-57-54-7982	PSV areas west frames	Drawing	1	Vendor	GEN-2	6/27/2013	Approval	Drawing
6007-PLN-AGE-57-54-7983	Connection details PSV areas west	Drawing	2	Vendor	GEN-2	6/27/2013	Approval	Drawing
6007-PLN-AGE-57-54-7984	Connection details PSV areas west	Drawing	2	Vendor	GEN-2	6/27/2013	Approval	Drawing
6007-CAL-AGE-57-54-9900	Calculation report	Calculation	2	Vendor	GEN-2	6/27/2013	Approval	Calculation
6007-PLN-AGE-57-54-9900	General notes. Connection north field	Drawing	0	Vendor	GEN-2	6/27/2013	Approval	Drawing
6007-PLN-AGE-57-54-9901	Cover sheet. Connection north field	Drawing	2	Vendor	GEN-2	6/27/2013	Approval	Drawing
6007-PLN-AGE-57-54-9902	BNT01 Frames	Drawing	1	Vendor	GEN-2	6/27/2013	Approval	Drawing
6007-PLN-AGE-57-54-9903	BNT02 Frames	Drawing	1	Vendor	GEN-2	6/27/2013	Approval	Drawing
6007-PLN-AGE-57-54-9904	Connection details	Drawing	2	Vendor	GEN-2	6/27/2013	Approval	Drawing
6007-PLN-AGE-57-54-9905	Connection details	Drawing	2	Vendor	GEN-2	6/27/2013	Approval	Drawing
6007-CAL-AGE-57-54-9926	Calculation report	Calculation	2	Vendor	GEN-2	6/27/2013	Approval	Calculation
6007-PLN-AGE-57-54-9926	Cover sheet. Connection south field	Drawing	0	Vendor	GEN-2	6/27/2013	Approval	Drawing
6007-PLN-AGE-57-54-9927	General notes. Connection south field	Drawing	2	Vendor	GEN-2	6/27/2013	Approval	Drawing
6007-PLN-AGE-57-54-9928	BST01. Frames	Drawing	1	Vendor	GEN-2	6/27/2013	Approval	Drawing
6007-PLN-AGE-57-54-9929	BST02. Frames	Drawing	1	Vendor	GEN-2	6/27/2013	Approval	Drawing
6007-PLN-AGE-57-54-9930	BST03. Frames	Drawing	1	Vendor	GEN-2	6/27/2013	Approval	Drawing
6007-PLN-AGE-57-54-9931	Connection details south field	Drawing	2	Vendor	GEN-2	6/27/2013	Approval	Drawing
6007-PLN-AGE-57-54-9932	Connection details south field	Drawing	2	Vendor	GEN-2	6/27/2013	Approval	Drawing
6007-CAL-AGE-58-54-6420	Calculation report	Calculation	2	Vendor	GEN-2	6/27/2013	Approval	Calculation
6007-PLN-AGE-58-54-6420	Cover sheet. Connection south side HTF	Drawing	0	Vendor	GEN-2	6/27/2013	Approval	Drawing
6007-PLN-AGE-58-54-6421	General notes. Connection south side HTF	Drawing	2	Vendor	GEN-2	6/27/2013	Approval	Drawing
6007-PLN-AGE-58-54-6422	South side HTF frames	Drawing	1	Vendor	GEN-2	6/27/2013	Approval	Drawing
6007-PLN-AGE-58-54-6423	South side HTF connection details	Drawing	2	Vendor	GEN-2	6/27/2013	Approval	Drawing
6007-CAL-AGE-58-54-6430	Calculation report	Calculation	2	Vendor	GEN-2	6/27/2013	Approval	Calculation
6007-PLN-AGE-58-54-6430	Cover sheet. Connection north side	Drawing	0	Vendor	GEN-2	6/27/2013	Approval	Drawing
6007-PLN-AGE-58-54-6431	General notes. Connection north side	Drawing	2	Vendor	GEN-2	6/27/2013	Approval	Drawing
6007-PLN-AGE-58-54-6432	Frames north side	Drawing	1	Vendor	GEN-2	6/27/2013	Approval	Drawing
6007-PLN-AGE-58-54-6433	BCPS01 Frames north side	Drawing	1	Vendor	GEN-2	6/27/2013	Approval	Drawing
6007-PLN-AGE-58-54-6434	Connection details north side	Drawing	2	Vendor	GEN-2	6/27/2013	Approval	Drawing
6007-PLN-AGE-58-54-6435	Connection details north side	Drawing	2	Vendor	GEN-2	6/27/2013	Approval	Drawing
6007-CAL-AGE-57-54-6260	Calculation report	Calculation	2	Vendor	GEN-2	6/27/2013	Approval	Calculation
6007-PLN-AGE-57-54-6260	General notes. Connection west field	Drawing	0	Vendor	GEN-2	6/27/2013	Approval	Drawing
6007-PLN-AGE-57-54-6261	Cover sheet. Connection west field	Drawing	2	Vendor	GEN-2	6/27/2013	Approval	Drawing
6007-PLN-AGE-57-54-6262	BWT01 Frames	Drawing	1	Vendor	GEN-2	6/27/2013	Approval	Drawing
6007-PLN-AGE-57-54-6263	BWT01 Connection details	Drawing	2	Vendor	GEN-2	6/27/2013	Approval	Drawing
6007-PLN-AGE-57-54-6264	BWT01 Connection details	Drawing	2	Vendor	GEN-2	6/27/2013	Approval	Drawing
6007-CAL-AGE-25-54-4160	Calculation report	Calculation	1	Vendor	GEN-2	7/17/2013	Approval	Calculation
6007-PLN-AGE-25-54-4160	Cover Sheet	Drawing	1	Vendor	GEN-2	7/17/2013	Approval	Drawing
6007-PLN-AGE-25-54-4161	General notes	Drawing	1	Vendor	GEN-2	7/17/2013	Approval	Drawing
6007-PLN-AGE-25-54-4162	Plans and elevations	Drawing	1	Vendor	GEN-2	7/17/2013	Approval	Drawing
6007-PLN-AGE-25-54-4163	Connections details	Drawing	1	Vendor	GEN-2	7/17/2013	Approval	Drawing
6007-PLN-AGE-25-54-4164	Connections details	Drawing	1	Vendor	GEN-2	7/17/2013	Approval	Drawing
6007-PLN-AGE-25-54-4165	Connections details	Drawing	1	Vendor	GEN-2	7/17/2013	Approval	Drawing
6007-CAL-AGE-25-54-4260	Calculation report	Calculation	1	Vendor	GEN-2	7/17/2013	Approval	Calculation
6007-PLN-AGE-25-54-4260	Cover Sheet	Drawing	1	Vendor	GEN-2	7/17/2013	Approval	Drawing
6007-PLN-AGE-25-54-4261	General notes	Drawing	1	Vendor	GEN-2	7/17/2013	Approval	Drawing
6007-PLN-AGE-25-54-4262	Plans	Drawing	1	Vendor	GEN-2	7/17/2013	Approval	Drawing
6007-PLN-AGE-25-54-4263	Elevations	Drawing	1	Vendor	GEN-2	7/17/2013	Approval	Drawing
6007-PLN-AGE-25-54-4264	Connections details	Drawing	1	Vendor	GEN-2	7/17/2013	Approval	Drawing
6007-PLN-AGE-25-54-4265	Connections details	Drawing	1	Vendor	GEN-2	7/17/2013	Approval	Drawing
6007-PLN-AGE-25-54-4266	Connections details	Drawing	1	Vendor	GEN-2	7/17/2013	Approval	Drawing

6007-CAL-AGE-25-54-8160	Calculation report	Calculation	1	Vendor	GEN-2	7/17/2013	Approval	Calculation
6007-PLN-AGE-25-54-8160	Cover Sheet	Drawing	1	Vendor	GEN-2	7/17/2013	Approval	Drawing
6007-PLN-AGE-25-54-8161	General notes	Drawing	1	Vendor	GEN-2	7/17/2013	Approval	Drawing
6007-PLN-AGE-25-54-8162	Plans and elevations	Drawing	1	Vendor	GEN-2	7/17/2013	Approval	Drawing
6007-PLN-AGE-25-54-8163	Connections details	Drawing	1	Vendor	GEN-2	7/17/2013	Approval	Drawing
6007-PLN-AGE-25-54-8164	Connections details	Drawing	1	Vendor	GEN-2	7/17/2013	Approval	Drawing
6007-PLN-AGE-25-54-8165	Connections details	Drawing	1	Vendor	GEN-2	7/17/2013	Approval	Drawing
6007-CAL-AGE-25-54-8260	Calculation report	Calculation	1	Vendor	GEN-2	7/17/2013	Approval	Calculation
6007-PLN-AGE-25-54-8260	Cover Sheet	Drawing	1	Vendor	GEN-2	7/17/2013	Approval	Drawing
6007-PLN-AGE-25-54-8261	General notes	Drawing	1	Vendor	GEN-2	7/17/2013	Approval	Drawing
6007-PLN-AGE-25-54-8262	Plans	Drawing	1	Vendor	GEN-2	7/17/2013	Approval	Drawing
6007-PLN-AGE-25-54-8263	Elevations	Drawing	1	Vendor	GEN-2	7/17/2013	Approval	Drawing
6007-PLN-AGE-25-54-8264	Connections details	Drawing	1	Vendor	GEN-2	7/17/2013	Approval	Drawing
6007-PLN-AGE-25-54-8265	Connections details	Drawing	1	Vendor	GEN-2	7/17/2013	Approval	Drawing
6007-PLN-AGE-25-54-8266	Connections details	Drawing	1	Vendor	GEN-2	7/17/2013	Approval	Drawing
6007-CAL-AGE-25-54-4100	Calculations report	Calculation	2	Vendor	GEN-2	7/17/2013	Approval	Calculation
6007-CAL-AGE-25-54-4200	Calculations report	Calculation	2	Vendor	GEN-2	7/17/2013	Approval	Calculation
6007-PLN-AGE-25-54-4100	Cover Sheet	Drawing	1	Vendor	GEN-2	7/17/2013	Approval	Drawing
6007-PLN-AGE-25-54-4120	General notes	Drawing	4	Vendor	GEN-2	7/17/2013	Approval	Drawing
6007-PLN-AGE-25-54-4140	Structure	Drawing	4	Vendor	GEN-2	7/17/2013	Approval	Drawing
6007-PLN-AGE-25-54-4200	Cover Sheet	Drawing	1	Vendor	GEN-2	7/17/2013	Approval	Drawing
6007-PLN-AGE-25-54-4220	General notes	Drawing	3	Vendor	GEN-2	7/17/2013	Approval	Drawing
6007-PLN-AGE-25-54-4240	Plans	Drawing	2	Vendor	GEN-2	7/17/2013	Approval	Drawing
6007-PLN-AGE-25-54-4241	Elevations	Drawing	3	Vendor	GEN-2	7/17/2013	Approval	Drawing
6007-PLN-AGE-25-54-4242	Base plates	Drawing	2	Vendor	GEN-2	7/17/2013	Approval	Drawing
6007-CAL-AGE-25-54-8100	Calculations report	Calculation	2	Vendor	GEN-2	7/17/2013	Approval	Calculation
6007-CAL-AGE-25-54-8200	Calculations report	Calculation	2	Vendor	GEN-2	7/17/2013	Approval	Calculation
6007-PLN-AGE-25-54-8100	Cover Sheet	Drawing	1	Vendor	GEN-2	7/17/2013	Approval	Drawing
6007-PLN-AGE-25-54-8120	General notes	Drawing	4	Vendor	GEN-2	7/17/2013	Approval	Drawing
6007-PLN-AGE-25-54-8140	Structure	Drawing	4	Vendor	GEN-2	7/17/2013	Approval	Drawing
6007-PLN-AGE-25-54-8200	Cover Sheet	Drawing	1	Vendor	GEN-2	7/17/2013	Approval	Drawing
6007-PLN-AGE-25-54-8220	General notes	Drawing	3	Vendor	GEN-2	7/17/2013	Approval	Drawing
6007-PLN-AGE-25-54-8240	Plans	Drawing	2	Vendor	GEN-2	7/17/2013	Approval	Drawing
6007-PLN-AGE-25-54-8241	Elevations	Drawing	3	Vendor	GEN-2	7/17/2013	Approval	Drawing
6007-PLN-AGE-25-54-8242	Base plates	Drawing	2	Vendor	GEN-2	7/17/2013	Approval	Drawing
BaseShearCheckEast	BaseShearCheckEast	aseShearCheckEa	NA	Vendor	GEN-2	7/17/2013	Approval	seShearCheckE
BaseShearCheckWest	BaseShearCheckWest	seShearCheckWe	NA	Vendor	GEN-2	7/17/2013	Approval	eShearCheckW
Drift	Drift	Drift	NA	Vendor	GEN-2	7/17/2013	Approval	Drift
6007-PLN-SFP-15-81-F050	Alpha Site Fire Protection Administration Building	Drawing	0	Vendor	GEN-2	7/29/2013	Approval	Drawing
6007-PLN-SFP-15-81-F051	Alpha Site Fire Protection Administration Building Hanger & Site Ref DWGS	Drawing	0	Vendor	GEN-2	7/29/2013	Approval	Drawing
6007-PLN-SFP-15-81-F150	Beta Site Fire Protection Aministration Building	Drawing	0	Vendor	GEN-2	7/29/2013	Approval	Drawing
6007-PLN-SFP-15-81-F151	Beta Site Fire Protection Aministration Building Hanger & Site Ref DWG	Drawing	0	Vendor	GEN-2	7/29/2013	Approval	Drawing
6007-PLN-SFP-15-81-G003	Alpha Site Fire Protection Alpha Site Hydraulic Node Plan	Drawing	0	Vendor	GEN-2	7/29/2013	Approval	Drawing
6007-PLN-SFP-15-81-G005	Beta Site Fire Protection Alpha Site Hydraulic Node Plan	Drawing	0	Vendor	GEN-2	7/29/2013	Approval	Drawing
6007-PLN-SFP-15-81-H001	Alpha and Beta Site Fire Protection Hanger Details	Drawing	0	Vendor	GEN-2	7/29/2013	Approval	Drawing
6007-PLN-SFP-15-81-S001	Alpha & Beta Site Fire Protection Seismic Bracing Details	Drawing	0	Vendor	GEN-2	7/29/2013	Approval	Drawing
ADMIN DATA SHEETS	Victaulic Fire Protection Valves	ic Fire Protection	NA	Vendor	GEN-2	7/29/2013	Approval	E Fire Protectior
AIPHA HYD REMOTE 1-2	Hydraulic Calculations	ydraulic Calculatic	NA	Vendor	GEN-2	7/29/2013	Approval	Iraulic Calculati
BETA HYD REMOTE 1-2	Hydraulic Calculations	ydraulic Calculatic	NA	Vendor	GEN-2	7/29/2013	Approval	Iraulic Calculati
SEISMIC CALCS ALPHA & BETA	TOL-Brace Seismic Calculations	Calculation	NA	Vendor	GEN-2	7/29/2013	Approval	Calculation
6007-PLN-LEF-12-61-0100	Piping Rack sections layout	Drawing	2	Vendor	GEN-2	7/29/2013	Approval	Drawing
6007-PLN-LEF-12-61-0200	Piping sections of piping	Drawing	2	Vendor	GEN-2	7/29/2013	Approval	Drawing
6007-PLN-LEF-12-61-0201	Piping sections of piping	Drawing	2	Vendor	GEN-2	7/29/2013	Approval	Drawing
6007-PLN-LEF-12-61-0202	Piping sections of piping	Drawing	2	Vendor	GEN-2	7/29/2013	Approval	Drawing
6007-PLN-LEF-12-61-0203	Piping sections of piping	Drawing	2	Vendor	GEN-2	7/29/2013	Approval	Drawing
6007-PLN-LEF-12-61-0204	Piping sections of piping	Drawing	2	Vendor	GEN-2	7/29/2013	Approval	Drawing
6007-PLN-LEF-12-61-0205	Piping sections of piping	Drawing	2	Vendor	GEN-2	7/29/2013	Approval	Drawing
6007-PLN-LEF-12-61-0206	Piping sections of piping	Drawing	3	Vendor	GEN-2	7/29/2013	Approval	Drawing
6007-PLN-LEF-12-61-0207	Piping sections of piping	Drawing	1	Vendor	GEN-2	7/29/2013	Approval	Drawing
6007-PLN-LEF-12-61-0208	Piping sections of piping	Drawing	0	Vendor	GEN-2	7/29/2013	Approval	Drawing
6007-PLN-LEF-12-67-0011	Pipe supports detail drawings	Drawing	1	Vendor	GEN-2	7/29/2013	Approval	Drawing
6007-PLN-LEF-12-67-0013	Pipe supports detail drawings	Drawing	2	Vendor	GEN-2	7/29/2013	Approval	Drawing
6007-PLN-LEF-12-67-0014	Pipe supports detail drawings	Drawing	1	Vendor	GEN-2	7/29/2013	Approval	Drawing
6007-PLN-LEF-12-67-0015	Pipe supports detail drawings	Drawing	2	Vendor	GEN-2	7/29/2013	Approval	Drawing
6007-PLN-LEF-12-67-0016	Pipe supports detail drawings	Drawing	1	Vendor	GEN-2	7/29/2013	Approval	Drawing
6007-PLN-LEF-12-67-0017	Pipe supports detail drawings	Drawing	1	Vendor	GEN-2	7/29/2013	Approval	Drawing
6007-PLN-LEF-12-67-0018	Pipe supports detail drawings	Drawing	1	Vendor	GEN-2	7/29/2013	Approval	Drawing
6007-PLN-LEF-12-67-0019	Pipe supports detail drawings	Drawing	2	Vendor	GEN-2	7/29/2013	Approval	Drawing
6007-PLN-LEF-12-67-0020	Pipe supports detail drawings	Drawing	2	Vendor	GEN-2	7/29/2013	Approval	Drawing
6007-PLN-LEF-12-67-0021	Pipe supports detail drawings	Drawing	2	Vendor	GEN-2	7/29/2013	Approval	Drawing
6007-PLN-LEF-12-67-0022	Pipe supports detail drawings	Drawing	2	Vendor	GEN-2	7/29/2013	Approval	Drawing
6007-PLN-LEF-12-67-0023	Situation plant of supports in rack structure	Drawing	0	Vendor	GEN-2	7/29/2013	Approval	Drawing
6007-PLN-LEF-12-67-0025	Situation plant of supports in rack structure	Drawing	0	Vendor	GEN-2	7/29/2013	Approval	Drawing
6007-ESP-ATP-00-60-G100	Specification for Project Design Criteria	Spec	3	Vendor	GEN-2	7/31/2013	Approval	Spec
6007-ESP-ATP-00-60-G101	Velocity Criteria	Spec	0	Vendor	GEN-2	7/31/2013	Approval	Spec
6007-ESP-ATP-00-60-G121	Engineering Standards and Practices Specification for Shipping Preparation	Spec	2	Vendor	GEN-2	7/31/2013	Approval	Spec
6007-ESP-ATP-00-60-G130	Specification for Required Allowable Nozzle Loads for Vendor Supplied Equipment	Spec	1	Vendor	GEN-2	7/31/2013	Approval	Spec
6007-ESP-ATP-00-60-I100	Engineering Standards and Practices Specification for Mineral Fiber Insulation	Spec	1	Vendor	GEN-2	7/31/2013	Approval	Spec
6007-ESP-ATP-00-60-I150	ineering Standards and Practices Specificaiton for Aluminum Jacket Protective Cover for Insula	Spec	1	Vendor	GEN-2	7/31/2013	Approval	Spec
6007-ESP-ATP-00-60-I152	ngineering Standards and Practices Specificaiton for removable/Resuable Jacketing for Insulatic	Spec	1	Vendor	GEN-2	7/31/2013	Approval	Spec
6007-ESP-ATP-00-60-I153	ineering Standards and Practices Specificaiton for Installation of Insulation and Jacketing on Pi	Spec	1	Vendor	GEN-2	7/31/2013	Approval	Spec
6007-ESP-ATP-00-60-I180	Engineering Standards and Practices Specificaiton for Miscellaneous Insulation Material	Spec	1	Vendor	GEN-2	7/31/2013	Approval	Spec
6007-ESP-ATP-00-60-N101	Engineering Spec. and Practices for Two Coat System for Low Temp. Non-Primed Carbon Stee	Spec	1	Vendor	GEN-2	7/31/2013	Approval	Spec
6007-ESP-ATP-00-60-N102	neering Standards and Practices Spec. for Two Coat System High Temp. Non-primed Carbon S	Spec	1	Vendor	GEN-2	7/31/2013	Approval	Spec
6007-ESP-ATP-00-60-N104	Specification for Two Coat System for Building Exterior	Spec	0	Vendor	GEN-2	7/31/2013	Approval	Spec
6007-ESP-ATP-00-60-N105	Specification for Hot Dip Galvanizing	Spec	1	Vendor	GEN-2	7/31/2013	Approval	Spec
6007-ESP-ATP-00-60-N106	Specification for Touch-up for Galvanizing	Spec	1	Vendor	GEN-2	7/31/2013	Approval	Spec
6007-ESP-ATP-00-60-N180	Engineering Standards and Practices Specifications for Shop Applied Paint	Spec	4	Vendor	GEN-2	7/31/2013	Approval	Spec
6007-ESP-ATP-00-60-N185	Engineering Standards and Practices Spec. for Field Applied Paint	Spec	1	Vendor	GEN-2	7/31/2013	Approval	Spec
6007-ESP-ATP-00-60-N190	Engineering Standards and Practices Specification for Tank Lining	Spec	1	Vendor	GEN-2	7/31/2013	Approval	Spec
6007-PLN-FWE-21-11-0101C	Flow Diagram	Drawing	1	Vendor	GEN-2	8/2/2013	Approval	Drawing
6007-PLN-FWE-21-71-P301C	Preheater P.&I. Diagram	Drawing	1	Vendor	GEN-2	8/2/2013	Approval	Drawing
6007-PLN-FWE-21-71-P302C	Evaporators P.&I. Diagram	Drawing	1	Vendor	GEN-2	8/2/2013	Approval	Drawing

6007-PLN-FWE-21-71-P303C	Superheater P.&I. Diagram	Drawing	NA	Vendor	GEN-2	8/2/2013	Approval	Drawing
10.1 Application for AMMC	10-App for Alternate Materials or Methods of Construction_rev01	letter	NA	Vendor	GEN-2	8/2/2013	Approval	letter
19960 Report 2013-1-30	Fluid Heat Transfer System Consulting	letter	NA	Vendor	GEN-2	8/2/2013	Approval	letter
ASME B31.1-2007	ASME B31. 1 Fig 100 1 2 A B scope	letter	1	Vendor	GEN-2	8/2/2013	Approval	letter
6007-PLN-FWE-21-11-0101C-AST	ASME Jurisdictional Limits	Drawing	NA	Vendor	GEN-2	8/2/2013	Approval	Drawing
BV Comment Letter - MECH-1-19	BV Comment Letter - MECH-1-19.08-PC1 - Abengoa	letter		Vendor	GEN-2	8/2/2013	Approval	letter

ABENER TEYMA MOJAVE

Compliance No.:	GEN-2					
Job :	Mojave Solar Project					
Date: 2/17/11	Description: Structural Master Drawing List					
Sheet No.	Description	Applicable Condition of Certification	Vendor Supplied or EOR	Submittal Date	Reason for Submittal	Revision
	Document Name	GEN-2		4/10/2012		
60007-ESP-ATP-00-50-C104	Ready Mix Concrete Production and Delivery	STRUCTURAL - 1	EOR	11/17/2011	Purchase	6000
60007-ESP-ATP-00-50-C105	Particular Comm Condition for Ready Mix Concrete Production and Delivery	STRUCTURAL - 1	EOR	11/17/2011	Purchase	6000
6007-CAL-CCI-18-54-0001	Mirror Building Metal Building Calcs	STRUCTURAL - 1	Vendor	12/17/2011	Review	600
6007-CAL-CCI-18-54-VSCA	Mirror Building Structural Calcs	STRUCTURAL - 1	Vendor	1/6/2012	Review	600
6007-ESP-ATP-00-50-2001	Engineering standards and practices specifications for subsurface exploration and geotechnical evaluation	STRUCTURAL - 1	EOR	5/20/2011	Purchase	600
6007-ESP-ATP-00-50-2001V	Specification for Vendor data requirement Structural, Geotechnical study	STRUCTURAL - 1	EOR	5/26/2011	Approval	600
6007-ESP-ATP-00-50-2061	Preliminary Geo-Tech Report	STRUCTURAL - 1	EOR	5/6/2011	Approval	600
6007-ESP-ATP-00-50-2062	Final Geotech Report	STRUCTURAL - 1	EOR	9/26/2011	Bid/Quote	600
6007-ESP-ATP-00-50-2063	Geotech Report Addendum 1	STRUCTURAL - 1	EOR	10/14/2011	Bid/Quote	600
6007-ESP-ATP-00-50-3100	Concrete Forms and Accessories	STRUCTURAL - 1	EOR	6/1/2011	Purchase	600
6007-ESP-ATP-00-50-3200	Concrete Reinforcement	STRUCTURAL - 1	EOR	6/1/2011	Purchase	600
6007-ESP-ATP-00-50-3300	Cast-In-Place Concrete	STRUCTURAL - 1	EOR	12/7/2011	Bid/Quote	600
6007-ESP-ATP-00-50-5120	Structural Steel	STRUCTURAL - 1	EOR	6/1/2011	Bid/Quote	600
6007-ESP-ATP-00-50-C014V	Concrete Batch Plant Vendor Spec	STRUCTURAL - 1	EOR	12/5/2011	Bid/Quote	6007
6007-ESP-ATP-18-52-1332	Concrete Slabs and Foundations For Mirror Building Subcontract Package	STRUCTURAL - 1	EOR	9/26/2011	Bid/Quote	600
6007-ESP-ATP-18-52-1332V	Vendor Data Concrete Slabs and Foundations For Mirror Building Subcontract Package	STRUCTURAL - 1	EOR	9/26/2011	Bid/Quote	6007
6007-ESP-ATP-18-54-1330	Mirror Building Subcontract Package	STRUCTURAL - 1	EOR	11/4/2011	Purchase	600
6007-ESP-ATP-18-54-1330V	Vendor Data for Mirror Building Subcontract Package	STRUCTURAL - 1	EOR	11/4/2011	Purchase	6007
6007-ESP-ATP-18-54-1331	Warehouse Building Subcontract Package	STRUCTURAL - 1	EOR	12/5/2011	Bid/Quote	600
6007-ESP-ATP-18-54-1331V	Vendor Data Requirement Warehouse Building	STRUCTURAL - 1	EOR	12/5/2011	Bid/Quote	6007
6007-ESP-ATP-18-54-3121	Pre-Engineered Metal Building	STRUCTURAL - 1	EOR	11/4/2011	Purchase	600
6007-ESP-ATP-18-54-3122	Pre-Engineered Metal Buildings	STRUCTURAL - 1	EOR	10/12/2011	Bid/Quote	600
6007-ESP-ATP-57-52-1351	Parabolic Solar Collector Steel Foundation Design-Build Subcontract	STRUCTURAL - 1	EOR	5/8/2011	Construction	600
6007-ESP-ATP-57-52-1351V	Vendor Data Requirements Parabolic Triugh Solar Collector Foundation Design-Build Subcontract	STRUCTURAL - 1	EOR	5/8/2011	Construction	6007
6007-ESP-RJK-33-50-0001	Solar Collector Foundation Design	STRUCTURAL - 1	Vendor	8/31/2011	Approval	600
6007-ESP-UTE-16-62-0002	Air Compressor Package	STRUCTURAL - 1	EOR	4/27/2011	Approval	600
6007-INF-ATP-00-50-0001	Geo-Tech Report	STRUCTURAL - 1	EOR	7/18/2011	Construction	600
6007-INF-ATP-33-50-0001	Wind Tunnel Clarification	STRUCTURAL - 1	EOR	9/6/2011	Approval	60
6007-INF-RJK-33-50-0001	Responce to CEC for collector Foundation	STRUCTURAL - 1	Vendor	9/2/2011	Approval	600
6007-INS-ATP-00-50-0002	Preliminary Foundation Recommendation	STRUCTURAL - 1	EOR	5/8/2011	Construction	600
6007-INS-ATP-32-50-0001	Exterior Solar Collector Foundation Loads	STRUCTURAL - 1	EOR	4/8/2011	Approval	600
6007-INS-ATP-32-50-0002	Interior Solar Collector Foundation Loads	STRUCTURAL - 1	EOR	4/8/2011	Approval	600
6007-INS-ATP-32-50-0004	Solar Collector Foundation Loads	STRUCTURAL - 1	EOR	5/8/2011	Construction	600
6007-INS-ATP-32-52-0003	Collector Support Dimensions	STRUCTURAL - 1	EOR	7/18/2011	Approval	600
6007-PLN-ATP-00-50-S001	General Civil and Structural Notes	STRUCTURAL - 1	EOR	1/6/2011	Bid/Quote	600
6007-PLN-ATP-00-50-S002	Typical Ladder and Safety Cage Details	STRUCTURAL - 1	EOR	1/6/2011	Bid/Quote	600
6007-PLN-ATP-00-50-S003	Typical Pipe Handrail, Stairway and Grating Details	STRUCTURAL - 1	EOR	1/6/2011	Bid/Quote	600
6007-PLN-ATP-00-50-S004	Standard Base Plate Details and Standard Shear Key Details	STRUCTURAL - 1	EOR	1/6/2011	Bid/Quote	600
6007-PLN-ATP-00-55-0001	Soil boring location plan for alpha plant solar field	STRUCTURAL - 1	EOR	5/26/2011	Purchase	600
6007-PLN-ATP-00-55-0002	Soil boring location plan for beta plant solar field	STRUCTURAL - 1	EOR	5/26/2011	Purchase	600
6007-PLN-ATP-00-55-0003	Soil boring location plan for alpha power island	STRUCTURAL - 1	EOR	5/26/2011	Purchase	600
6007-PLN-ATP-00-55-0004	Soil boring location plan for beta power island	STRUCTURAL - 1	EOR	5/26/2011	Purchase	600
6007-PLN-ATP-00-55-LX01	Alpha Warehouse Building Proposed Location	STRUCTURAL - 1	EOR	10/26/2011	Bid/Quote	600
6007-PLN-ATP-00-55-LX02	Beta Warehouse Building Proposed Location	STRUCTURAL - 1	EOR	10/26/2011	Bid/Quote	600
6007-PLN-ATP-16-62-0001	Mirror Building Air Supply & Electrical Outlet Locations	STRUCTURAL - 1	EOR	8/9/2011	Purchase	600
6007-PLN-ATP-18-52-0016	Anchor Bolts Reference Plan	STRUCTURAL - 1	EOR	9/26/2011	Bid/Quote	600
6007-PLN-ATP-18-52-0017	Slab and Foundation Reference Plan	STRUCTURAL - 1	EOR	9/26/2011	Bid/Quote	600
6007-PLN-ATP-18-52-0018	Slab and Foundation Reference Details	STRUCTURAL - 1	EOR	9/26/2011	Bid/Quote	600
6007-PLN-ATP-18-54-0016	General Location of Mirror Building	STRUCTURAL - 1	EOR	4/11/2011	Purchase	600
6007-PLN-ATP-18-57-0011	Mirror Building Floor Plan	STRUCTURAL - 1	EOR	9/23/2011	Bid/Quote	600
6007-PLN-ATP-18-57-0012	Mirror Building Roof Plan	STRUCTURAL - 1	EOR	8/9/2011	Purchase	600
6007-PLN-ATP-18-57-0013	Mirror Building Crane Layout Plan	STRUCTURAL - 1	EOR	8/9/2011	Purchase	600
6007-PLN-ATP-18-57-0014	Mirror Building Elevations and Sections	STRUCTURAL - 1	EOR	8/9/2011	Purchase	600
6007-PLN-ATP-18-57-0015	Mirror Building Sections	STRUCTURAL - 1	EOR	9/23/2011	Bid/Quote	600
6007-PLN-ATP-18-57-0021	Warehouse Building Floor Plan	STRUCTURAL - 1	EOR	12/5/2011	Bid/Quote	600
6007-PLN-ATP-18-57-0022	Warehouse Building Roof Plan	STRUCTURAL - 1	EOR	12/5/2011	Bid/Quote	600
6007-PLN-ATP-18-57-0023	Warehouse Building Elevation and Section	STRUCTURAL - 1	EOR	12/5/2011	Bid/Quote	600
6007-PLN-ATP-18-57-0024	Warehouse Building Elevations	STRUCTURAL - 1	EOR	12/5/2011	Bid/Quote	600
6007-PLN-ATP-18-57-0025	Warehouse Building Sections	STRUCTURAL - 1	EOR	12/5/2011	Bid/Quote	600
6007-PLN-CCI-18-54-ALLD	Mirror Building Metal Building All Drawings	STRUCTURAL - 1	Vendor	1/24/2012	Review	600
6007-CAL-CCI-18-54-VASP	Mirror Building Material Specs	ARCHITECTURAL - 1	Vendor	1/18/2012	Review	600
6007-PLN-CCI-18-54-VA10	Mirror Building Code Plan	ARCHITECTURAL - 1	Vendor	1/18/2012	Review	600
6007-PLN-CCI-18-54-VA11	Mirror Building Floor Plan	ARCHITECTURAL - 1	Vendor	1/18/2012	Review	600

ABENER TEYMA MOJAVE

Compliance No.:	GEN-2					
Job :	Mojave Solar Project					
Date: 2/17/11	Description: Structural Master Drawing List					
Sheet No.	Description	Applicable Condition of Certification	Vendor Supplied or EOR	Submittal Date	Reason for Submittal	Revision
6007-PLN-CCI-18-54-VA12	Mirror Building Trench & Utility Plan	ARCHITECTURAL - 1	Vendor	1/18/2012	Review	600
6007-PLN-CCI-18-54-VA13	Mirror Building Equipment Layout (for reference only)	ARCHITECTURAL - 1	Vendor	1/18/2012	Review	600
6007-PLN-CCI-18-54-VA14	Mirror Building Crane Layout Plan	ARCHITECTURAL - 1	Vendor	1/18/2012	Review	600
6007-PLN-CCI-18-54-VA15	Mirror Building Roof Plan	ARCHITECTURAL - 1	Vendor	1/18/2012	Review	600
6007-PLN-CCI-18-54-VA21	Mirror Building Exterior Elevations	ARCHITECTURAL - 1	Vendor	1/18/2012	Review	600
6007-PLN-CCI-18-54-VA41	Mirror Building Building Sections	ARCHITECTURAL - 1	Vendor	1/18/2012	Review	600
6007-PLN-CCI-18-54-VA51	Mirror Building Details	ARCHITECTURAL - 1	Vendor	1/18/2012	Review	600
6007-PLN-CCI-18-54-VA61	Mirror Building Door Schedule	ARCHITECTURAL - 1	Vendor	1/18/2012	Review	600
6007-PLN-CCI-18-54-VACS	Mirror Building Cover Sheet	ARCHITECTURAL - 1	Vendor	1/18/2012	Review	600
6007-PLN-CCI-18-54-VAS1	Mirror Building Site Plan	ARCHITECTURAL - 1	Vendor	1/18/2012	Review	600
6007-PLN-CCI-18-54-VS11	Mirror Building General Structural Notes	STRUCTURAL - 1	Vendor	1/18/2012	Review	600
6007-PLN-CCI-18-54-VS12	Mirror Building Details	STRUCTURAL - 1	Vendor	1/18/2012	Review	600
6007-PLN-CCI-18-54-VS21	Mirror Building Foundation Plan	STRUCTURAL - 1	Vendor	1/18/2012	Review	600
6007-PLN-CCI-18-54-VS31	Mirror Building Framing Details	STRUCTURAL - 1	Vendor	1/18/2012	Review	600
6007-PLN-RJK-33-50-0001	Mirrorfield Foundation	STRUCTURAL - 1	Vendor	8/31/2011	Approval	600
6007-PLN-RJK-33-50-0002	Mirrorfield Foundation	STRUCTURAL - 1	Vendor	8/31/2011	Approval	600
6007-PLN-GFG-00-50-C800	North Alpha East Solar Array Foundation Plans Cover Sheet	STRUCTURAL - 1	Vendor	2/7/2012	Construction	600
6007-PLN-GFG-00-50-C801	Civil Works . General Notes Sheet	STRUCTURAL - 1	Vendor	2/7/2012	Construction	600
6007-PLN-GFG-00-50-P002	North Alpha East Solar Array Foundation Plan Foundation Working Points Layout I	STRUCTURAL - 1	Vendor	2/7/2012	Construction	600
6007-PLN-GFG-00-50-P003	North Alpha East Solar Array Foundation Plan Foundation Working Points Layout II	STRUCTURAL - 1	Vendor	2/7/2012	Construction	600
6007-PLN-GFG-00-50-C804	North Alpha East Solar Array Foundation Plan Foundation Piles Location Data I	STRUCTURAL - 1	Vendor	2/7/2012	Construction	600
6007-PLN-GFG-00-50-C805	North Alpha East Solar Array Foundation Plan Foundation Piles Location Data II	STRUCTURAL - 1	Vendor	2/7/2012	Construction	600
6007-PLN-GFG-00-50-C806	North Alpha East Solar Array Foundation Plan Foundation Piles Location Data III	STRUCTURAL - 1	Vendor	2/7/2012	Construction	600
6007-PLN-GFG-00-50-C807	North Alpha East Solar Array Foundation Plan Foundation Piles Location Data IV	STRUCTURAL - 1	Vendor	2/7/2012	Construction	600
6007-PLN-GFG-00-50-P008	North Alpha East Solar Array Foundation Plan Foundation Piles Location Data V	STRUCTURAL - 1	Vendor	2/7/2012	Construction	600
6007-PLN-GFG-00-50-P009	North Alpha East Solar Array Foundation Plan Foundation Piles Location Data VI	STRUCTURAL - 1	Vendor	2/7/2012	Construction	600
6007-PLN-GFG-00-50-P010	North Alpha East Solar Array Foundation Plan Foundation Piles Location Data VII	STRUCTURAL - 1	Vendor	2/7/2012	Construction	600
6007-PLN-GFG-00-50-P011	North Alpha East Solar Array Foundation Plan Foundation Piles Location Data VIII	STRUCTURAL - 1	Vendor	2/7/2012	Construction	600
6007-PLN-GFG-00-50-P012	North Alpha East Solar Array Foundation Plan Foundation Piles Location Data IX	STRUCTURAL - 1	Vendor	2/7/2012	Construction	600
6007-PLN-GFG-00-50-P013	North Alpha East Solar Array Foundation Plan Foundation Piles Location Data X	STRUCTURAL - 1	Vendor	2/7/2012	Construction	600
6007-PLN-GFG-00-50-P014	North Alpha East Solar Array Foundation Plan Foundation Piles Location Data XI	STRUCTURAL - 1	Vendor	2/7/2012	Construction	600
6007-PLN-GFG-00-50-P015	North Alpha East Solar Array Foundation Plan Foundation Piles Location Data XII	STRUCTURAL - 1	Vendor	2/7/2012	Construction	600
6007-PLN-GFG-00-50-P016	North Alpha East Solar Array Foundation Plan Foundation Piles Location Data XIII	STRUCTURAL - 1	Vendor	2/7/2012	Construction	600
6007-PLN-GFG-00-50-P017	North Alpha East Solar Array Foundation Plan Foundation Piles Location Data XIV	STRUCTURAL - 1	Vendor	2/7/2012	Construction	600
6007-PLN-GFG-00-50-P018	North Alpha East Solar Array Foundation Plan Foundation Piles Location Data XV	STRUCTURAL - 1	Vendor	2/7/2012	Construction	600
6007-PLN-GFG-00-50-P019	North Alpha East Solar Array Foundation Plan Foundation Piles Location Data XVI	STRUCTURAL - 1	Vendor	2/7/2012	Construction	600
6007-PLN-GFG-00-50-P020	North Alpha East Solar Array Foundation Plan Foundation Piles Location Data XVII	STRUCTURAL - 1	Vendor	2/7/2012	Construction	600
6007-PLN-GFG-00-50-P021	North Alpha East Solar Array Foundation Plan Foundation Piles Location Data XVIII	STRUCTURAL - 1	Vendor	2/7/2012	Construction	600
6007-PLN-GFG-00-50-P022	North Alpha East Solar Array Foundation Plan Foundation Piles Location Data XIX	STRUCTURAL - 1	Vendor	2/7/2012	Construction	600
6007-PLN-GFG-00-50-P023	North Alpha East Solar Array Foundation Plan Foundation Piles Location Data XX	STRUCTURAL - 1	Vendor	2/7/2012	Construction	600
6007-PLN-GFG-00-50-P024	North Alpha East Solar Array Foundation Plan Foundation Piles Location Data XXI	STRUCTURAL - 1	Vendor	2/7/2012	Construction	600
6007-PLN-GFG-00-50-P025	Middle Alpha East Solar Array Foundation Plans Cover Sheet	STRUCTURAL - 1	Vendor	2/6/2012	Construction	600
6007-PLN-GFG-00-50-P026	Notes Sheet	STRUCTURAL - 1	Vendor	2/6/2012	Construction	600
6007-PLN-GFG-00-50-P027	Middle Alpha East Solar Array Foundation Plan Foundation Working Points Layout I	STRUCTURAL - 1	Vendor	2/6/2012	Construction	600
6007-PLN-GFG-00-50-P028	6007-PLN-GFG-00-50-P028Middle Alpha East Solar Array Foundation Plan Foundation Working Points Layout II	STRUCTURAL - 1	Vendor	2/6/2012	Construction	600
6007-PLN-GFG-00-50-P029	Middle Alpha East Solar Array Foundation Plan Foundation Working Points Layout III	STRUCTURAL - 1	Vendor	2/6/2012	Construction	600
6007-PLN-GFG-00-50-P030	Middle Alpha East Solar Array Foundation Plan Foundation Working Points Layout IV	STRUCTURAL - 1	Vendor	2/6/2012	Construction	600
6007-PLN-GFG-00-50-P031	Middle Alpha East Solar Array Foundation Plan Foundation Working Points Layout V	STRUCTURAL - 1	Vendor	2/6/2012	Construction	600
6007-PLN-GFG-00-50-P032	Middle Alpha East Solar Array Foundation Plan Foundation Piles Location Data 1	STRUCTURAL - 1	Vendor	2/6/2012	Construction	600
6007-PLN-GFG-00-50-P033	Middle Alpha East Solar Array Foundation Plan Foundation Piles Location Data 2	STRUCTURAL - 1	Vendor	2/6/2012	Construction	600
6007-PLN-GFG-00-50-P034	Middle Alpha East Solar Array Foundation Plan Foundation Piles Location Data 3	STRUCTURAL - 1	Vendor	2/6/2012	Construction	600
6007-PLN-GFG-00-50-P035	Middle Alpha East Solar Array Foundation Plan Foundation Piles Location Data 4	STRUCTURAL - 1	Vendor	2/6/2012	Construction	600
6007-PLN-GFG-00-50-P036	Middle Alpha East Solar Array Foundation Plan Foundation Piles Location Data 5	STRUCTURAL - 1	Vendor	2/6/2012	Construction	600
6007-PLN-GFG-00-50-P037	Middle Alpha East Solar Array Foundation Plan Foundation Piles Location Data 6	STRUCTURAL - 1	Vendor	2/6/2012	Construction	600
6007-PLN-GFG-00-50-P038	Middle Alpha East Solar Array Foundation Plan Foundation Piles Location Data 7	STRUCTURAL - 1	Vendor	2/6/2012	Construction	600
6007-PLN-GFG-00-50-P039	Middle Alpha East Solar Array Foundation Plan Foundation Piles Location Data 8	STRUCTURAL - 1	Vendor	2/6/2012	Construction	600
6007-PLN-GFG-00-50-P040	Middle Alpha East Solar Array Foundation Plan Foundation Piles Location Data 9	STRUCTURAL - 1	Vendor	2/6/2012	Construction	600
6007-PLN-GFG-00-50-P041	Middle Alpha East Solar Array Foundation Plan Foundation Piles Location Data 10	STRUCTURAL - 1	Vendor	2/6/2012	Construction	600
6007-PLN-GFG-00-50-P042	Middle Alpha East Solar Array Foundation Plan Foundation Piles Location Data 11	STRUCTURAL - 1	Vendor	2/6/2012	Construction	600
6007-PLN-GFG-00-50-P043	Middle Alpha East Solar Array Foundation Plan Foundation Piles Location Data 12	STRUCTURAL - 1	Vendor	2/6/2012	Construction	600
6007-PLN-GFG-00-50-P044	Middle Alpha East Solar Array Foundation Plan Foundation Piles Location Data 13	STRUCTURAL - 1	Vendor	2/6/2012	Construction	600
6007-PLN-GFG-00-50-P045	Middle Alpha East Solar Array Foundation Plan Foundation Piles Location Data 14	STRUCTURAL - 1	Vendor	2/6/2012	Construction	600
6007-PLN-GFG-00-50-P046	Middle Alpha East Solar Array Foundation Plan Foundation Piles Location Data 15	STRUCTURAL - 1	Vendor	2/6/2012	Construction	600
6007-PLN-GFG-00-50-P047	Middle Alpha East Solar Array Foundation Plan Foundation Piles Location Data 16	STRUCTURAL - 1	Vendor	2/6/2012	Construction	600
6007-PLN-GFG-00-50-P048	Middle Alpha East Solar Array Foundation Plan Foundation Piles Location Data 17	STRUCTURAL - 1	Vendor	2/6/2012	Construction	600
6007-PLN-GFG-00-50-P049	Middle Alpha East Solar Array Foundation Plan Foundation Piles Location Data 18	STRUCTURAL - 1	Vendor	2/6/2012	Construction	600
6007-PLN-GFG-00-50-P050	Middle Alpha East Solar Array Foundation Plan Foundation Piles Location Data 19	STRUCTURAL - 1	Vendor	2/6/2012	Construction	600
6007-PLN-GFG-00-50-P051	Middle Alpha East Solar Array Foundation Plan Foundation Piles Location Data 20	STRUCTURAL - 1	Vendor	2/6/2012	Construction	600
6007-PLN-GFG-00-50-P052	Middle Alpha East Solar Array Foundation Plan Foundation Piles Location Data 21	STRUCTURAL - 1	Vendor	2/6/2012	Construction	600
6007-PLN-GFG-00-50-P053	Middle Alpha East Solar Array Foundation Plan Foundation Piles Location Data 22	STRUCTURAL - 1	Vendor	2/6/2012	Construction	600
6007-PLN-GFG-00-50-P054	Middle Alpha East Solar Array Foundation Plan Foundation Piles Location Data 23	STRUCTURAL - 1	Vendor	2/6/2012	Construction	600
6007-PLN-GFG-00-50-P055	Middle Alpha East Solar Array Foundation Plan Foundation Piles Location Data 24	STRUCTURAL - 1	Vendor	2/6/2012	Construction	600
6007-PLN-GFG-00-50-P056	Middle Alpha East Solar Array Foundation Plan Foundation Piles Location Data 25	STRUCTURAL - 1	Vendor	2/6/2012	Construction	600
6007-PLN-GFG-00-50-P057	Middle Alpha East Solar Array Foundation Plan Foundation Piles Location Data 26	STRUCTURAL - 1	Vendor	2/6/2012	Construction	600
6007-PLN-GFG-00-50-P058	Middle Alpha East Solar Array Foundation Plan Foundation Piles Location Data 27	STRUCTURAL - 1	Vendor	2/6/2012	Construction	600
6007-PLN-GFG-00-50-P059	Middle Alpha East Solar Array Foundation Plan Foundation Piles Location Data 28	STRUCTURAL - 1	Vendor	2/6/2012	Construction	600
6007-PLN-GFG-00-50-P060	Middle Alpha East Solar Array Foundation Plan Foundation Piles Location Data 29	STRUCTURAL - 1	Vendor	2/6/2012	Construction	600
6007-PLN-GFG-00-50-P061	Middle Alpha East Solar Array Foundation Plan Foundation Piles Location Data 30	STRUCTURAL - 1	Vendor	2/6/2012	Construction	600
6007-PLN-GFG-00-50-P062	Middle Alpha East Solar Array Foundation Plan Foundation Piles Location Data 31	STRUCTURAL - 1	Vendor	2/6/2012	Construction	600
6007-PLN-GFG-00-50-P063	Middle Alpha East Solar Array Foundation Plan Foundation Piles Location Data 32	STRUCTURAL - 1	Vendor	2/6/2012	Construction	600
6007-PLN-GFG-00-50-P064	Middle Alpha East Solar Array Foundation Plan Foundation Piles Location Data 33	STRUCTURAL - 1	Vendor	2/6/2012	Construction	600
6007-PLN-GFG-00-50-P065	Middle Alpha East Solar Array Foundation Plan Foundation Piles Location Data 34	STRUCTURAL - 1	Vendor	2/6/2012	Construction	600
6007-PLN-GFG-00-50-P066	Middle Alpha East Solar Array Foundation Plan Foundation Piles Location Data 35	STRUCTURAL - 1	Vendor	2/6/2012	Construction	600
6007-PLN-GFG-00-50-P067	Middle Alpha East Solar Array Foundation Plan Foundation Piles Location Data 36	STRUCTURAL - 1	Vendor	2/6/2012	Construction	600
6007-PLN-GFG-00-50-P068	Middle Alpha East Solar Array Foundation Plan Foundation Piles Location Data 37	STRUCTURAL - 1	Vendor	2/6/2012	Construction	600
6007-PLN-GFG-00-50-P069	Middle Alpha East Solar Array Foundation Plan Foundation Piles Location Data 38	STRUCTURAL - 1	Vendor	2/6/2012	Construction	600
6007-PLN-GFG-00-50-P070	Middle Alpha East Solar Array Foundation Plan Foundation Piles Location Data 39	STRUCTURAL - 1	Vendor	2/6/2012	Construction	600
6007-PLN-GFG-00-50-P071	Middle Alpha East Solar Array Foundation Plan Foundation Piles Location Data 40	STRUCTURAL - 1	Vendor	2/6/2012	Construction	600
6007-PLN-GFG-00-50-P072	Middle Alpha East Solar Array Foundation Plan Foundation Piles Location Data 41	STRUCTURAL - 1	Vendor	2/6/2012	Construction	600
6007-PLN-GFG-00-50-P073	Middle Alpha East Solar Array Foundation Plan Foundation Piles Location Data 42	STRUCTURAL - 1	Vendor	2/6/2012	Construction	600
6007-PLN-GFG-00-50-P074	Middle Alpha East Solar Array Foundation Plan Foundation Piles Location Data 43	STRUCTURAL - 1	Vendor	2/6/2012	Construction	600
6007-PLN-GFG-00-50-P075	Middle Alpha East Solar Array Foundation Plan Foundation Piles Location Data 44	STRUCTURAL - 1	Vendor	2/6/2012	Construction	600
6007-PLN-GFG-00-50-P076	Middle Alpha East Solar Array Foundation Plan Foundation Piles Location Data 45	STRUCTURAL - 1	Vendor	2/6/2012	Construction	600
6007-PLN-GFG-00-50-P077	Middle Alpha East Solar Array Foundation Plan Foundation Piles Location Data 46	STRUCTURAL - 1	Vendor	2/6/2012	Construction	600
6007-PLN-GFG-00-50-P078	Middle Alpha East Solar Array Foundation Plan Foundation Piles Location Data 47	STRUCTURAL - 1	Vendor	2/6/2012	Construction	600
6007-PLN-GFG-00-50-P079	Middle Alpha East Solar Array Foundation Plan Foundation Piles Location Data 48	STRUCTURAL - 1	Vendor	2/6/2012	Construction	600
6007-PLN-GFG-00-50-P080	Middle Alpha East Solar Array Foundation Plan Foundation Piles Location Data 49	STRUCTURAL - 1	Vendor	2/6/2012	Construction	600
6007-PLN-GFG-00-50-P081	Middle Alpha East Solar Array Foundation Plan Foundation Piles Location Data 50	STRUCTURAL - 1	Vendor	2/6/2012	Construction	600

ABENER TEYMA MOJAVE

Compliance No.:	GEN-2					
Job :	Mojave Solar Project					
Date: 2/17/11	Description: Structural Master Drawing List					
Sheet No.	Description	Applicable Condition of Certification	Vendor Supplied or EOR	Submittal Date	Reason for Submittal	Revision
6007-PLN-GFG-00-50-P082	Middle Alpha East Solar Array Foundation Plan Foundation Piles Location Data 51	STRUCTURAL - 1	Vendor	2/6/2012	Construction	600
6007-PLN-GFG-00-50-P083	Middle Alpha East Solar Array Foundation Plan Foundation Piles Location Data 52	STRUCTURAL - 1	Vendor	2/6/2012	Construction	600
6007-CAL-CCI-18-54-1300	Structural Calculations	STRUCTURAL - 1	Vendor	3/19/2012	Construction	600
6007-CAL-CCI-18-54-1710	Pre-Engineered Metal Building Calculations	STRUCTURAL - 1	Vendor	3/19/2012	Construction	600
6007-ESP-ATP-00-50-2068	Geotech Report Addendum 6	STRUCTURAL - 1	EOR	3/19/2012	Construction	600
6007-PLN-ATP-00-50-C001	Anchor Rod Assemblies and Details	STRUCTURAL - 1	EOR	3/20/2012	Construction	600
6007-PLN-ATP-00-50-S001	General Civil and Structural Notes	STRUCTURAL - 1	EOR	3/20/2012	Construction	600
6007-ESP-RJK-33-50-0004	Anchor Bolt Tolerance Calculations	STRUCTURAL - 1	Vendor	6/5/2012	Approval	4
6007-ESP-RJK-33-50-0005	Drive Pilecap out fo tolerance	STRUCTURAL - 1	vendor	6/26/2012	Approval	5
6007-ESP-RJK-33-50-0006	Type III pilecap out of tolerance fix	STRUCTURAL - 1	Vendor	6/26/2012	Approval	6
6007-PLN-CCI-18-54-1200	Cover Sheet	STRUCTURAL - 1	vendor	7/16/2012	Approval	7
6007-PLN-CCI-18-54-1210	Code Plan	STRUCTURAL - 1	vendor	7/16/2012	Approval	7
6007-PLN-CCI-18-54-1211	Floor Plan	STRUCTURAL - 1	vendor	7/16/2012	Approval	7
6007-PLN-PRI-39-52-1205	FOUNDATION PLAN	STRUCTURAL - 1	vendor		Approval	
led and Signed Package 07.20.12-	Pylon Structures Design Calculations Package	STRUCTURAL - 1	vendor	7/20/2012	Approval	1
328000_0 Central Support- signed	Central Support Plan	STRUCTURAL - 1	vendor	7/6/2012	Approval	0
35000_0 IntermediateSupport-signe	Intermediate Support Plan	STRUCTURAL - 1	vendor	7/6/2012	Approval	0
App for Alt Mat - BV form	Application for Alternate Material	STRUCTURAL - 1	vendor	7/6/2012	Approval	0
6007-ESP-CCI-18-54-1400	MECHANICAL SPECIFICATIONS	STRUCTURAL - 1	vendor		Approval	
6007-PLN-CCI-18-54-1200	COVER SHEET	STRUCTURAL - 1	vendor		Approval	
6007-PLN-CCI-18-54-1211	FLOOR PLAN	STRUCTURAL - 1	vendor		Approval	
6007-PLN-CCI-18-54-1213	TRENCH AND UTILITY PLAN	STRUCTURAL - 1	vendor		Approval	
6007-PLN-CCI-18-54-1214	EQUIPMENT LAYOUT	STRUCTURAL - 1	vendor		Approval	
6007-PLN-CCI-18-54-1221	EXTERIOR ELEVATIONS	STRUCTURAL - 1	vendor		Approval	
6007-PLN-CCI-18-54-1241	BUILDING SECTIONS	STRUCTURAL - 1	vendor		Approval	
6007-PLN-CCI-18-54-1321	FOUNDATION PLAN	STRUCTURAL - 1	vendor		Approval	
6007-PLN-CC1-18-54-1510	MECHANICAL/AIRLINE PIPING FLOOR PLAN	STRUCTURAL - 1	vendor		Approval	
6007-PLN-CC1-18-54-1520	MECHANICAL/AIRLINE PIPING SCHEDULES AND DIAGRAMS	STRUCTURAL - 1	vendor		Approval	
6007-PLN-CC1-18-54- 1611	ELECTRICAL GROUNDING PLAN	STRUCTURAL - 1	vendor		Approval	
6007-PLN-CC1-18-54- 1613	ELECTRICAL EQUIPMENT PLAN	STRUCTURAL - 1	vendor		Approval	
6007-PLN-CC1-18-54- 1621	ELECTRICAL LIGHTING PLAN	STRUCTURAL - 1	vendor		Approval	
6007-PLN-CC1-18-54- 1622	ELECTRICAL LIGHTING SCHEDULES	STRUCTURAL - 1	vendor		Approval	
6007-PLN-CC1-18-54- 1623	PHOTOMETRIC LIGHTING PLAN	STRUCTURAL - 1	vendor		Approval	
6007-PLN-CC1-18-54- 1624	EM PHOTOMETRIC LIGHTING PLAN	STRUCTURAL - 1	vendor		Approval	
6007-PLN-CC1-18-54- 1641	ONELINE DIAGRAM	STRUCTURAL - 1	vendor		Approval	
6007-PLN-CC1-18-54-1643	PANEL SCHEDULES	STRUCTURAL - 1	vendor		Approval	
6007-PLN-GFG-00-50-P212	Beta East Northeast Solar Array Foundation Plans Cover	STRUCTURAL - 1	vendor		Approval	
6007-PLN-GFG-00-50-P213	Beta East Northeast Solar Array Foundation Plans Notes Sheet	STRUCTURAL - 1	vendor		Approval	
6007-PLN-GFG-00-50-P214	Beta East Northeast Solar Array Foundation Plans Foundation Working Points Layout I	STRUCTURAL - 1	vendor		Approval	
6007-PLN-GFG-00-50-P215	Beta East Northeast Foundation Plans Solar Array Foundation Working Points Layout II	STRUCTURAL - 1	vendor		Approval	
6007-PLN-GFG-00-50-P216	Beta East Northeast Foundation Plans Solar Array Foundation Working Points Layout III	STRUCTURAL - 1	vendor		Approval	
6007-PLN-GFG-00-50-P217	Beta East Northeast Foundation Plans Solar Array Foundation Working Points Layout IV	STRUCTURAL - 1	vendor		Approval	
6007-PLN-GFG-00-50-P218	Beta East Northeast Foundation Plans Solar Array Foundation Working Points Layout V	STRUCTURAL - 1	vendor		Approval	
6007-PLN-GFG-00-50-P219	Beta East Northeast Foundation Plans Solar Array Foundation Working Points Layout VI	STRUCTURAL - 1	vendor		Approval	
6007-PLN-GFG-00-50-P220	Beta East Northeast Foundation Plans Solar Array Foundation Working Points Layout VII	STRUCTURAL - 1	vendor		Approval	
6007-PLN-GFG-00-50-P221	Beta East Northeast Foundation Plans Solar Array Foundation Working Points Layout VIII	STRUCTURAL - 1	vendor		Approval	
6007-PLN-GFG-00-50-P222	Beta East Northeast Solar Array Foundation Plans Foundation Piles Location Data 1	STRUCTURAL - 1	vendor		Approval	
6007-PLN-GFG-00-50-P223	Beta East Northeast Solar Array Foundation Plans Foundation Piles Location Data 2	STRUCTURAL - 1	vendor		Approval	
6007-PLN-GFG-00-50-P224	Beta East Northeast Solar Array Foundation Plans Foundation Piles Location Data 3	STRUCTURAL - 1	vendor		Approval	
6007-PLN-GFG-00-50-P225	Beta East Northeast Solar Array Foundation Plans Foundation Piles Location Data 4	STRUCTURAL - 1	vendor		Approval	
6007-PLN-GFG-00-50-P226	Beta East Northeast Solar Array Foundation Plans Foundation Piles Location Data 5	STRUCTURAL - 1	vendor		Approval	
6007-PLN-GFG-00-50-P227	Beta East Northeast Solar Array Foundation Plans Foundation Piles Location Data 6	STRUCTURAL - 1	vendor		Approval	
6007-PLN-GFG-00-50-P228	Beta East Northeast Solar Array Foundation Plans Foundation Piles Location Data 7	STRUCTURAL - 1	vendor		Approval	
6007-PLN-GFG-00-50-P229	Beta East Northeast Solar Array Foundation Plans Foundation Piles Location Data 8	STRUCTURAL - 1	vendor		Approval	
6007-PLN-GFG-00-50-P230	Beta East Northeast Solar Array Foundation Plans Foundation Piles Location Data 9	STRUCTURAL - 1	vendor		Approval	
6007-PLN-GFG-00-50-P231	Beta East Northeast Solar Array Foundation Plans Foundation Piles Location Data 10	STRUCTURAL - 1	vendor		Approval	
6007-PLN-GFG-00-50-P232	Beta East Northeast Solar Array Foundation Plans Foundation Piles Location Data 11	STRUCTURAL - 1	vendor		Approval	
6007-PLN-GFG-00-50-P233	Beta East Northeast Solar Array Foundation Plans Foundation Piles Location Data 12	STRUCTURAL - 1	vendor		Approval	
6007-PLN-GFG-00-50-P234	Beta East Northeast Solar Array Foundation Plans Foundation Piles Location Data 13	STRUCTURAL - 1	vendor		Approval	
6007-PLN-GFG-00-50-P235	Beta East Northeast Solar Array Foundation Plans Foundation Piles Location Data 14	STRUCTURAL - 1	vendor		Approval	
6007-PLN-GFG-00-50-P236	Beta East Northeast Solar Array Foundation Plans Foundation Piles Location Data 15	STRUCTURAL - 1	vendor		Approval	
6007-PLN-GFG-00-50-P237	Beta East Northeast Solar Array Foundation Plans Foundation Piles Location Data 16	STRUCTURAL - 1	vendor		Approval	
6007-PLN-GFG-00-50-P238	Beta East Northeast Solar Array Foundation Plans Foundation Piles Location Data 17	STRUCTURAL - 1	vendor		Approval	
6007-PLN-GFG-00-50-P239	Beta East Northeast Solar Array Foundation Plans Foundation Piles Location Data 18	STRUCTURAL - 1	vendor		Approval	
6007-PLN-GFG-00-50-P240	Beta East Northeast Solar Array Foundation Plans Foundation Piles Location Data 19	STRUCTURAL - 1	vendor		Approval	
6007-PLN-GFG-00-50-P241	Beta East Northeast Solar Array Foundation Plans Foundation Piles Location Data 20	STRUCTURAL - 1	vendor		Approval	
6007-PLN-GFG-00-50-P242	Beta East Northeast Solar Array Foundation Plans Foundation Piles Location Data 21	STRUCTURAL - 1	vendor		Approval	
6007-PLN-GFG-00-50-P243	Beta East Northeast Solar Array Foundation Plans Foundation Piles Location Data 22	STRUCTURAL - 1	vendor		Approval	
6007-PLN-GFG-00-50-P244	Beta East Northeast Solar Array Foundation Plans Foundation Piles Location Data 23	STRUCTURAL - 1	vendor		Approval	
6007-PLN-GFG-00-50-P245	Beta East Northeast Solar Array Foundation Plans Foundation Piles Location Data 24	STRUCTURAL - 1	vendor		Approval	
6007-PLN-GFG-00-50-P246	Beta East Northeast Solar Array Foundation Plans Foundation Piles Location Data 25	STRUCTURAL - 1	vendor		Approval	
6007-PLN-GFG-00-50-P247	Beta East Northeast Solar Array Foundation Plans Foundation Piles Location Data 26	STRUCTURAL - 1	vendor		Approval	
6007-PLN-GFG-00-50-P248	Beta East Northeast Solar Array Foundation Plans Foundation Piles Location Data 27	STRUCTURAL - 1	vendor		Approval	
6007-PLN-GFG-00-50-P249	Beta East Northeast Solar Array Foundation Plans Foundation Piles Location Data 28	STRUCTURAL - 1	vendor		Approval	
6007-PLN-GFG-00-50-P250	Beta East Northeast Solar Array Foundation Plans Foundation Piles Location Data 29	STRUCTURAL - 1	vendor		Approval	
6007-PLN-GFG-00-50-P251	Beta East Northeast Solar Array Foundation Plans Foundation Piles Location Data 30	STRUCTURAL - 1	vendor		Approval	
6007-PLN-GFG-00-50-P252	Beta East Northeast Solar Array Foundation Plans Foundation Piles Location Data 31	STRUCTURAL - 1	vendor		Approval	
6007-PLN-GFG-00-50-P253	Beta East Northeast Solar Array Foundation Plans Foundation Piles Location Data 32	STRUCTURAL - 1	vendor		Approval	
6007-PLN-GFG-00-50-P254	Beta East Northeast Solar Array Foundation Plans Foundation Piles Location Data 33	STRUCTURAL - 1	vendor		Approval	
6007-PLN-GFG-00-50-P255	Beta East Northeast Solar Array Foundation Plans Foundation Piles Location Data 34	STRUCTURAL - 1	vendor		Approval	
6007-PLN-GFG-00-50-P256	Beta East Northeast Solar Array Foundation Plans Foundation Piles Location Data 35	STRUCTURAL - 1	vendor		Approval	
6007-PLN-GFG-00-50-P257	Beta East Northeast Solar Array Foundation Plans Foundation Piles Location Data 36	STRUCTURAL - 1	vendor		Approval	
6007-PLN-GFG-00-50-P258	Beta East Northeast Solar Array Foundation Plans Foundation Piles Location Data 37	STRUCTURAL - 1	vendor		Approval	
6007-PLN-GFG-00-50-P259	Beta East Northeast Solar Array Foundation Plans Foundation Piles Location Data 38	STRUCTURAL - 1	vendor		Approval	
6007-PLN-GFG-00-50-P260	Beta East Northeast Solar Array Foundation Plans Foundation Piles Location Data 39	STRUCTURAL - 1	vendor		Approval	
6007-PLN-GFG-00-50-P261	Beta East Northeast Solar Array Foundation Plans Foundation Piles Location Data 40	STRUCTURAL - 1	vendor		Approval	
6007-PLN-GFG-00-50-P262	Beta East Northeast Solar Array Foundation Plans Foundation Piles Location Data 41	STRUCTURAL - 1	vendor		Approval	
6007-PLN-GFG-00-50-P263	Beta East Northeast Solar Array Foundation Plans Foundation Piles Location Data 42	STRUCTURAL - 1	vendor		Approval	
6007-PLN-GFG-00-50-P264	Beta East Northeast Solar Array Foundation Plans Foundation Piles Location Data 43	STRUCTURAL - 1	vendor		Approval	
6007-PLN-GFG-00-50-P265	Beta East Northeast Solar Array Foundation Plans Foundation Piles Location Data 44	STRUCTURAL - 1	vendor		Approval	
6007-PLN-GFG-00-50-P266	Beta East Northeast Solar Array Foundation Plans Foundation Piles Location Data 45	STRUCTURAL - 1	vendor		Approval	
6007-PLN-GFG-00-50-P267	Beta East Northeast Solar Array Foundation Plans Foundation Piles Location Data 46	STRUCTURAL - 1	vendor		Approval	
6007-PLN-GFG-00-50-P268	Beta East Northeast Solar Array Foundation Plans Foundation Piles Location Data 47	STRUCTURAL - 1	vendor		Approval	
6007-PLN-GFG-00-50-P269	Beta East Northeast Solar Array Foundation Plans Foundation Piles Location Data 48	STRUCTURAL - 1	vendor		Approval	
6007-PLN-GFG-00-50-P270	Beta East Northeast Solar Array Foundation Plans Foundation Piles Location Data 49	STRUCTURAL - 1	vendor		Approval	

ABENER TEYMA
MOJAVE

Compliance No.:	GEN-2					
Job :	Mojave Solar Project					
Date: 2/17/11	Description: Structural Master Drawing List					
Sheet No.	Description	Applicable Condition of Certification	Vendor Supplied or EOR	Submittal Date	Reason for Submittal	Revision
6007-PLN-GFG-00-50-P271	Beta East Northeast Solar Array Foundation Plans Foundation Piles Location Data 50	STRUCTURAL - 1	vendor		Approval	
6007-PLN-GFG-00-50-P272	Beta East Northeast Solar Array Foundation Plans Foundation Piles Location Data 51	STRUCTURAL - 1	vendor		Approval	
6007-PLN-GFG-00-50-P273	Beta East Northeast Solar Array Foundation Plans Foundation Piles Location Data 52	STRUCTURAL - 1	vendor		Approval	
6007-PLN-GFG-00-50-P274	Beta East Northeast Solar Array Foundation Plans Foundation Piles Location Data 53	STRUCTURAL - 1	vendor		Approval	
6007-PLN-GFG-00-50-P275	Beta East Northeast Solar Array Foundation Plans Foundation Piles Location Data 54	STRUCTURAL - 1	vendor		Approval	
6007-PLN-GFG-00-50-P276	Beta East Northeast Solar Array Foundation Plans Foundation Piles Location Data 55	STRUCTURAL - 1	vendor		Approval	
6007-PLN-GFG-00-50-P277	Beta East Northeast Solar Array Foundation Plans Foundation Piles Location Data 56	STRUCTURAL - 1	vendor		Approval	
6007-PLN-GFG-00-50-P278	Beta East Northeast Solar Array Foundation Plans Foundation Piles Location Data 57	STRUCTURAL - 1	vendor		Approval	
6007-PLN-GFG-00-50-P279	Beta East Northeast Solar Array Foundation Plans Foundation Piles Location Data 58	STRUCTURAL - 1	vendor		Approval	
6007-PLN-GFG-00-50-P280	Beta East Northeast Solar Array Foundation Plans Foundation Piles Location Data 59	STRUCTURAL - 1	vendor		Approval	
6007-PLN-GFG-00-50-P281	Beta East Northeast Solar Array Foundation Plans Foundation Piles Location Data 60	STRUCTURAL - 1	vendor		Approval	
6007-PLN-GFG-00-50-P282	Beta East Northeast Solar Array Foundation Plans Foundation Piles Location Data 61	STRUCTURAL - 1	vendor		Approval	
6007-PLN-GFG-00-50-P283	Beta East Northeast Solar Array Foundation Plans Foundation Piles Location Data 62	STRUCTURAL - 1	vendor		Approval	
6007-PLN-GFG-00-50-P284	Beta East Northeast Solar Array Foundation Plans Foundation Piles Location Data 63	STRUCTURAL - 1	vendor		Approval	
6007-PLN-GFG-00-50-P285	Beta East Northeast Solar Array Foundation Plans Foundation Piles Location Data 64	STRUCTURAL - 1	vendor		Approval	
6007-PLN-GFG-00-50-P286	Beta East Northeast Solar Array Foundation Plans Foundation Piles Location Data 65	STRUCTURAL - 1	vendor		Approval	
6007-PLN-GFG-00-50-P287	Beta East Northeast Solar Array Foundation Plans Foundation Piles Location Data 66	STRUCTURAL - 1	vendor		Approval	
6007-PLN-GFG-00-50-P143	Beta East Southeast Solar Array Foundation Plans Cover	STRUCTURAL - 1	vendor		Approval	
6007-PLN-GFG-00-50-P144	Beta East Southeast Solar Array Foundation Plans Notes Sheet	STRUCTURAL - 1	vendor		Approval	
6007-PLN-GFG-00-50-P145	Beta East Southeast Solar Array Foundation Plans Foundation Working Points Layout I	STRUCTURAL - 1	vendor		Approval	
6007-PLN-GFG-00-50-P146	Beta East Southeast Solar Array Foundation Plans Foundation Working Points Layout II	STRUCTURAL - 1	vendor		Approval	
6007-PLN-GFG-00-50-P147	Beta East Southeast Solar Array Foundation Plans Foundation Working Points Layout III	STRUCTURAL - 1	vendor		Approval	
6007-PLN-GFG-00-50-P148	Beta East Southeast Solar Array Foundation Plans Foundation Working Points Layout IV	STRUCTURAL - 1	vendor		Approval	
6007-PLN-GFG-00-50-P149	Beta East Southeast Solar Array Foundation Plans Foundation Working Points Layout V	STRUCTURAL - 1	vendor		Approval	
6007-PLN-GFG-00-50-P150	Beta East Southeast Solar Array Foundation Plans Foundation Working Points Layout VI	STRUCTURAL - 1	vendor		Approval	
6007-PLN-GFG-00-50-P151	Beta East Southeast Solar Array Foundation Plans Foundation Working Points Layout VII	STRUCTURAL - 1	vendor		Approval	
6007-PLN-GFG-00-50-P152	Beta East Southeast Solar Array Foundation Plans Foundation Piles Location Data 1	STRUCTURAL - 1	vendor		Approval	
6007-PLN-GFG-00-50-P153	Beta East Southeast Solar Array Foundation Plans Foundation Piles Location Data 2	STRUCTURAL - 1	vendor		Approval	
6007-PLN-GFG-00-50-P154	Beta East Southeast Solar Array Foundation Plans Foundation Piles Location Data 3	STRUCTURAL - 1	vendor		Approval	
6007-PLN-GFG-00-50-P155	Beta East Southeast Solar Array Foundation Plans Foundation Piles Location Data 4	STRUCTURAL - 1	vendor		Approval	
6007-PLN-GFG-00-50-P156	Beta East Southeast Solar Array Foundation Plans Foundation Piles Location Data 5	STRUCTURAL - 1	vendor		Approval	
6007-PLN-GFG-00-50-P157	Beta East Southeast Solar Array Foundation Plans Foundation Piles Location Data 6	STRUCTURAL - 1	vendor		Approval	
6007-PLN-GFG-00-50-P158	Beta East Southeast Solar Array Foundation Plans Foundation Piles Location Data 7	STRUCTURAL - 1	vendor		Approval	
6007-PLN-GFG-00-50-P159	Beta East Southeast Solar Array Foundation Plans Foundation Piles Location Data 8	STRUCTURAL - 1	vendor		Approval	
6007-PLN-GFG-00-50-P160	Beta East Southeast Solar Array Foundation Plans Foundation Piles Location Data 9	STRUCTURAL - 1	vendor		Approval	
6007-PLN-GFG-00-50-P161	Beta East Southeast Solar Array Foundation Plans Foundation Piles Location Data 10	STRUCTURAL - 1	vendor		Approval	
6007-PLN-GFG-00-50-P162	Beta East Southeast Solar Array Foundation Plans Foundation Piles Location Data 11	STRUCTURAL - 1	vendor		Approval	
6007-PLN-GFG-00-50-P163	Beta East Southeast Solar Array Foundation Plans Foundation Piles Location Data 12	STRUCTURAL - 1	vendor		Approval	
6007-PLN-GFG-00-50-P164	Beta East Southeast Solar Array Foundation Plans Foundation Piles Location Data 13	STRUCTURAL - 1	vendor		Approval	
6007-PLN-GFG-00-50-P165	Beta East Southeast Solar Array Foundation Plans Foundation Piles Location Data 14	STRUCTURAL - 1	vendor		Approval	
6007-PLN-GFG-00-50-P166	Beta East Southeast Solar Array Foundation Plans Foundation Piles Location Data 15	STRUCTURAL - 1	vendor		Approval	
6007-PLN-GFG-00-50-P167	Beta East Southeast Solar Array Foundation Plans Foundation Piles Location Data 16	STRUCTURAL - 1	vendor		Approval	
6007-PLN-GFG-00-50-P168	Beta East Southeast Solar Array Foundation Plans Foundation Piles Location Data 17	STRUCTURAL - 1	vendor		Approval	
6007-PLN-GFG-00-50-P169	Beta East Southeast Solar Array Foundation Plans Foundation Piles Location Data 18	STRUCTURAL - 1	vendor		Approval	
6007-PLN-GFG-00-50-P170	Beta East Southeast Solar Array Foundation Plans Foundation Piles Location Data 19	STRUCTURAL - 1	vendor		Approval	
6007-PLN-GFG-00-50-P171	Beta East Southeast Solar Array Foundation Plans Foundation Piles Location Data 20	STRUCTURAL - 1	vendor		Approval	
6007-PLN-GFG-00-50-P172	Beta East Southeast Solar Array Foundation Plans Foundation Piles Location Data 21	STRUCTURAL - 1	vendor		Approval	
6007-PLN-GFG-00-50-P173	Beta East Southeast Solar Array Foundation Plans Foundation Piles Location Data 22	STRUCTURAL - 1	vendor		Approval	
6007-PLN-GFG-00-50-P174	Beta East Southeast Solar Array Foundation Plans Foundation Piles Location Data 23	STRUCTURAL - 1	vendor		Approval	
6007-PLN-GFG-00-50-P175	Beta East Southeast Solar Array Foundation Plans Foundation Piles Location Data 24	STRUCTURAL - 1	vendor		Approval	
6007-PLN-GFG-00-50-P176	Beta East Southeast Solar Array Foundation Plans Foundation Piles Location Data 25	STRUCTURAL - 1	vendor		Approval	
6007-PLN-GFG-00-50-P177	Beta East Southeast Solar Array Foundation Plans Foundation Piles Location Data 26	STRUCTURAL - 1	vendor		Approval	
6007-PLN-GFG-00-50-P178	Beta East Southeast Solar Array Foundation Plans Foundation Piles Location Data 27	STRUCTURAL - 1	vendor		Approval	
6007-PLN-GFG-00-50-P179	Beta East Southeast Solar Array Foundation Plans Foundation Piles Location Data 28	STRUCTURAL - 1	vendor		Approval	
6007-PLN-GFG-00-50-P180	Beta East Southeast Solar Array Foundation Plans Foundation Piles Location Data 29	STRUCTURAL - 1	vendor		Approval	
6007-PLN-GFG-00-50-P181	Beta East Southeast Solar Array Foundation Plans Foundation Piles Location Data 30	STRUCTURAL - 1	vendor		Approval	
6007-PLN-GFG-00-50-P182	Beta East Southeast Solar Array Foundation Plans Foundation Piles Location Data 31	STRUCTURAL - 1	vendor		Approval	
6007-PLN-GFG-00-50-P183	Beta East Southeast Solar Array Foundation Plans Foundation Piles Location Data 32	STRUCTURAL - 1	vendor		Approval	
6007-PLN-GFG-00-50-P184	Beta East Southeast Solar Array Foundation Plans Foundation Piles Location Data 33	STRUCTURAL - 1	vendor		Approval	
6007-PLN-GFG-00-50-P185	Beta East Southeast Solar Array Foundation Plans Foundation Piles Location Data 34	STRUCTURAL - 1	vendor		Approval	
6007-PLN-GFG-00-50-P186	Beta East Southeast Solar Array Foundation Plans Foundation Piles Location Data 35	STRUCTURAL - 1	vendor		Approval	
6007-PLN-GFG-00-50-P187	Beta East Southeast Solar Array Foundation Plans Foundation Piles Location Data 36	STRUCTURAL - 1	vendor		Approval	
6007-PLN-GFG-00-50-P188	Beta East Southeast Solar Array Foundation Plans Foundation Piles Location Data 37	STRUCTURAL - 1	vendor		Approval	
6007-PLN-GFG-00-50-P189	Beta East Southeast Solar Array Foundation Plans Foundation Piles Location Data 38	STRUCTURAL - 1	vendor		Approval	
6007-PLN-GFG-00-50-P190	Beta East Southeast Solar Array Foundation Plans Foundation Piles Location Data 39	STRUCTURAL - 1	vendor		Approval	
6007-PLN-GFG-00-50-P191	Beta East Southeast Solar Array Foundation Plans Foundation Piles Location Data 40	STRUCTURAL - 1	vendor		Approval	
6007-PLN-GFG-00-50-P192	Beta East Southeast Solar Array Foundation Plans Foundation Piles Location Data 41	STRUCTURAL - 1	vendor		Approval	
6007-PLN-GFG-00-50-P193	Beta East Southeast Solar Array Foundation Plans Foundation Piles Location Data 42	STRUCTURAL - 1	vendor		Approval	
6007-PLN-GFG-00-50-P194	Beta East Southeast Solar Array Foundation Plans Foundation Piles Location Data 43	STRUCTURAL - 1	vendor		Approval	
6007-PLN-GFG-00-50-P195	Beta East Southeast Solar Array Foundation Plans Foundation Piles Location Data 44	STRUCTURAL - 1	vendor		Approval	
6007-PLN-GFG-00-50-P196	Beta East Southeast Solar Array Foundation Plans Foundation Piles Location Data 45	STRUCTURAL - 1	vendor		Approval	
6007-PLN-GFG-00-50-P197	Beta East Southeast Solar Array Foundation Plans Foundation Piles Location Data 46	STRUCTURAL - 1	vendor		Approval	
6007-PLN-GFG-00-50-P198	Beta East Southeast Solar Array Foundation Plans Foundation Piles Location Data 47	STRUCTURAL - 1	vendor		Approval	
6007-PLN-GFG-00-50-P199	Beta East Southeast Solar Array Foundation Plans Foundation Piles Location Data 48	STRUCTURAL - 1	vendor		Approval	
6007-PLN-GFG-00-50-P200	Beta East Southeast Solar Array Foundation Plans Foundation Piles Location Data 49	STRUCTURAL - 1	vendor		Approval	
6007-PLN-GFG-00-50-P201	Beta East Southeast Solar Array Foundation Plans Foundation Piles Location Data 50	STRUCTURAL - 1	vendor		Approval	
6007-PLN-GFG-00-50-P202	Beta East Southeast Solar Array Foundation Plans Foundation Piles Location Data 51	STRUCTURAL - 1	vendor		Approval	
6007-PLN-GFG-00-50-P203	Beta East Southeast Solar Array Foundation Plans Foundation Piles Location Data 52	STRUCTURAL - 1	vendor		Approval	
6007-PLN-GFG-00-50-P204	Beta East Southeast Solar Array Foundation Plans Foundation Piles Location Data 53	STRUCTURAL - 1	vendor		Approval	
6007-PLN-GFG-00-50-P205	Beta East Southeast Solar Array Foundation Plans Foundation Piles Location Data 54	STRUCTURAL - 1	vendor		Approval	
6007-PLN-GFG-00-50-P206	Beta East Southeast Solar Array Foundation Plans Foundation Piles Location Data 55	STRUCTURAL - 1	vendor		Approval	
6007-PLN-GFG-00-50-P207	Beta East Southeast Solar Array Foundation Plans Foundation Piles Location Data 56	STRUCTURAL - 1	vendor		Approval	

ABENER TEYMA
MOJAVE

Compliance No.:	GEN-2					
Job :	Mojave Solar Project					
Date: 2/17/11	Description: Structural Master Drawing List					
Sheet No.	Description	Applicable Condition of Certification	Vendor Supplied or EOR	Submittal Date	Reason for Submittal	Revision
6007-PLN-GFG-00-50-P208	Beta East Southeast Solar Array Foundation Plans Foundation Piles Location Data 57	STRUCTURAL - 1	vendor		Approval	
6007-PLN-GFG-00-50-P209	Beta East Southeast Solar Array Foundation Plans Foundation Piles Location Data 58	STRUCTURAL - 1	vendor		Approval	
6007-PLN-GFG-00-50-P210	Beta East Southeast Solar Array Foundation Plans Foundation Piles Location Data 59	STRUCTURAL - 1	vendor		Approval	
6007-PLN-GFG-00-50-P211	Beta East Southeast Solar Array Foundation Plans Foundation Piles Location Data 60	STRUCTURAL - 1	vendor		Approval	
6007-PLN-GFG-00-50-P288	Beta East Southeast Solar Array Foundation Plans Foundation Piles Location Data 60	STRUCTURAL - 1	vendor		Approval	
6007-PLN-GFG-00-50-P289	Beta East Southeast Solar Array Foundation Plans Foundation Piles Location Data 60	STRUCTURAL - 1	vendor		Approval	
6007-PLN-GFG-00-50-P290	Beta East Southeast Solar Array Foundation Plans Foundation Piles Location Data 60	STRUCTURAL - 1	vendor		Approval	
6007-PLN-GFG-00-50-P291	Beta East Southeast Solar Array Foundation Plans Foundation Piles Location Data 60	STRUCTURAL - 1	vendor		Approval	
6007-PLN-GFG-00-50-P292	Beta East Southeast Solar Array Foundation Plans Foundation Piles Location Data 60	STRUCTURAL - 1	vendor		Approval	
6007-PLN-GFG-00-50-P293	Beta East Southeast Solar Array Foundation Plans Foundation Piles Location Data 60	STRUCTURAL - 1	vendor		Approval	
6007-PLN-GFG-00-50-P294	Beta East Southeast Solar Array Foundation Plans Foundation Piles Location Data 60	STRUCTURAL - 1	vendor		Approval	
6007-PLN-GFG-00-50-P295	Beta East Southeast Solar Array Foundation Plans Foundation Piles Location Data 60	STRUCTURAL - 1	vendor		Approval	
6007-PLN-GFG-00-50-P296	Beta East Southeast Solar Array Foundation Plans Foundation Piles Location Data 60	STRUCTURAL - 1	vendor		Approval	
6007-PLN-GFG-00-50-P297	Beta East Southeast Solar Array Foundation Plans Foundation Piles Location Data 60	STRUCTURAL - 1	vendor		Approval	
6007-PLN-GFG-00-50-P298	Beta East Southeast Solar Array Foundation Plans Foundation Piles Location Data 60	STRUCTURAL - 1	vendor		Approval	
6007-PLN-GFG-00-50-P299	Beta East Southeast Solar Array Foundation Plans Foundation Piles Location Data 60	STRUCTURAL - 1	vendor		Approval	
6007-PLN-GFG-00-50-P300	Beta East Southeast Solar Array Foundation Plans Foundation Piles Location Data 60	STRUCTURAL - 1	vendor		Approval	
6007-PLN-GFG-00-50-P301	Beta East Southeast Solar Array Foundation Plans Foundation Piles Location Data 60	STRUCTURAL - 1	vendor		Approval	
6007-PLN-GFG-00-50-P302	Beta East Southeast Solar Array Foundation Plans Foundation Piles Location Data 60	STRUCTURAL - 1	vendor		Approval	
6007-PLN-GFG-00-50-P303	Beta East Southeast Solar Array Foundation Plans Foundation Piles Location Data 60	STRUCTURAL - 1	vendor		Approval	
6007-PLN-GFG-00-50-P304	Beta East Southeast Solar Array Foundation Plans Foundation Piles Location Data 60	STRUCTURAL - 1	vendor		Approval	
6007-PLN-GFG-00-50-P305	Beta East Southeast Solar Array Foundation Plans Foundation Piles Location Data 60	STRUCTURAL - 1	vendor		Approval	
6007-PLN-GFG-00-50-P306	Beta East Southeast Solar Array Foundation Plans Foundation Piles Location Data 60	STRUCTURAL - 1	vendor		Approval	
6007-PLN-GFG-00-50-P307	Beta East Southeast Solar Array Foundation Plans Foundation Piles Location Data 60	STRUCTURAL - 1	vendor		Approval	
6007-PLN-GFG-00-50-P308	Beta East Southeast Solar Array Foundation Plans Foundation Piles Location Data 60	STRUCTURAL - 1	vendor		Approval	
6007-PLN-GFG-00-50-P309	Beta East Southeast Solar Array Foundation Plans Foundation Piles Location Data 60	STRUCTURAL - 1	vendor		Approval	
6007-PLN-GFG-00-50-P310	Beta East Southeast Solar Array Foundation Plans Foundation Piles Location Data 60	STRUCTURAL - 1	vendor		Approval	
6007-PLN-GFG-00-50-P311	Beta East Southeast Solar Array Foundation Plans Foundation Piles Location Data 60	STRUCTURAL - 1	vendor		Approval	
6007-PLN-GFG-00-50-P312	Beta East Southeast Solar Array Foundation Plans Foundation Piles Location Data 60	STRUCTURAL - 1	vendor		Approval	
6007-PLN-GFG-00-50-P313	Beta East Southeast Solar Array Foundation Plans Foundation Piles Location Data 60	STRUCTURAL - 1	vendor		Approval	
6007-PLN-GFG-00-50-P314	Beta East Southeast Solar Array Foundation Plans Foundation Piles Location Data 60	STRUCTURAL - 1	vendor		Approval	
6007-PLN-GFG-00-50-P315	Beta East Southeast Solar Array Foundation Plans Foundation Piles Location Data 60	STRUCTURAL - 1	vendor		Approval	
6007-PLN-GFG-00-50-P316	Beta East Southeast Solar Array Foundation Plans Foundation Piles Location Data 60	STRUCTURAL - 1	vendor		Approval	
6007-PLN-GFG-00-50-P317	Beta East Southeast Solar Array Foundation Plans Foundation Piles Location Data 60	STRUCTURAL - 1	vendor		Approval	
6007-PLN-GFG-00-50-P318	Beta East Southeast Solar Array Foundation Plans Foundation Piles Location Data 60	STRUCTURAL - 1	vendor		Approval	
6007-PLN-GFG-00-50-P319	Beta East Southeast Solar Array Foundation Plans Foundation Piles Location Data 60	STRUCTURAL - 1	vendor		Approval	
6007-PLN-GFG-00-50-P320	Beta East Southeast Solar Array Foundation Plans Foundation Piles Location Data 60	STRUCTURAL - 1	vendor		Approval	
6007-PLN-GFG-00-50-P321	Beta East Southeast Solar Array Foundation Plans Foundation Piles Location Data 60	STRUCTURAL - 1	vendor		Approval	
6007-PLN-GFG-00-50-P322	Beta East Southeast Solar Array Foundation Plans Foundation Piles Location Data 60	STRUCTURAL - 1	vendor		Approval	
6007-PLN-GFG-00-50-P323	Beta East Southeast Solar Array Foundation Plans Foundation Piles Location Data 60	STRUCTURAL - 1	vendor		Approval	
6007-PLN-GFG-00-50-P324	Beta East Southeast Solar Array Foundation Plans Foundation Piles Location Data 60	STRUCTURAL - 1	vendor		Approval	
6007-PLN-GFG-00-50-P325	Beta East Southeast Solar Array Foundation Plans Foundation Piles Location Data 60	STRUCTURAL - 1	vendor		Approval	
6007-PLN-GFG-00-50-P326	Beta East Southeast Solar Array Foundation Plans Foundation Piles Location Data 60	STRUCTURAL - 1	vendor		Approval	
6007-PLN-GFG-00-50-P327	Beta East Southeast Solar Array Foundation Plans Foundation Piles Location Data 60	STRUCTURAL - 1	vendor		Approval	
6007-PLN-GFG-00-50-P328	Beta East Southeast Solar Array Foundation Plans Foundation Piles Location Data 60	STRUCTURAL - 1	vendor		Approval	
6007-PLN-GFG-00-50-P329	Beta East Southeast Solar Array Foundation Plans Foundation Piles Location Data 60	STRUCTURAL - 1	vendor		Approval	
6007-PLN-GFG-00-50-P330	Beta East Southeast Solar Array Foundation Plans Foundation Piles Location Data 60	STRUCTURAL - 1	vendor		Approval	
6007-PLN-GFG-00-50-P331	Beta East Southeast Solar Array Foundation Plans Foundation Piles Location Data 60	STRUCTURAL - 1	vendor		Approval	
6007-PLN-GFG-00-50-P332	Beta East Southeast Solar Array Foundation Plans Foundation Piles Location Data 60	STRUCTURAL - 1	vendor		Approval	
6007-PLN-GFG-00-50-P333	Beta East Southeast Solar Array Foundation Plans Foundation Piles Location Data 60	STRUCTURAL - 1	vendor		Approval	
6007-PLN-GFG-00-50-P334	Beta East Southeast Solar Array Foundation Plans Foundation Piles Location Data 60	STRUCTURAL - 1	vendor		Approval	
6007-PLN-GFG-00-50-P335	Beta East Southeast Solar Array Foundation Plans Foundation Piles Location Data 60	STRUCTURAL - 1	vendor		Approval	
6007-PLN-GFG-00-50-P336	Beta East Southeast Solar Array Foundation Plans Foundation Piles Location Data 60	STRUCTURAL - 1	vendor		Approval	
6007-PLN-GFG-00-50-P337	Beta East Southeast Solar Array Foundation Plans Foundation Piles Location Data 60	STRUCTURAL - 1	vendor		Approval	
6007-PLN-GFG-00-50-P338	Beta East Southeast Solar Array Foundation Plans Foundation Piles Location Data 60	STRUCTURAL - 1	vendor		Approval	
6007-PLN-GFG-00-50-P339	Beta East Southeast Solar Array Foundation Plans Foundation Piles Location Data 60	STRUCTURAL - 1	vendor		Approval	
6007-PLN-GFG-00-50-P340	Beta East Southeast Solar Array Foundation Plans Foundation Piles Location Data 60	STRUCTURAL - 1	vendor		Approval	
6007-PLN-GFG-00-50-P341	Beta East Southeast Solar Array Foundation Plans Foundation Piles Location Data 60	STRUCTURAL - 1	vendor		Approval	
6007-PLN-GFG-00-50-P342	Beta East Southeast Solar Array Foundation Plans Foundation Piles Location Data 60	STRUCTURAL - 1	vendor		Approval	
6007-PLN-GFG-00-50-P343	Beta East Southeast Solar Array Foundation Plans Foundation Piles Location Data 60	STRUCTURAL - 1	vendor		Approval	
6007-PLN-GFG-00-50-P344	Beta East Southeast Solar Array Foundation Plans Foundation Piles Location Data 60	STRUCTURAL - 1	vendor		Approval	
6007-PLN-GFG-00-50-P345	Beta East Southeast Solar Array Foundation Plans Foundation Piles Location Data 60	STRUCTURAL - 1	vendor		Approval	
6007-PLN-GFG-00-50-P346	Beta East Southeast Solar Array Foundation Plans Foundation Piles Location Data 60	STRUCTURAL - 1	vendor		Approval	
6007-PLN-GFG-00-50-P347	North Alpha West Foundation Plans Cover	STRUCTURAL - 1	vendor		Approval	
6007-PLN-GFG-00-50-P348	North Alpha West Foundation Plans Notes Sheet	STRUCTURAL - 1	vendor		Approval	
6007-PLN-GFG-00-50-P349	North Alpha West Foundation Plans Working Points Layout I	STRUCTURAL - 1	vendor		Approval	
6007-PLN-GFG-00-50-P350	North Alpha West Foundation Plans Working Points Layout II	STRUCTURAL - 1	vendor		Approval	
6007-PLN-GFG-00-50-P351	North Alpha West Foundation Plans Working Points Layout III	STRUCTURAL - 1	vendor		Approval	
6007-PLN-GFG-00-50-P352	North Alpha West Foundation Plans Working Points IV	STRUCTURAL - 1	vendor		Approval	
6007-PLN-GFG-00-50-P353	North Alpha West Foundation Plans Working Points Layout V	STRUCTURAL - 1	vendor		Approval	
6007-PLN-GFG-00-50-P354	North Alpha West Foundation Plans Working Points Layout VI	STRUCTURAL - 1	vendor		Approval	
6007-PLN-GFG-00-50-P355	North Alpha West Foundation Plans Working Points Layout VII	STRUCTURAL - 1	vendor		Approval	
6007-PLN-GFG-00-50-P356	North Alpha West Foundation Plans Working Points Layout VIII	STRUCTURAL - 1	vendor		Approval	
6007-PLN-GFG-00-50-P357	North Alpha West Foundation Plans Piles Location Data 1	STRUCTURAL - 1	vendor		Approval	
6007-PLN-GFG-00-50-P358	North Alpha West Foundation Plans Piles Location Data 2	STRUCTURAL - 1	vendor		Approval	
6007-PLN-GFG-00-50-P359	North Alpha West Foundation Plans Piles Location Data 3	STRUCTURAL - 1	vendor		Approval	
6007-PLN-GFG-00-50-P360	North Alpha West Foundation Plans Piles Location Data 4	STRUCTURAL - 1	vendor		Approval	
6007-PLN-GFG-00-50-P361	North Alpha West Foundation Plans Piles Location Data 5	STRUCTURAL - 1	vendor		Approval	
6007-PLN-GFG-00-50-P362	North Alpha West Foundation Plans Piles Location Data 6	STRUCTURAL - 1	vendor		Approval	
6007-PLN-GFG-00-50-P363	North Alpha West Foundation Plans Piles Location Data 7	STRUCTURAL - 1	vendor		Approval	
6007-PLN-GFG-00-50-P364	North Alpha West Foundation Plans Piles Location Data 8	STRUCTURAL - 1	vendor		Approval	
6007-PLN-GFG-00-50-P365	North Alpha West Foundation Plans Piles Location Data 9	STRUCTURAL - 1	vendor		Approval	

ABENER TEYMA
MOJAVE

Compliance No.:	GEN-2					
Job :	Mojave Solar Project					
Date: 2/17/11	Description: Structural Master Drawing List					
Sheet No.	Description	Applicable Condition of Certification	Vendor Supplied or EOR	Submittal Date	Reason for Submittal	Revision
6007-PLN-GFG-00-50-P366	North Alpha West Foundation Plans Piles Location Data 10	STRUCTURAL - 1	vendor		Approval	
6007-PLN-GFG-00-50-P367	North Alpha West Foundation Plans Piles Location Data 11	STRUCTURAL - 1	vendor		Approval	
6007-PLN-GFG-00-50-P368	North Alpha West Foundation Plans Piles Location Data 12	STRUCTURAL - 1	vendor		Approval	
6007-PLN-GFG-00-50-P369	North Alpha West Foundation Plans Piles Location Data 13	STRUCTURAL - 1	vendor		Approval	
6007-PLN-GFG-00-50-P370	North Alpha West Foundation Plans Piles Location Data 14	STRUCTURAL - 1	vendor		Approval	
6007-PLN-GFG-00-50-P371	North Alpha West Foundation Plans Piles Location Data 15	STRUCTURAL - 1	vendor		Approval	
6007-PLN-GFG-00-50-P372	North Alpha West Foundation Plans Piles Location Data 16	STRUCTURAL - 1	vendor		Approval	
6007-PLN-GFG-00-50-P373	North Alpha West Foundation Plans Piles Location Data 17	STRUCTURAL - 1	vendor		Approval	
6007-PLN-GFG-00-50-P374	North Alpha West Foundation Plans Piles Location Data 18	STRUCTURAL - 1	vendor		Approval	
6007-PLN-GFG-00-50-P375	North Alpha West Foundation Plans Piles Location Data 19	STRUCTURAL - 1	vendor		Approval	
6007-PLN-GFG-00-50-P376	North Alpha West Foundation Plans Piles Location Data 20	STRUCTURAL - 1	vendor		Approval	
6007-PLN-GFG-00-50-P377	North Alpha West Foundation Plans Piles Location Data 21	STRUCTURAL - 1	vendor		Approval	
6007-PLN-GFG-00-50-P378	North Alpha West Foundation Plans Piles Location Data 22	STRUCTURAL - 1	vendor		Approval	
6007-PLN-GFG-00-50-P379	North Alpha West Foundation Plans Piles Location Data 23	STRUCTURAL - 1	vendor		Approval	
6007-PLN-GFG-00-50-P380	North Alpha West Foundation Plans Piles Location Data 24	STRUCTURAL - 1	vendor		Approval	
6007-PLN-GFG-00-50-P381	North Alpha West Foundation Plans Piles Location Data 25	STRUCTURAL - 1	vendor		Approval	
6007-PLN-GFG-00-50-P382	North Alpha West Foundation Plans Piles Location Data 26	STRUCTURAL - 1	vendor		Approval	
6007-PLN-GFG-00-50-P383	North Alpha West Foundation Plans Piles Location Data 27	STRUCTURAL - 1	vendor		Approval	
6007-PLN-GFG-00-50-P384	North Alpha West Foundation Plans Piles Location Data 28	STRUCTURAL - 1	vendor		Approval	
6007-PLN-GFG-00-50-P385	North Alpha West Foundation Plans Piles Location Data 29	STRUCTURAL - 1	vendor		Approval	
6007-PLN-GFG-00-50-P386	North Alpha West Foundation Plans Piles Location Data 30	STRUCTURAL - 1	vendor		Approval	
6007-PLN-GFG-00-50-P387	North Alpha West Foundation Plans Piles Location Data 31	STRUCTURAL - 1	vendor		Approval	
6007-PLN-GFG-00-50-P388	North Alpha West Foundation Plans Piles Location Data 32	STRUCTURAL - 1	vendor		Approval	
6007-PLN-GFG-00-50-P389	North Alpha West Foundation Plans Piles Location Data 33	STRUCTURAL - 1	vendor		Approval	
6007-PLN-GFG-00-50-P390	North Alpha West Foundation Plans Piles Location Data 34	STRUCTURAL - 1	vendor		Approval	
6007-PLN-GFG-00-50-P391	North Alpha West Foundation Plans Piles Location Data 35	STRUCTURAL - 1	vendor		Approval	
6007-PLN-GFG-00-50-P392	North Alpha West Foundation Plans Piles Location Data 36	STRUCTURAL - 1	vendor		Approval	
6007-PLN-GFG-00-50-P393	North Alpha West Foundation Plans Piles Location Data 37	STRUCTURAL - 1	vendor		Approval	
6007-PLN-GFG-00-50-P394	North Alpha West Foundation Plans Piles Location Data 38	STRUCTURAL - 1	vendor		Approval	
6007-PLN-GFG-00-50-P395	North Alpha West Foundation Plans Piles Location Data 39	STRUCTURAL - 1	vendor		Approval	
6007-PLN-GFG-00-50-P396	North Alpha West Foundation Plans Piles Location Data 40	STRUCTURAL - 1	vendor		Approval	
6007-PLN-GFG-00-50-P397	North Alpha West Foundation Plans Piles Location Data 41	STRUCTURAL - 1	vendor		Approval	
6007-PLN-GFG-00-50-P398	North Alpha West Foundation Plans Piles Location Data 42	STRUCTURAL - 1	vendor		Approval	
6007-PLN-GFG-00-50-P399	North Alpha West Foundation Plans Piles Location Data 43	STRUCTURAL - 1	vendor		Approval	
6007-PLN-GFG-00-50-P400	North Alpha West Foundation Plans Piles Location Data 44	STRUCTURAL - 1	vendor		Approval	
6007-PLN-GFG-00-50-P401	North Alpha West Foundation Plans Piles Location Data 45	STRUCTURAL - 1	vendor		Approval	
6007-PLN-GFG-00-50-P402	North Alpha West Foundation Plans Piles Location Data 46	STRUCTURAL - 1	vendor		Approval	
6007-PLN-GFG-00-50-P403	North Alpha West Foundation Plans Piles Location Data 47	STRUCTURAL - 1	vendor		Approval	
6007-PLN-GFG-00-50-P404	North Alpha West Foundation Plans Piles Location Data 48	STRUCTURAL - 1	vendor		Approval	
6007-PLN-GFG-00-50-P405	North Alpha West Foundation Plans Piles Location Data 49	STRUCTURAL - 1	vendor		Approval	
6007-PLN-GFG-00-50-P406	North Alpha West Foundation Plans Piles Location Data 50	STRUCTURAL - 1	vendor		Approval	
6007-PLN-GFG-00-50-P407	North Alpha West Foundation Plans Piles Location Data 51	STRUCTURAL - 1	vendor		Approval	
6007-PLN-GFG-00-50-P408	North Alpha West Foundation Plans Piles Location Data 52	STRUCTURAL - 1	vendor		Approval	
6007-PLN-GFG-00-50-P409	North Alpha West Foundation Plans Piles Location Data 53	STRUCTURAL - 1	vendor		Approval	
6007-PLN-GFG-00-50-P410	North Alpha West Foundation Plans Piles Location Data 54	STRUCTURAL - 1	vendor		Approval	
6007-PLN-GFG-00-50-P411	North Alpha West Foundation Plans Piles Location Data 55	STRUCTURAL - 1	vendor		Approval	
6007-PLN-GFG-00-50-P412	North Alpha West Foundation Plans Piles Location Data 56	STRUCTURAL - 1	vendor		Approval	
6007-PLN-GFG-00-50-P413	North Alpha West Foundation Plans Piles Location Data 57	STRUCTURAL - 1	vendor		Approval	
6007-PLN-GFG-00-50-P414	North Alpha West Foundation Plans Piles Location Data 58	STRUCTURAL - 1	vendor		Approval	
6007-PLN-GFG-00-50-P415	North Alpha West Foundation Plans Piles Location Data 59	STRUCTURAL - 1	vendor		Approval	
6007-PLN-GFG-00-50-P416	North Alpha West Foundation Plans Piles Location Data 60	STRUCTURAL - 1	vendor		Approval	
6007-PLN-GFG-00-50-P417	North Alpha West Foundation Plans Piles Location Data 61	STRUCTURAL - 1	vendor		Approval	
6007-PLN-GFG-00-50-P418	North Alpha West Foundation Plans Piles Location Data 62	STRUCTURAL - 1	vendor		Approval	
6007-PLN-GFG-00-50-P084	North Alpha West Foundation Plans Piles Location Data 63	STRUCTURAL - 1	vendor		Approval	
6007-PLN-GFG-00-50-P085	North Alpha West Foundation Plans Piles Location Data 64	STRUCTURAL - 1	vendor		Approval	
6007-PLN-GFG-00-50-P086	North Alpha West Foundation Plans Piles Location Data 65	STRUCTURAL - 1	vendor		Approval	
6007-PLN-GFG-00-50-P087	North Alpha West Foundation Plans Piles Location Data 66	STRUCTURAL - 1	vendor		Approval	
6007-PLN-GFG-00-50-P088	North Alpha West Foundation Plans Piles Location Data 67	STRUCTURAL - 1	vendor		Approval	
6007-PLN-GFG-00-50-P089	North Alpha West Foundation Plans Piles Location Data 68	STRUCTURAL - 1	vendor		Approval	
6007-PLN-GFG-00-50-P090	South Alpha East Foundation Plans Working Points Layout V	STRUCTURAL - 1	vendor		Approval	
6007-PLN-GFG-00-50-P091	South Alpha East Foundation Plans Piles Location Data 1	STRUCTURAL - 1	vendor		Approval	
6007-PLN-GFG-00-50-P092	South Alpha East Foundation Plans Piles Location Data 2	STRUCTURAL - 1	vendor		Approval	
6007-PLN-GFG-00-50-P093	South Alpha East Foundation Plans Piles Location Data 3	STRUCTURAL - 1	vendor		Approval	
6007-PLN-GFG-00-50-P094	South Alpha East Foundation Plans Piles Location Data 4	STRUCTURAL - 1	vendor		Approval	
6007-PLN-GFG-00-50-P095	South Alpha East Foundation Plans Piles Location Data 5	STRUCTURAL - 1	vendor		Approval	
6007-PLN-GFG-00-50-P096	South Alpha East Foundation Plans Piles Location Data 6	STRUCTURAL - 1	vendor		Approval	
6007-PLN-GFG-00-50-P097	South Alpha East Foundation Plans Piles Location Data 7	STRUCTURAL - 1	vendor		Approval	
6007-PLN-GFG-00-50-P098	South Alpha East Foundation Plans Piles Location Data 8	STRUCTURAL - 1	vendor		Approval	
6007-PLN-GFG-00-50-P099	South Alpha East Foundation Plans Piles Location Data 9	STRUCTURAL - 1	vendor		Approval	
6007-PLN-GFG-00-50-P100	South Alpha East Foundation Plans Piles Location Data 10	STRUCTURAL - 1	vendor		Approval	
6007-PLN-GFG-00-50-P101	South Alpha East Foundation Plans Piles Location Data 11	STRUCTURAL - 1	vendor		Approval	
6007-PLN-GFG-00-50-P102	South Alpha East Foundation Plans Piles Location Data 12	STRUCTURAL - 1	vendor		Approval	
6007-PLN-GFG-00-50-P103	South Alpha East Foundation Plans Piles Location Data 13	STRUCTURAL - 1	vendor		Approval	
6007-PLN-GFG-00-50-P104	South Alpha East Foundation Plans Piles Location Data 14	STRUCTURAL - 1	vendor		Approval	
6007-PLN-GFG-00-50-P105	South Alpha East Foundation Plans Piles Location Data 15	STRUCTURAL - 1	vendor		Approval	
6007-PLN-GFG-00-50-P106	South Alpha East Foundation Plans Piles Location Data 16	STRUCTURAL - 1	vendor		Approval	
6007-PLN-GFG-00-50-P107	South Alpha East Foundation Plans Piles Location Data 17	STRUCTURAL - 1	vendor		Approval	
6007-PLN-GFG-00-50-P108	South Alpha East Foundation Plans Piles Location Data 18	STRUCTURAL - 1	vendor		Approval	
6007-PLN-GFG-00-50-P109	South Alpha East Foundation Plans Piles Location Data 19	STRUCTURAL - 1	vendor		Approval	
6007-PLN-GFG-00-50-P110	South Alpha East Foundation Plans Piles Location Data 20	STRUCTURAL - 1	vendor		Approval	
6007-PLN-GFG-00-50-P111	South Alpha East Foundation Plans Piles Location Data 21	STRUCTURAL - 1	vendor		Approval	
6007-PLN-GFG-00-50-P112	South Alpha East Foundation Plans Piles Location Data 22	STRUCTURAL - 1	vendor		Approval	

ABENER TEYMA MOJAVE

Compliance No.:	GEN-2					
Job :	Mojave Solar Project					
Date: 2/17/11	Description: Structural Master Drawing List					
Sheet No.	Description	Applicable Condition of Certification	Vendor Supplied or EOR	Submittal Date	Reason for Submittal	Revision
6007-PLN-GFG-00-50-P113	South Alpha East Foundation Plans Piles Location Data 23	STRUCTURAL - 1	vendor		Approval	
6007-PLN-GFG-00-50-P114	South Alpha East Foundation Plans Piles Location Data 24	STRUCTURAL - 1	vendor		Approval	
6007-PLN-GFG-00-50-P115	South Alpha East Foundation Plans Piles Location Data 25	STRUCTURAL - 1	vendor		Approval	
6007-PLN-GFG-00-50-P116	South Alpha East Foundation Plans Piles Location Data 26	STRUCTURAL - 1	vendor		Approval	
6007-PLN-GFG-00-50-P117	South Alpha East Foundation Plans Piles Location Data 27	STRUCTURAL - 1	vendor		Approval	
6007-PLN-GFG-00-50-P118	South Alpha East Foundation Plans Piles Location Data 28	STRUCTURAL - 1	vendor		Approval	
6007-PLN-GFG-00-50-P119	South Alpha East Foundation Plans Piles Location Data 29	STRUCTURAL - 1	vendor		Approval	
6007-PLN-GFG-00-50-P120	South Alpha East Foundation Plans Piles Location Data 30	STRUCTURAL - 1	vendor		Approval	
6007-PLN-GFG-00-50-P121	South Alpha East Foundation Plans Piles Location Data 31	STRUCTURAL - 1	vendor		Approval	
6007-PLN-GFG-00-50-P122	South Alpha East Foundation Plans Piles Location Data 32	STRUCTURAL - 1	vendor		Approval	
6007-PLN-GFG-00-50-P123	South Alpha East Foundation Plans Piles Location Data 33	STRUCTURAL - 1	vendor		Approval	
6007-PLN-GFG-00-50-P124	South Alpha East Foundation Plans Piles Location Data 34	STRUCTURAL - 1	vendor		Approval	
6007-PLN-GFG-00-50-P125	South Alpha East Foundation Plans Piles Location Data 35	STRUCTURAL - 1	vendor		Approval	
6007-PLN-GFG-00-50-P126	South Alpha East Foundation Plans Piles Location Data 36	STRUCTURAL - 1	vendor		Approval	
6007-PLN-GFG-00-50-P127	South Alpha East Foundation Plans Piles Location Data 37	STRUCTURAL - 1	vendor		Approval	
6007-PLN-GFG-00-50-P128	South Alpha East Foundation Plans Piles Location Data 38	STRUCTURAL - 1	vendor		Approval	
6007-PLN-GFG-00-50-P129	South Alpha East Foundation Plans Piles Location Data 39	STRUCTURAL - 1	vendor		Approval	
6007-PLN-GFG-00-50-P130	South Alpha East Foundation Plans Piles Location Data 40	STRUCTURAL - 1	vendor		Approval	
6007-PLN-GFG-00-50-P131	South Alpha East Foundation Plans Piles Location Data 41	STRUCTURAL - 1	vendor		Approval	
6007-PLN-GFG-00-50-P132	South Alpha East Foundation Plans Piles Location Data 42	STRUCTURAL - 1	vendor		Approval	
6007-PLN-GFG-00-50-P133	South Alpha East Foundation Plans Piles Location Data 43	STRUCTURAL - 1	vendor		Approval	
6007-PLN-GFG-00-50-P134	South Alpha East Foundation Plans Piles Location Data 44	STRUCTURAL - 1	vendor		Approval	
6007-PLN-GFG-00-50-P135	South Alpha East Foundation Plans Piles Location Data 45	STRUCTURAL - 1	vendor		Approval	
6007-PLN-GFG-00-50-P136	South Alpha East Foundation Plans Piles Location Data 46	STRUCTURAL - 1	vendor		Approval	
6007-PLN-GFG-00-50-P137	South Alpha East Foundation Plans Piles Location Data 47	STRUCTURAL - 1	vendor		Approval	
6007-PLN-GFG-00-50-P138	South Alpha East Foundation Plans Piles Location Data 48	STRUCTURAL - 1	vendor		Approval	
6007-PLN-GFG-00-50-P139	South Alpha East Foundation Plans Piles Location Data 49	STRUCTURAL - 1	vendor		Approval	
6007-PLN-GFG-00-50-P140	South Alpha East Foundation Plans Piles Location Data 50	STRUCTURAL - 1	vendor		Approval	
6007-PLN-GFG-00-50-P141	South Alpha East Foundation Plans Piles Location Data 51	STRUCTURAL - 1	vendor		Approval	
6007-PLN-GFG-00-50-P142	South Alpha East Foundation Plans Piles Location Data 52	STRUCTURAL - 1	vendor		Approval	
6007-ESP-RJK-33-50-0007	Foundation Calculations-Type II Anchor Bolt Tolerance (N-S) Fix	STRUCTURAL - 1	vendor		Approval	5
6007-PLN-AGE-67-52-4060	Alph a Plant Cooling Tower Foundation Phase 1 Details	STRUCTURAL - 1	vendor	8/24/2012	Approval	2
6007-PLN-AGE-67-52-8040	Beta Plant Cooling Tower Foundation Plan	STRUCTURAL - 1	vendor	8/24/2012	Approval	3
6007-PLN-AGE-67-52-8060	Beta Plant Cooling Tower Foundation Phase 1 Details	STRUCTURAL - 1	vendor	8/24/2012	Approval	2
6007-PLN-AGE-57-52-6200	Beta Plant, S, HTF pipe support foundations. Cover sheet	STRUCTURAL - 1	vendor	8/17/2012	Approval	0
6007-PLN-AGE-57-52-6201	Beta Plant, S, HTF pipe support foundations. General notes	STRUCTURAL - 1	vendor	8/17/2012	Approval	0
6007-PLN-AGE-57-52-6202	Beta Plant, S, HTF pipe support foundations. Foundations plan I	STRUCTURAL - 1	vendor	8/17/2012	Approval	0
6007-PLN-AGE-57-52-6203	Beta Plant, S, HTF pipe support foundations. Foundations plan II	STRUCTURAL - 1	vendor	8/17/2012	Approval	0
6007-PLN-AGE-57-52-6204	Beta Plant, S, HTF pipe support foundations. Coordinates I	STRUCTURAL - 1	vendor	8/17/2012	Approval	0
6007-PLN-AGE-57-52-6205	Beta Plant, S, HTF pipe support foundations. Coordinates II	STRUCTURAL - 1	vendor	8/17/2012	Approval	0
6007-PLN-AGE-57-52-6206	Beta Plant, S, HTF pipe support foundations. Coordinates IIII	STRUCTURAL - 1	vendor	8/17/2012	Approval	0
6007-PLN-AGE-57-52-6207	Beta Plant, S, HTF pipe support foundations. Coordinates IV	STRUCTURAL - 1	vendor	8/17/2012	Approval	0
6007-PLN-AGE-57-52-6208	Beta Plant, S, HTF pipe support foundations. Coordinates V	STRUCTURAL - 1	vendor	8/17/2012	Approval	0
6007-PLN-AGE-57-52-6209	Beta Plant, S, HTF pipe support foundations. Coordinates VI	STRUCTURAL - 1	vendor	8/17/2012	Approval	0
6007-PLN-AGE-57-52-6210	Beta Plant, S, HTF pipe support foundations. Coordinates VII	STRUCTURAL - 1	vendor	8/17/2012	Approval	0
6007-PLN-AGE-57-52-6211	Beta Plant, S, HTF pipe support foundations. Coordinates VIII	STRUCTURAL - 1	vendor	8/17/2012	Approval	0
6007-PLN-AGE-57-52-6212	Beta Plant, S, HTF pipe support foundations. Coordinates IX	STRUCTURAL - 1	vendor	8/17/2012	Approval	0
6007-PLN-AGE-57-52-6213	Beta Plant, S, HTF pipe support foundations. Sections and Details I	STRUCTURAL - 1	vendor	8/17/2012	Approval	0
6007-PLN-AGE-57-52-6214	Beta Plant, S, HTF pipe support foundations. Sections and Details II	STRUCTURAL - 1	vendor	8/17/2012	Approval	0
6007-PLN-AGE-57-52-6220	Beta Plant, E, HTF pipe support foundations. Cover sheet	STRUCTURAL - 1	vendor	8/17/2012	Approval	0
6007-PLN-AGE-57-52-6221	Beta Plant, E, HTF pipe support foundations. General notes	STRUCTURAL - 1	vendor	8/17/2012	Approval	0
6007-PLN-AGE-57-52-6222	Beta Plant, E, HTF pipe support foundations. Foundations plan	STRUCTURAL - 1	vendor	8/17/2012	Approval	0
6007-PLN-AGE-57-52-6223	Beta Plant, E, HTF pipe support foundations. Coordinates I	STRUCTURAL - 1	vendor	8/17/2012	Approval	0
6007-PLN-AGE-57-52-6224	Beta Plant, E, HTF pipe support foundations. Coordinates II	STRUCTURAL - 1	vendor	8/17/2012	Approval	0
6007-PLN-AGE-57-52-6225	Beta Plant, E, HTF pipe support foundations. Coordinates III	STRUCTURAL - 1	vendor	8/17/2012	Approval	0
6007-PLN-AGE-57-52-6226	Beta Plant, E, HTF pipe support foundations. Coordinates IV	STRUCTURAL - 1	vendor	8/17/2012	Approval	0
6007-PLN-AGE-57-52-6227	Beta Plant, E, HTF pipe support foundations. Sections and Details	STRUCTURAL - 1	vendor	8/17/2012	Approval	0
6007-PLN-AGE-57-52-6240	Beta Plant, W, HTF pipe support foundations. Cover sheet	STRUCTURAL - 1	vendor	8/17/2012	Approval	0
6007-PLN-AGE-57-52-6241	Beta Plant, W, HTF pipe support foundations. General notes	STRUCTURAL - 1	vendor	8/17/2012	Approval	0
6007-PLN-AGE-57-52-6242	Beta Plant, W, HTF pipe support foundations. Foundations plan	STRUCTURAL - 1	vendor	8/17/2012	Approval	0
6007-PLN-AGE-57-52-6243	Beta Plant, W, HTF pipe support foundations. Coordinates I	STRUCTURAL - 1	vendor	8/17/2012	Approval	0
6007-PLN-AGE-57-52-6244	Beta Plant, W, HTF pipe support foundations. Coordinates II	STRUCTURAL - 1	vendor	8/17/2012	Approval	0
6007-PLN-AGE-57-52-6245	Beta Plant, W, HTF pipe support foundations. Coordinates IIII	STRUCTURAL - 1	vendor	8/17/2012	Approval	0
6007-PLN-AGE-57-52-6246	Beta Plant, W, HTF pipe support foundations. Coordinates IV	STRUCTURAL - 1	vendor	8/17/2012	Approval	0
6007-PLN-AGE-57-52-6247	Beta Plant, W, HTF pipe support foundations. Coordinates V	STRUCTURAL - 1	vendor	8/17/2012	Approval	0
6007-PLN-AGE-57-52-6248	Beta Plant, W, HTF pipe support foundations. Sections and Details I	STRUCTURAL - 1	vendor	8/17/2012	Approval	0
6007-PLN-AGE-57-52-6249	Beta Plant, W, HTF pipe support foundations. Sections and Details II	STRUCTURAL - 1	vendor	8/17/2012	Approval	0
6007-PLN-AGE-57-52-6260	Beta Plant, N, HTF pipe support foundations. Cover sheet	STRUCTURAL - 1	vendor	8/17/2012	Approval	0
6007-PLN-AGE-57-52-6261	Beta Plant, N, HTF pipe support foundations. General notes	STRUCTURAL - 1	vendor	8/17/2012	Approval	0
6007-PLN-AGE-57-52-6262	Beta Plant, N, HTF pipe support foundations. Foundations plan I	STRUCTURAL - 1	vendor	8/17/2012	Approval	0
6007-PLN-AGE-57-52-6263	Beta Plant, N, HTF pipe support foundations. Foundations plan II	STRUCTURAL - 1	vendor	8/17/2012	Approval	0
6007-PLN-AGE-57-52-6264	Beta Plant, N, HTF pipe support foundations. Coordinates I	STRUCTURAL - 1	vendor	8/17/2012	Approval	0
6007-PLN-AGE-57-52-6265	Beta Plant, N, HTF pipe support foundations. Coordinates II	STRUCTURAL - 1	vendor	8/17/2012	Approval	0
6007-PLN-AGE-57-52-6266	Beta Plant, N, HTF pipe support foundations. Coordinates III	STRUCTURAL - 1	vendor	8/17/2012	Approval	0
6007-PLN-AGE-57-52-6267	Beta Plant, N, HTF pipe support foundations. Coordinates IV	STRUCTURAL - 1	vendor	8/17/2012	Approval	0
6007-PLN-AGE-57-52-6268	Beta Plant, N, HTF pipe support foundations. Coordinates V	STRUCTURAL - 1	vendor	8/17/2012	Approval	0
6007-PLN-AGE-57-52-6269	Beta Plant, N, HTF pipe support foundations. Coordinates VI	STRUCTURAL - 1	vendor	8/17/2012	Approval	0
6007-PLN-AGE-57-52-6270	Beta Plant, N, HTF pipe support foundations. Coordinates VII	STRUCTURAL - 1	vendor	8/17/2012	Approval	0
6007-PLN-AGE-57-52-6271	Beta Plant, N, HTF pipe support foundations. Coordinates VIII	STRUCTURAL - 1	vendor	8/17/2012	Approval	0
6007-PLN-AGE-57-52-6272	Beta Plant, N, HTF pipe support foundations. Coordinates IX	STRUCTURAL - 1	vendor	8/17/2012	Approval	0
6007-PLN-AGE-57-52-6273	Beta Plant, N, HTF pipe support foundations. Sections and Details I	STRUCTURAL - 1	vendor	8/17/2012	Approval	0
6007-PLN-AGE-57-52-6274	Beta Plant, N, HTF pipe support foundations. Sections and Details II	STRUCTURAL - 1	vendor	8/17/2012	Approval	0

Compliance No.:	GEN-2					
Job :	Mojave Solar Project					
Date: 2/17/11	Description: Structural Master Drawing List					
Sheet No.	Description	Applicable Condition of Certification	Vendor Supplied or EOR	Submittal Date	Reason for Submittal	Revision
6007-PLN-AGE-57-52-6280	Beta Plant, FW, HTF pipe support foundations. Cover sheet	STRUCTURAL - 1	vendor	8/17/2012	Approval	0
6007-PLN-AGE-57-52-6281	Beta Plant, FW, HTF pipe support foundations. General notes	STRUCTURAL - 1	vendor	8/17/2012	Approval	0
6007-PLN-AGE-57-52-6282	Beta Plant, FW, HTF pipe support foundations. Foundations plan	STRUCTURAL - 1	vendor	8/17/2012	Approval	0
6007-PLN-AGE-57-52-6283	Beta Plant, FW, HTF pipe support foundations. Coordinates I	STRUCTURAL - 1	vendor	8/17/2012	Approval	0
6007-PLN-AGE-57-52-6284	Beta Plant, FW, HTF pipe support foundations. Coordinates II	STRUCTURAL - 1	vendor	8/17/2012	Approval	0
6007-PLN-AGE-57-52-6285	Beta Plant, FW, HTF pipe support foundations. Coordinates III	STRUCTURAL - 1	vendor	8/17/2012	Approval	0
6007-PLN-AGE-57-52-6286	Beta Plant, FW, HTF pipe support foundations. Coordinates IV	STRUCTURAL - 1	vendor	8/17/2012	Approval	0
6007-PLN-AGE-57-52-6287	Beta Plant, FW, HTF pipe support foundations. Sections and Details	STRUCTURAL - 1	vendor	8/17/2012	Approval	0
6007-CAL-AGE-57-52-6201	Calculation report for HTF pipe support foundations, Beta Plant, S	STRUCTURAL - 1	vendor	8/17/2012	Approval	0
6007-CAL-AGE-57-52-6202	Calculation report for HTF pipe support foundations, Beta Plant, E	STRUCTURAL - 1	vendor	8/17/2012	Approval	0
6007-CAL-AGE-57-52-6204	Calculation report for HTF pipe support foundations, Beta Plant, W	STRUCTURAL - 1	vendor	8/17/2012	Approval	0
6007-CAL-AGE-57-52-6205	Calculation report for HTF pipe support foundations, Beta Plant, N	STRUCTURAL - 1	vendor	8/17/2012	Approval	0
6007-CAL-AGE-57-52-6207	Calculation report for HTF pipe support foundations, Beta Plant, FW	STRUCTURAL - 1	vendor	8/17/2012	Approval	0
6007-PLN-AGE-57-52-2200	Alpha Plant, NE, HTF pipe support foundations. Cover sheet	STRUCTURAL - 1	vendor	8/21/2012	Approval	1
6007-PLN-AGE-57-52-2201	Alpha Plant, NE, HTF pipe support foundations. General notes	STRUCTURAL - 1	vendor	8/21/2012	Approval	1
6007-PLN-AGE-57-52-2202	Alpha Plant, NE, HTF pipe support foundations. Foundations plan I	STRUCTURAL - 1	vendor	8/21/2012	Approval	1
6007-PLN-AGE-57-52-2203	Alpha Plant, NE, HTF pipe support foundations. Coordinates I	STRUCTURAL - 1	vendor	8/21/2012	Approval	1
6007-PLN-AGE-57-52-2204	Alpha Plant, NE, HTF pipe support foundations. Coordinates II	STRUCTURAL - 1	vendor	8/21/2012	Approval	1
6007-PLN-AGE-57-52-2205	Alpha Plant, NE, HTF pipe support foundations. Coordinates III	STRUCTURAL - 1	vendor	8/21/2012	Approval	1
6007-PLN-AGE-57-52-2206	Alpha Plant, NE, HTF pipe support foundations. Coordinates IV	STRUCTURAL - 1	vendor	8/21/2012	Approval	1
6007-PLN-AGE-57-52-2207	Alpha Plant, NE, HTF pipe support foundations. Sections and Details I	STRUCTURAL - 1	vendor	8/21/2012	Approval	1
6007-PLN-AGE-57-52-2208	Alpha Plant, NE, HTF pipe support foundations. Sections and Details II	STRUCTURAL - 1	vendor	8/21/2012	Approval	1
6007-PLN-AGE-57-52-2220	Alpha Plant, E, HTF pipe support foundations. Cover sheet	STRUCTURAL - 1	vendor	8/21/2012	Approval	0
6007-PLN-AGE-57-52-2221	Alpha Plant, E, HTF pipe support foundations. General notes	STRUCTURAL - 1	vendor	8/21/2012	Approval	0
6007-PLN-AGE-57-52-2222	Alpha Plant, E, HTF pipe support foundations. Foundations plan I	STRUCTURAL - 1	vendor	8/21/2012	Approval	0
6007-PLN-AGE-57-52-2223	Alpha Plant, E, HTF pipe support foundations. Foundations plan II	STRUCTURAL - 1	vendor	8/21/2012	Approval	0
6007-PLN-AGE-57-52-2224	Alpha Plant, E, HTF pipe support foundations. Coordinates I	STRUCTURAL - 1	vendor	8/21/2012	Approval	0
6007-PLN-AGE-57-52-2225	Alpha Plant, E, HTF pipe support foundations. Coordinates II	STRUCTURAL - 1	vendor	8/21/2012	Approval	0
6007-PLN-AGE-57-52-2226	Alpha Plant, E, HTF pipe support foundations. Coordinates III	STRUCTURAL - 1	vendor	8/21/2012	Approval	0
6007-PLN-AGE-57-52-2227	Alpha Plant, E, HTF pipe support foundations. Coordinates IV	STRUCTURAL - 1	vendor	8/21/2012	Approval	0
6007-PLN-AGE-57-52-2228	Alpha Plant, E, HTF pipe support foundations. Coordinates V	STRUCTURAL - 1	vendor	8/21/2012	Approval	0
6007-PLN-AGE-57-52-2229	Alpha Plant, E, HTF pipe support foundations. Coordinates VI	STRUCTURAL - 1	vendor	8/21/2012	Approval	0
6007-PLN-AGE-57-52-2230	Alpha Plant, E, HTF pipe support foundations. Coordinates VII	STRUCTURAL - 1	vendor	8/21/2012	Approval	0
6007-PLN-AGE-57-52-2231	Alpha Plant, E, HTF pipe support foundations. Coordinates VIII	STRUCTURAL - 1	vendor	8/21/2012	Approval	0
6007-PLN-AGE-57-52-2232	Alpha Plant, E, HTF pipe support foundations. Coordinates IX	STRUCTURAL - 1	vendor	8/21/2012	Approval	0
6007-PLN-AGE-57-52-2233	Alpha Plant, E, HTF pipe support foundations. Sections and Details	STRUCTURAL - 1	vendor	8/21/2012	Approval	0
6007-PLN-AGE-57-52-2240	Alpha Plant, NW, HTF pipe support foundations. Cover sheet	STRUCTURAL - 1	vendor	8/21/2012	Approval	0
6007-PLN-AGE-57-52-2241	Alpha Plant, NW, HTF pipe support foundations. General notes	STRUCTURAL - 1	vendor	8/21/2012	Approval	0
6007-PLN-AGE-57-52-2242	Alpha Plant, NW, HTF pipe support foundations. Foundations plan I	STRUCTURAL - 1	vendor	8/21/2012	Approval	0
6007-PLN-AGE-57-52-2243	Alpha Plant, NW, HTF pipe support foundations. Foundations plan II	STRUCTURAL - 1	vendor	8/21/2012	Approval	0
6007-PLN-AGE-57-52-2244	Alpha Plant, NW, HTF pipe support foundations. Foundations plan III	STRUCTURAL - 1	vendor	8/21/2012	Approval	0
6007-PLN-AGE-57-52-2245	Alpha Plant, NW, HTF pipe support foundations. Coordinates I	STRUCTURAL - 1	vendor	8/21/2012	Approval	0
6007-PLN-AGE-57-52-2246	Alpha Plant, NW, HTF pipe support foundations. Coordinates II	STRUCTURAL - 1	vendor	8/21/2012	Approval	0
6007-PLN-AGE-57-52-2247	Alpha Plant, NW, HTF pipe support foundations. Coordinates III	STRUCTURAL - 1	vendor	8/21/2012	Approval	0
6007-PLN-AGE-57-52-2248	Alpha Plant, NW, HTF pipe support foundations. Coordinates IV	STRUCTURAL - 1	vendor	8/21/2012	Approval	0
6007-PLN-AGE-57-52-2249	Alpha Plant, NW, HTF pipe support foundations. Coordinates V	STRUCTURAL - 1	vendor	8/21/2012	Approval	0
6007-PLN-AGE-57-52-2250	Alpha Plant, NW, HTF pipe support foundations. Coordinates VI	STRUCTURAL - 1	vendor	8/21/2012	Approval	0
6007-PLN-AGE-57-52-2251	Alpha Plant, NW, HTF pipe support foundations. Coordinates VII	STRUCTURAL - 1	vendor	8/21/2012	Approval	0
6007-PLN-AGE-57-52-2252	Alpha Plant, NW, HTF pipe support foundations. Coordinates VIII	STRUCTURAL - 1	vendor	8/21/2012	Approval	0
6007-PLN-AGE-57-52-2253	Alpha Plant, NW, HTF pipe support foundations. Coordinates IX	STRUCTURAL - 1	vendor	8/21/2012	Approval	0
6007-PLN-AGE-57-52-2254	Alpha Plant, NW, HTF pipe support foundations. Coordinates X	STRUCTURAL - 1	vendor	8/21/2012	Approval	0
6007-PLN-AGE-57-52-2255	Alpha Plant, NW, HTF pipe support foundations. Sections and Details I	STRUCTURAL - 1	vendor	8/21/2012	Approval	0
6007-PLN-AGE-57-52-2256	Alpha Plant, NW, HTF pipe support foundations. Sections and Details II	STRUCTURAL - 1	vendor	8/21/2012	Approval	0
6007-PLN-AGE-57-52-2260	Alpha Plant, W, HTF pipe support foundations. Cover sheet	STRUCTURAL - 1	vendor	8/21/2012	Approval	0
6007-PLN-AGE-57-52-2261	Alpha Plant, W, HTF pipe support foundations. General notes	STRUCTURAL - 1	vendor	8/21/2012	Approval	0
6007-PLN-AGE-57-52-2262	Alpha Plant, W, HTF pipe support foundations. Foundations plan I	STRUCTURAL - 1	vendor	8/21/2012	Approval	0
6007-PLN-AGE-57-52-2263	Alpha Plant, W, HTF pipe support foundations. Foundations plan II	STRUCTURAL - 1	vendor	8/21/2012	Approval	0
6007-PLN-AGE-57-52-2264	Alpha Plant, W, HTF pipe support foundations. Coordinates I	STRUCTURAL - 1	vendor	8/21/2012	Approval	0
6007-PLN-AGE-57-52-2265	Alpha Plant, W, HTF pipe support foundations. Coordinates II	STRUCTURAL - 1	vendor	8/21/2012	Approval	0
6007-PLN-AGE-57-52-2266	Alpha Plant, W, HTF pipe support foundations. Coordinates III	STRUCTURAL - 1	vendor	8/21/2012	Approval	0
6007-PLN-AGE-57-52-2267	Alpha Plant, W, HTF pipe support foundations. Coordinates IV	STRUCTURAL - 1	vendor	8/21/2012	Approval	0
6007-PLN-AGE-57-52-2268	Alpha Plant, W, HTF pipe support foundations. Coordinates V	STRUCTURAL - 1	vendor	8/21/2012	Approval	0
6007-PLN-AGE-57-52-2269	Alpha Plant, W, HTF pipe support foundations. Coordinates VI	STRUCTURAL - 1	vendor	8/21/2012	Approval	0
6007-PLN-AGE-57-52-2270	Alpha Plant, W, HTF pipe support foundations. Coordinates VII	STRUCTURAL - 1	vendor	8/21/2012	Approval	0
6007-PLN-AGE-57-52-2271	Alpha Plant, W, HTF pipe support foundations. Coordinates VIII	STRUCTURAL - 1	vendor	8/21/2012	Approval	0
6007-PLN-AGE-57-52-2272	Alpha Plant, W, HTF pipe support foundations. Sections and Details I	STRUCTURAL - 1	vendor	8/21/2012	Approval	0
6007-PLN-AGE-57-52-2273	Alpha Plant, W, HTF pipe support foundations. Sections and Details II	STRUCTURAL - 1	vendor	8/21/2012	Approval	0
6007-CAL-AGE-57-52-2201	Calculation report for HTF pipe support foundations, Alpha Plant, NE	STRUCTURAL - 1	vendor	8/21/2012	Approval	1
6007-CAL-AGE-57-52-2202	Calculation report for HTF pipe support foundations, Alpha Plant, E	STRUCTURAL - 1	vendor	8/21/2012	Approval	0
6007-CAL-AGE-57-52-2203	Calculation report for HTF pipe support foundations, Alpha Plant, W	STRUCTURAL - 1	vendor	8/21/2012	Approval	0
6007-CAL-AGE-57-52-2204	Calculation report for HTF pipe support foundations, Alpha Plant, NW	STRUCTURAL - 1	vendor	8/21/2012	Approval	0
Regional Water Quality Control		STRUCTURAL - 1	vendor		Approval	
6007-PLN-GFG-00-50-C448		STRUCTURAL - 1	vendor		Approval	
6007-PLN-PRI-39-62-1101	COVER	STRUCTURAL - 1	vendor		Approval	
6007-PLN-PRI-39-62-1102	TANK PLANS	STRUCTURAL - 1	vendor		Approval	
6007-PLN-PRI-39-62-1103	TANK PLANS	STRUCTURAL - 1	vendor		Approval	
6007-PLN-PRI-39-62-1104	TANK PLANS	STRUCTURAL - 1	vendor		Approval	
6007-PLN-PRI-39-62-1105	TANK PLANS	STRUCTURAL - 1	vendor		Approval	
6007-PLN-PRI-39-62-1106	TANK PLANS	STRUCTURAL - 1	vendor		Approval	
6007-PLN-PRI-39-62-1107	TANK PLANS	STRUCTURAL - 1	vendor		Approval	
6007-PLN-PRI-39-62-1108	TANK PLANS	STRUCTURAL - 1	vendor		Approval	
6007-PLN-PRI-39-62-1109	TANK PLANS	STRUCTURAL - 1	vendor		Approval	

ABENER TEYMA MOJAVE

Compliance No.:	GEN-2					
Job :	Mojave Solar Project					
Date: 2/17/11	Description: Structural Master Drawing List					
Sheet No.	Description	Applicable Condition of Certification	Vendor Supplied or EOR	Submittal Date	Reason for Submittal	Revision
6007-PLN-PRI-39-62-1110	TANK PLANS	STRUCTURAL - 1	vendor		Approval	
6007-PLN-PRI-39-62-1111	TANK PLANS	STRUCTURAL - 1	vendor		Approval	
6007-PLN-PRI-39-62-1112	TANK PLANS	STRUCTURAL - 1	vendor		Approval	
6007-PLN-PRI-39-62-1113	TANK PLANS	STRUCTURAL - 1	vendor		Approval	
6007-PLN-PRI-39-62-1114	TANK PLANS	STRUCTURAL - 1	vendor		Approval	
6007-PLN-PRI-39-62-1115	TANK PLANS	STRUCTURAL - 1	vendor		Approval	
6007-PLN-PRI-39-62-1116	TANK PLANS	STRUCTURAL - 1	vendor		Approval	
6007-PLN-PRI-39-62-1117	TANK PLANS	STRUCTURAL - 1	vendor		Approval	
6007-PLN-PRI-39-62-1118	TANK PLANS	STRUCTURAL - 1	vendor		Approval	
6007-PLN-PRI-39-62-1119	TANK PLANS	STRUCTURAL - 1	vendor		Approval	
6007-PLN-PRI-39-62-1120	TANK PLANS	STRUCTURAL - 1	vendor		Approval	
6007-PLN-PRI-39-62-1121	TANK PLANS	STRUCTURAL - 1	vendor		Approval	
6007-PLN-PRI-39-62-1122	TANK PLANS	STRUCTURAL - 1	vendor		Approval	
6007-PLN-PRI-39-62-1123	TANK PLANS	STRUCTURAL - 1	vendor		Approval	
6007-PLN-PRI-39-62-1124	TANK PLANS	STRUCTURAL - 1	vendor		Approval	
6007-PLN-PRI-39-62-1125	TANK PLANS	STRUCTURAL - 1	vendor		Approval	
6007-PLN-PRI-39-62-1126	TANK PLANS	STRUCTURAL - 1	vendor		Approval	
6007-PLN-PRI-39-62-1127	TANK PLANS	STRUCTURAL - 1	vendor		Approval	
6007-PLN-PRI-39-62-1128	TANK PLANS	STRUCTURAL - 1	vendor		Approval	
(DS 04-20-12) 0187P-A1&2 -	MT-402 Raw-Fire Water Tank -	STRUCTURAL - 1	vendor		Approval	
SPX Response to CBO Comments	RESPONSE LETTER	STRUCTURAL - 1	vendor	8/29/2012	Approval	7
02-24482-Mojave	FREESTANDING FIBERGLASS STAIRWAY DETAIL	STRUCTURAL - 1	vendor	12/1/2011	Approval	1
2012-4334	GENERAL NOTES	STRUCTURAL - 1	vendor	7/13/2012	Approval	1
6007-LIS-AGE-57-52-0001	List of material for Stainless steel bar on HTF foundations-solar field	STRUCTURAL - 1	vendor	9/5/2012	Approval	0
6007-PLN-RJK-33-50-0001	Mirror Field Foundations	STRUCTURAL - 1	vendor	9/25/2012	Approval	4
6007-PLN-AGE-00-50-C001	ANCHOR ROD ASSEMBLIES AND DETAILS	STRUCTURAL - 1	vendor	9/26/2012	Approval	0
6007-PLN-AGE-00-50-S001	GENERAL CIVIL AND STRUCTURAL NOTES	STRUCTURAL - 1	vendor	9/26/2012	Approval	2
6007-PLN-AGE-00-50-S002	TYPICAL LADDER AND SAFETY CAGE AND SAFETY GATE DETAILS	STRUCTURAL - 1	vendor	9/26/2012	Approval	0
6007-PLN-AGE-00-50-S003	TYPICAL PIPE HANDRAIL, STAIRWAY, AND GRATING DETAILS.	STRUCTURAL - 1	vendor	9/26/2012	Approval	0
6007-PLN-AGE-00-50-S004	STANDARD BASE PLATE DETAILS AND STANDARD.	STRUCTURAL - 1	vendor	9/26/2012	Approval	0
6007-PLN-AGE-21-52-2002	Alpha Plant, Steam generators reheaters foundations - Foundation plan	STRUCTURAL - 1	vendor	9/28/2012	Approval	5
6007-PLN-AGE-21-52-2050	Alpha Plant, Steam generators evaporators foundations - Cover Sheet	STRUCTURAL - 1	vendor	9/20/2012	Approval	3
6007-PLN-AGE-21-52-2051	Alpha Plant, Steam generators evaporators foundations - General notes	STRUCTURAL - 1	vendor	9/20/2012	Approval	3
6007-PLN-AGE-21-52-2052	Alpha Plant, Steam generators evaporators foundations - Foundation plan	STRUCTURAL - 1	vendor	9/20/2012	Approval	3
6007-PLN-AGE-21-52-2053	Alpha Plant, Steam generators evaporators foundations - Drainage	STRUCTURAL - 1	vendor	10/3/2012	Approval	3
6007-PLN-AGE-21-52-2054	Alpha Plant, Steam generators evaporators foundations - Mat bottom reinforcement	STRUCTURAL - 1	vendor	9/20/2012	Approval	3
6007-PLN-AGE-21-52-2055	Alpha Plant, Steam generators evaporators foundations - Mat top reinforcement	STRUCTURAL - 1	vendor	9/20/2012	Approval	3
6007-PLN-AGE-21-52-2056	Alpha Plant, Steam generators evaporators foundations - Piers and pipe support reinforcement	STRUCTURAL - 1	vendor	9/20/2012	Approval	3
6007-PLN-AGE-21-52-2057	Alpha Plant, Steam generators evaporators foundations - Columns reinforcement	STRUCTURAL - 1	vendor	9/20/2012	Approval	3
6007-PLN-AGE-21-52-2058	Alpha Plant, Steam generators evaporators foundations - Piers and pipe support details	STRUCTURAL - 1	vendor	9/20/2012	Approval	3
6007-PLN-AGE-21-52-2059	Alpha Plant, Steam generators evaporators foundations - Columns details	STRUCTURAL - 1	vendor	9/20/2012	Approval	3
6007-PLN-AGE-21-52-6002	Beta Plant, Steam generators reheaters foundations - Foundation plan	STRUCTURAL - 1	vendor	9/28/2012	Approval	5
6007-PLN-AGE-21-52-6050	Beta Plant, Steam generators evaporators foundations - Cover Sheet	STRUCTURAL - 1	vendor	9/20/2012	Approval	3
6007-PLN-AGE-21-52-6051	Beta Plant, Steam generators evaporators foundations - General notes	STRUCTURAL - 1	vendor	9/20/2012	Approval	3
6007-PLN-AGE-21-52-6052	Beta Plant, Steam generators evaporators foundations - Foundation plan	STRUCTURAL - 1	vendor	9/20/2012	Approval	3
6007-PLN-AGE-21-52-6053	Beta Plant, Steam generators evaporators foundations - Drainage	STRUCTURAL - 1	vendor	10/3/2012	Approval	3
6007-PLN-AGE-21-52-6054	Beta Plant, Steam generators evaporators foundations - Mat bottom reinforcement	STRUCTURAL - 1	vendor	9/20/2012	Approval	3
6007-PLN-AGE-21-52-6055	Beta Plant, Steam generators evaporators foundations - Mat top reinforcement	STRUCTURAL - 1	vendor	9/20/2012	Approval	3
6007-PLN-AGE-21-52-6056	Beta Plant, Steam generators evaporators foundations - Piers and pipe support reinforcement	STRUCTURAL - 1	vendor	9/20/2012	Approval	3
6007-PLN-AGE-21-52-6057	Beta Plant, Steam generators evaporators foundations - Columns reinforcement	STRUCTURAL - 1	vendor	9/20/2012	Approval	3
6007-PLN-AGE-21-52-6058	Beta Plant, Steam generators evaporators foundations - Piers and pipe support details	STRUCTURAL - 1	vendor	9/20/2012	Approval	3
6007-PLN-AGE-21-52-6059	Beta Plant, Steam generators evaporators foundations - Columns details	STRUCTURAL - 1	vendor	9/20/2012	Approval	3
6007-PLN-AGE-57-52-2201	Alpha Plant NE solar field. HTF Pipe Support Foundations General notes	STRUCTURAL - 1	vendor	10/4/2012	Approval	2
6007-PLN-AGE-57-52-2221	Alpha Plant E solar field. HTF Pipe Support Foundations General notes	STRUCTURAL - 1	vendor	10/4/2012	Approval	1
6007-PLN-AGE-57-52-2241	Alpha Plant NW solar field. HTF Pipe Support Foundations General notes	STRUCTURAL - 1	vendor	10/4/2012	Approval	1
6007-PLN-AGE-57-52-2261	Alpha Plant W solar field. HTF Pipe Support Foundations General notes	STRUCTURAL - 1	vendor	10/4/2012	Approval	1
6007-PLN-AGE-57-52-6201	Beta Plant S solar field. HTF Pipe Support Foundations General notes	STRUCTURAL - 1	vendor	10/4/2012	Approval	1
6007-PLN-AGE-57-52-6221	Beta Plant E solar field. HTF Pipe Support Foundations General notes	STRUCTURAL - 1	vendor	10/4/2012	Approval	1
6007-PLN-AGE-57-52-6241	Beta Plant W solar field. HTF Pipe Support Foundations General notes	STRUCTURAL - 1	vendor	10/4/2012	Approval	1
6007-PLN-AGE-57-52-6261	Beta Plant N solar field. HTF Pipe Support Foundations General notes	STRUCTURAL - 1	vendor	10/4/2012	Approval	1
6007-PLN-AGE-57-52-6281	Beta Plant FW solar field. HTF Pipe Support Foundations General notes	STRUCTURAL - 1	vendor	10/4/2012	Approval	1
6007-CAL-AGE-67-54-7500	Calculation Report for Rack 3 Beta plant	STRUCTURAL - 1	vendor	9/6/2012	Approval	0
6007-PLN-AGE-67-52-3500	Alpha Plant Modular utilities piperack foundations - Cover sheet	STRUCTURAL - 1	vendor	9/20/2012	Approval	2
6007-PLN-AGE-67-52-3501	Alpha Plant Modular utilities piperack foundations - General notes	STRUCTURAL - 1	vendor	10/22/2012	Approval	2
6007-PLN-AGE-67-52-3502	Alpha Plant Modular utilities piperack foundations - Foundation plan and details	STRUCTURAL - 1	vendor	9/20/2012	Approval	2
6007-PLN-AGE-67-52-7500	Beta Plant Modular utilities piperack foundations - Cover sheet	STRUCTURAL - 1	vendor	10/25/2012	Approval	2
6007-PLN-AGE-67-52-7501	Beta Plant Modular utilities piperack foundations - General notes	STRUCTURAL - 1	vendor	10/22/2012	Approval	2
6007-PLN-AGE-67-52-7502	Beta Plant Modular utilities piperack foundations - Foundation plan and details	STRUCTURAL - 1	vendor	10/22/2012	Approval	2
6007-CAL-AGE-67-52-3500	Alpha Plant Calculation Report for Rack 3 Foundations	STRUCTURAL - 1	vendor	10/22/2012	Approval	2
6007-CAL-AGE-67-52-7000	Beta Plant Calculation Report for Rack 3 Foundations	STRUCTURAL - 1	vendor	10/22/2012	Approval	2
6007-LIS-AGE-57-52-0001	Stainless Steel Bar on HTF Foundation-Solar Field	STRUCTURAL - 1	vendor	10/30/2012	Approval	2
6007-CAL-AGE-67-54-3500	Calculation Report for Rack 3 Alpha plant	STRUCTURAL - 1	vendor	10/19/2012	Approval	2
6007-CAL-AGE-67-54-3501	Calculation Report for Rack 3 Steel Frame Connections Alpha plant	STRUCTURAL - 1	vendor	11/1/2012	Approval	0
6007-CAL-AGE-67-54-6501	Calculation Report for Rack 3 Steel Frame Connections Beta plant	STRUCTURAL - 1	vendor	11/1/2012	Approval	0
6007-CAL-AGE-67-54-7500	Calculation Report for Rack 3 Beta plant	STRUCTURAL - 1	vendor	10/25/2012	Approval	2
6007-PLN-AGE-58-54-3522	Alpha Plant Modular Utilities Pipe Rack steel structure - Plan view	STRUCTURAL - 1	vendor	11/1/2012	Approval	0
6007-PLN-AGE-58-54-3523	Alpha Plant Modular Utilities Pipe Rack steel structure - Elevations	STRUCTURAL - 1	vendor	11/1/2012	Approval	0
6007-PLN-AGE-58-54-3524	Alpha Plant Modular Utilities Pipe Rack steel structure - Connection details	STRUCTURAL - 1	vendor	11/1/2012	Approval	0
6007-PLN-AGE-58-54-3525	Alpha Plant Modular Utilities Pipe Rack steel structure - Connection details	STRUCTURAL - 1	vendor	11/1/2012	Approval	0
6007-PLN-AGE-58-54-6522	Beta Plant Modular Utilities Pipe Rack steel structure - Plan view	STRUCTURAL - 1	vendor	11/1/2012	Approval	0
6007-PLN-AGE-58-54-6523	Beta Plant Modular Utilities Pipe Rack steel structure - Elevations	STRUCTURAL - 1	vendor	11/1/2012	Approval	0
6007-PLN-AGE-58-54-6524	Beta Plant Modular Utilities Pipe Rack steel structure - Connection details	STRUCTURAL - 1	vendor	11/1/2012	Approval	0

ABENER TEYMA MOJAVE

Compliance No.:	GEN-2					
Job :	Mojave Solar Project					
Date: 2/17/11	Description: Structural Master Drawing List					
Sheet No.	Description	Applicable Condition of Certification	Vendor Supplied or EOR	Submittal Date	Reason for Submittal	Revision
6007-PLN-AGE-58-54-6525	Beta Plant Modular Utilities Pipe Rack steel structure - Connection details	STRUCTURAL - 1	vendor	11/1/2012	Approval	0
6007-PLN-AGE-67-54-3500	Alpha Plant Modular Utilities Pipe Rack steel structure - Cover sheet	STRUCTURAL - 1	vendor	10/9/2012	Approval	2
6007-PLN-AGE-67-54-3501	Alpha Plant Modular Utilities Pipe Rack steel structure - General notes	STRUCTURAL - 1	vendor	9/7/2012	Approval	1
6007-PLN-AGE-67-54-3502	Alpha Plant Modular Utilities Pipe Rack steel structure - Plan view	STRUCTURAL - 1	vendor	9/7/2012	Approval	1
6007-PLN-AGE-67-54-3503	Alpha Plant Modular Utilities Pipe Rack steel structure - Elevations	STRUCTURAL - 1	vendor	10/9/2012	Approval	2
6007-PLN-AGE-67-54-3504	Alpha Plant Modular Utilities Pipe Rack steel structure - Details and base plates	STRUCTURAL - 1	vendor	10/29/2012	Approval	2
6007-PLN-AGE-67-54-3505	Alpha Plant Modular Utilities Pipe Rack steel structure - Details (Cable Trays)	STRUCTURAL - 1	vendor	10/8/2012	Approval	2
6007-PLN-AGE-67-54-7500	Beta Plant Modular Utilities Pipe Rack steel structure - Cover sheet	STRUCTURAL - 1	vendor	10/23/2012	Approval	2
6007-PLN-AGE-67-54-7501	Beta Plant Modular Utilities Pipe Rack steel structure - General notes	STRUCTURAL - 1	vendor	9/7/2012	Approval	1
6007-PLN-AGE-67-54-7502	Beta Plant Modular Utilities Pipe Rack steel structure - Plan view	STRUCTURAL - 1	vendor	9/7/2012	Approval	1
6007-PLN-AGE-67-54-7503	Beta Plant Modular Utilities Pipe Rack steel structure - Elevations	STRUCTURAL - 1	vendor	10/23/2012	Approval	2
6007-PLN-AGE-67-54-7504	Beta Plant Modular Utilities Pipe Rack steel structure - Details and base plates	STRUCTURAL - 1	vendor	10/29/2012	Approval	1
6007-PLN-AGE-67-54-7505	Beta Plant Modular Utilities Pipe Rack steel structure - Details (Cable Trays)	STRUCTURAL - 1	vendor	10/23/2012	Approval	2
6007-PLN-AGE-67-52-3500	Alpha Plant Modular utilities piperack foundations - Cover sheet	STRUCTURAL - 1	vendor	11/8/2012	Approval	2
6007-PLN-AGE-67-52-3501	Alpha Plant Modular utilities piperack foundations - General notes	STRUCTURAL - 1	vendor	11/8/2012	Approval	3
6007-PLN-AGE-67-52-3502	Alpha Plant Modular utilities piperack foundations - Foundation plan and details	STRUCTURAL - 1	vendor	11/8/2012	Approval	2
6007-PLN-AGE-67-52-7500	Beta Plant Modular utilities piperack foundations - Cover sheet	STRUCTURAL - 1	vendor	11/8/2012	Approval	2
6007-PLN-AGE-67-52-7501	Beta Plant Modular utilities piperack foundations - General notes	STRUCTURAL - 1	vendor	11/8/2012	Approval	3
6007-PLN-AGE-67-52-7502	Beta Plant Modular utilities piperack foundations - Foundation plan and details	STRUCTURAL - 1	vendor	11/8/2012	Approval	2
6007-CAL-AGE-67-52-3500	Alpha Plant Calculation Report for Rack 3 Foundations	STRUCTURAL - 1	vendor	11/8/2012	Approval	3
6007-CAL-AGE-67-52-7500	Beta Plant Calculation Report for Rack 3 Foundations	STRUCTURAL - 1	vendor	11/8/2012	Approval	3
6007-PLN-AGE-57-52-2208	Alpha Plant NE Solar Field. HTF Pipe Support Foundations. Sections and Details	STRUCTURAL - 1	vendor	11/9/2012	Approval	2
6007-CAL-AGE-67-52-4005	Calculation Report for Cooling Tower Foundations Phase 2 Alpha Plant	STRUCTURAL - 1	vendor	11/28/2012	Approval	2
6007-CAL-AGE-67-52-8005	Calculation Report for Cooling Tower Foundations Phase 2 Beta Plant	STRUCTURAL - 1	vendor	11/28/2012	Approval	2
6007-PLN-AGE-67-52-4005	Field Alpha Cooling Tower Foundations Phase 2 Cover Sheet	STRUCTURAL - 1	vendor	11/28/2012	Approval	1
6007-PLN-AGE-67-52-4025	Field Alpha Cooling Tower Foundations Phase 2 General notes	STRUCTURAL - 1	vendor	11/28/2012	Approval	2
6007-PLN-AGE-67-52-4045	Field Alpha Cooling Tower Foundations Phase 2 Foundation plan and section	STRUCTURAL - 1	vendor	11/28/2012	Approval	2
6007-PLN-AGE-67-52-4065	Field Alpha Cooling Tower Foundations Phase 2 Details	STRUCTURAL - 1	vendor	11/28/2012	Approval	2
6007-PLN-AGE-67-52-4066	Field Alpha Cooling Tower Foundations Phase 2 Details	STRUCTURAL - 1	vendor	11/28/2012	Approval	2
6007-PLN-AGE-67-52-4067	Field Alpha Cooling Tower Foundations Phase 2 Details	STRUCTURAL - 1	vendor	11/28/2012	Approval	2
6007-PLN-AGE-67-52-8005	Field Beta Cooling Tower Foundations Phase 2 Cover Sheet	STRUCTURAL - 1	vendor	11/28/2012	Approval	1
6007-PLN-AGE-67-52-8025	Field Beta Cooling Tower Foundations Phase 2 General notes	STRUCTURAL - 1	vendor	11/28/2012	Approval	2
6007-PLN-AGE-67-52-8045	Field Beta Cooling Tower Foundations Phase 2 Foundation plan and section	STRUCTURAL - 1	vendor	11/28/2012	Approval	2
6007-PLN-AGE-67-52-8065	Field Beta Cooling Tower Foundations Phase 2 Details	STRUCTURAL - 1	vendor	11/28/2012	Approval	2
6007-PLN-AGE-67-52-8066	Field Beta Cooling Tower Foundations Phase 2 Details	STRUCTURAL - 1	vendor	11/28/2012	Approval	2
6007-PLN-AGE-67-52-8067	Field Beta Cooling Tower Foundations Phase 2 Details	STRUCTURAL - 1	vendor	11/28/2012	Approval	2
6007-PLN-RJK-33-50-0001	Mirror Field Foundations	STRUCTURAL - 1	vendor	11/28/2012	Approval	5
6007-PLN-AGE-21-52-2050	Alpha Plant, Steam generators evaporators foundations - Cover Sheet	STRUCTURAL - 1	vendor	11/29/2012	Approval	4
6007-PLN-AGE-21-52-2051	Alpha Plant, Steam generators evaporators foundations - General notes	STRUCTURAL - 1	vendor	11/29/2012	Approval	4
6007-PLN-AGE-21-52-2052	Alpha Plant, Steam generators evaporators foundations - Foundation plan	STRUCTURAL - 1	vendor	11/29/2012	Approval	4
6007-PLN-AGE-21-52-2053	Alpha Plant, Steam generators evaporators foundations - Drainage	STRUCTURAL - 1	vendor	11/29/2012	Approval	4
6007-PLN-AGE-21-52-2054	Alpha Plant, Steam generators evaporators foundations - Mat bottom reinforcement	STRUCTURAL - 1	vendor	11/29/2012	Approval	4
6007-PLN-AGE-21-52-2055	Alpha Plant, Steam generators evaporators foundations - Mat top reinforcement	STRUCTURAL - 1	vendor	11/29/2012	Approval	4
6007-PLN-AGE-21-52-2056	Alpha Plant, Steam generators evaporators foundations - Piers and pipe support reinforcement	STRUCTURAL - 1	vendor	11/29/2012	Approval	4
6007-PLN-AGE-21-52-2057	Alpha Plant, Steam generators evaporators foundations - Columns reinforcement	STRUCTURAL - 1	vendor	11/29/2012	Approval	4
6007-PLN-AGE-21-52-2058	Alpha Plant, Steam generators evaporators foundations - Piers and pipe support details	STRUCTURAL - 1	vendor	11/29/2012	Approval	4
6007-PLN-AGE-21-52-2059	Alpha Plant, Steam generators evaporators foundations - Columns details	STRUCTURAL - 1	vendor	11/29/2012	Approval	4
6007-PLN-AGE-21-52-6050	Beta Plant, Steam generators evaporators foundations - Cover Sheet	STRUCTURAL - 1	vendor	11/29/2012	Approval	4
6007-PLN-AGE-21-52-6051	Beta Plant, Steam generators evaporators foundations - General notes	STRUCTURAL - 1	vendor	11/29/2012	Approval	4
6007-PLN-AGE-21-52-6052	Beta Plant, Steam generators evaporators foundations - Foundation plan	STRUCTURAL - 1	vendor	11/29/2012	Approval	4
6007-PLN-AGE-21-52-6053	Beta Plant, Steam generators evaporators foundations - Drainage	STRUCTURAL - 1	vendor	11/29/2012	Approval	4
6007-PLN-AGE-21-52-6054	Beta Plant, Steam generators evaporators foundations - Mat bottom reinforcement	STRUCTURAL - 1	vendor	11/29/2012	Approval	4
6007-PLN-AGE-21-52-6055	Beta Plant, Steam generators evaporators foundations - Mat top reinforcement	STRUCTURAL - 1	vendor	11/29/2012	Approval	4
6007-PLN-AGE-21-52-6056	Beta Plant, Steam generators evaporators foundations - Piers and pipe support reinforcement	STRUCTURAL - 1	vendor	11/29/2012	Approval	4
6007-PLN-AGE-21-52-6057	Beta Plant, Steam generators evaporators foundations - Columns reinforcement	STRUCTURAL - 1	vendor	11/29/2012	Approval	4
6007-PLN-AGE-21-52-6058	Beta Plant, Steam generators evaporators foundations - Piers and pipe support details	STRUCTURAL - 1	vendor	11/29/2012	Approval	4
6007-PLN-AGE-21-52-6059	Beta Plant, Steam generators evaporators foundations - Columns details	STRUCTURAL - 1	vendor	11/29/2012	Approval	4
103T5676	Turbine Foundation Design - STEAM TURBINE FOUNDATION LOADING DATA	STRUCTURAL - 1	vendor	12/4/2012	Approval	F
103T6160	Turbine Foundation Design - STEAM TURBINE - GENERATOR FOUNDATION INTERFACE	STRUCTURAL - 1	vendor	12/4/2012	Approval	B
WUH/740.12-1283-FL	Turbine Foundation Design - CONDENSER FOOT ARRANGEMENT	STRUCTURAL - 1	vendor	12/4/2012	Approval	1
103T5675	Turbine Foundation Design - SUPPLEMENTARY DESIGN DATA	STRUCTURAL - 1	vendor	12/4/2012	Approval	A
6007-ESP-ATP-00-50-2064	Addendum 2 to Geotechnical Evaluation: Dynamic Soil Properties	STRUCTURAL - 1	vendor	12/4/2012	Approval	2
6007-ESP-ATP-00-50-2066	Addendum 4 to Geotechnical Evaluation: Remedial Grading at Power Blocks	STRUCTURAL - 1	vendor	12/4/2012	Approval	0
6007-ESP-ATP-00-50-3300	Engineering Standards and Practices Specification For Cast-In-Place Concrete	STRUCTURAL - 1	vendor	12/4/2012	Approval	6
6007-INF-ASI-00-50-C002	Turbine Foundation Design - Geotechnical Evaluation (AFC - Appendix B)	STRUCTURAL - 1	vendor	12/4/2012	Approval	0
6007-PLN-AGE-25-33-5301	Turbine Foundation Design - POWER BLOCK AREA GROUNDING PLAN ALPHA PLANT	STRUCTURAL - 1	vendor	12/4/2012	Approval	0
GEK 63383d	Turbine Foundation Design - Turbine Generator Foundations	STRUCTURAL - 1	vendor	12/4/2012	Approval	Revised
6007-ESP-ATP-00-50-2062	Engineering Standards and Practices Specification For Final Geotech Report	STRUCTURAL - 1	vendor	12/4/2012	Approval	0
6007-PLN-AGE-00-50-S001	Turbine Foundation Design - GENERAL CIVIL AND STRUCTURAL NOTES	STRUCTURAL - 1	vendor	12/4/2012	Approval	2
103T5675	Turbine Foundation Design - SUPPLEMENTARY DESIGN DATA	STRUCTURAL - 1	vendor	12/4/2012	Approval	A
6007-ESP-ATP-00-60-G100	Turbine Foundation Design - Specification For Project Design Criteria	STRUCTURAL - 1	vendor	12/4/2012	Approval	3
	Response letter 12.4.12	STRUCTURAL - 1	vendor	12/4/2012	Approval	0
6007-PLN-AGE-25-52-8020	Field Beta Steam turbine/ generator foundation general notes	STRUCTURAL - 1	vendor	12/7/2012	Approval	4
6007-PLN-AGE-25-52-8020	Field Alpha Steam turbine/ generator foundation general notes	STRUCTURAL - 1	vendor	12/7/2012	Approval	4
Comment 10- Calculation	Additional Calculation	STRUCTURAL - 1	vendor	12/7/2012	Approval	
Comment 11- Index	Index with Page Numbers	STRUCTURAL - 1	vendor	12/7/2012	Approval	
	Cover Letter	STRUCTURAL - 1	vendor	12/7/2012	Approval	
6007-CAL-AGE-58-54-3400	Calculation Report for Rack 1 Alpha Plant	STRUCTURAL - 1	vendor	12/20/2012	Approval	2
6007-CAL-AGE-58-54-3401	Calculation Report for Rack 1 Steel Frame Connection Design Alpha Plant	STRUCTURAL - 1	vendor	12/20/2012	Approval	0
6007-CAL-AGE-58-54-6401	Calculation Report for Rack 1 Steel Frame Connection Design Beta Plant	STRUCTURAL - 1	vendor	12/20/2012	Approval	0
6007-CAL-AGE-58-54-7400	Calculation Report for Rack 1 Beta Plant	STRUCTURAL - 1	vendor	12/20/2012	Approval	2
6007-PLN-AGE-58-54-3400	HTF-1 Pipe Rack Steel Structure Alpha Plant - Cover Sheet	STRUCTURAL - 1	vendor	12/20/2012	Approval	4

ABENER TEYMA MOJAVE

Compliance No.:	GEN-2					
Job :	Mojave Solar Project					
Date: 2/17/11	Description: Structural Master Drawing List					
Sheet No.	Description	Applicable Condition of Certification	Vendor Supplied or EOR	Submittal Date	Reason for Submittal	Revision
6007-PLN-AGE-58-54-3401	HTF-1 Pipe Rack Steel Structure Alpha Plant - General Notes	STRUCTURAL - 1	vendor	12/20/2012	Approval	4
6007-PLN-AGE-58-54-3402	HTF-1 Pipe Rack Steel Structure Alpha Plant - Plan View I	STRUCTURAL - 1	vendor	12/20/2012	Approval	4
6007-PLN-AGE-58-54-3403	HTF-1 Pipe Rack Steel Structure Alpha Plant - Plan View II	STRUCTURAL - 1	vendor	12/20/2012	Approval	4
6007-PLN-AGE-58-54-3404	HTF-1 Pipe Rack Steel Structure Alpha Plant - Elevations I	STRUCTURAL - 1	vendor	12/20/2012	Approval	4
6007-PLN-AGE-58-54-3405	HTF-1 Pipe Rack Steel Structure Alpha Plant - Elevations II	STRUCTURAL - 1	vendor	12/20/2012	Approval	4
6007-PLN-AGE-58-54-3406	HTF-1 Pipe Rack Steel Structure Alpha Plant - Elevations III	STRUCTURAL - 1	vendor	12/20/2012	Approval	4
6007-PLN-AGE-58-54-3407	HTF-1 Pipe Rack Steel Structure Alpha Plant - Elevations IV	STRUCTURAL - 1	vendor	12/20/2012	Approval	4
6007-PLN-AGE-58-54-3408	HTF-1 Pipe Rack Steel Structure Alpha Plant - Details I	STRUCTURAL - 1	vendor	12/20/2012	Approval	4
6007-PLN-AGE-58-54-3409	HTF-1 Pipe Rack Steel Structure Alpha Plant - Details II	STRUCTURAL - 1	vendor	12/20/2012	Approval	4
6007-PLN-AGE-58-54-3410	HTF-1 Pipe Rack Steel Structure Alpha Plant - Details III	STRUCTURAL - 1	vendor	12/20/2012	Approval	4
6007-PLN-AGE-58-54-3411	HTF-1 Pipe Rack Steel Structure Alpha Plant - Details IV	STRUCTURAL - 1	vendor	12/20/2012	Approval	4
6007-PLN-AGE-58-54-3422	HTF-1 Pipe Rack Steel Structure Alpha Plant - Plan View I	STRUCTURAL - 1	vendor	12/20/2012	Approval	0
6007-PLN-AGE-58-54-3423	HTF-1 Pipe Rack Steel Structure Alpha Plant - Plan View II	STRUCTURAL - 1	vendor	12/20/2012	Approval	0
6007-PLN-AGE-58-54-3424	HTF-1 Pipe Rack Steel Structure Alpha Plant - Elevations I	STRUCTURAL - 1	vendor	12/20/2012	Approval	0
6007-PLN-AGE-58-54-3425	HTF-1 Pipe Rack Steel Structure Alpha Plant - Elevations II	STRUCTURAL - 1	vendor	12/20/2012	Approval	0
6007-PLN-AGE-58-54-3426	HTF-1 Pipe Rack Steel Structure Alpha Plant - Elevations III	STRUCTURAL - 1	vendor	12/20/2012	Approval	0
6007-PLN-AGE-58-54-3427	HTF-1 Pipe Rack Steel Structure Alpha Plant - Elevations IV	STRUCTURAL - 1	vendor	12/20/2012	Approval	0
6007-PLN-AGE-58-54-3428	HTF-1 Pipe Rack Steel Structure Alpha Plant - Connection details	STRUCTURAL - 1	vendor	12/20/2012	Approval	0
6007-PLN-AGE-58-54-3429	HTF-1 Pipe Rack Steel Structure Alpha Plant - Connection details	STRUCTURAL - 1	vendor	12/20/2012	Approval	0
6007-PLN-AGE-58-54-3430	HTF-1 Pipe Rack Steel Structure Alpha Plant - Connection details	STRUCTURAL - 1	vendor	12/20/2012	Approval	0
6007-PLN-AGE-58-54-3431	HTF-1 Pipe Rack Steel Structure Alpha Plant - Connection details	STRUCTURAL - 1	vendor	12/20/2012	Approval	0
6007-PLN-AGE-58-54-6422	HTF-1 Pipe Rack Steel Structure Beta Plant - Plan View I	STRUCTURAL - 1	vendor	12/20/2012	Approval	0
6007-PLN-AGE-58-54-6423	HTF-1 Pipe Rack Steel Structure Beta Plant - Plan View II	STRUCTURAL - 1	vendor	12/20/2012	Approval	0
6007-PLN-AGE-58-54-6424	HTF-1 Pipe Rack Steel Structure Beta Plant - Elevations I	STRUCTURAL - 1	vendor	12/20/2012	Approval	0
6007-PLN-AGE-58-54-6425	HTF-1 Pipe Rack Steel Structure Beta Plant - Elevations II	STRUCTURAL - 1	vendor	12/20/2012	Approval	0
6007-PLN-AGE-58-54-6426	HTF-1 Pipe Rack Steel Structure Beta Plant - Elevations III	STRUCTURAL - 1	vendor	12/20/2012	Approval	0
6007-PLN-AGE-58-54-6427	HTF-1 Pipe Rack Steel Structure Beta Plant - Elevations IV	STRUCTURAL - 1	vendor	12/20/2012	Approval	0
6007-PLN-AGE-58-54-6428	HTF-1 Pipe Rack Steel Structure Beta Plant - Connection details	STRUCTURAL - 1	vendor	12/20/2012	Approval	0
6007-PLN-AGE-58-54-6429	HTF-1 Pipe Rack Steel Structure Beta Plant - Connection details	STRUCTURAL - 1	vendor	12/20/2012	Approval	0
6007-PLN-AGE-58-54-6430	HTF-1 Pipe Rack Steel Structure Beta Plant - Connection details	STRUCTURAL - 1	vendor	12/20/2012	Approval	0
6007-PLN-AGE-58-54-6431	HTF-1 Pipe Rack Steel Structure Beta Plant - Connection details	STRUCTURAL - 1	vendor	12/20/2012	Approval	0
6007-PLN-AGE-58-54-7400	HTF-1 Pipe Rack Steel Structure Beta Plant - Cover Sheet	STRUCTURAL - 1	vendor	12/20/2012	Approval	4
6007-PLN-AGE-58-54-7401	HTF-1 Pipe Rack Steel Structure Beta Plant - General Notes	STRUCTURAL - 1	vendor	12/20/2012	Approval	4
6007-PLN-AGE-58-54-7402	HTF-1 Pipe Rack Steel Structure Beta Plant - Plan View I	STRUCTURAL - 1	vendor	12/20/2012	Approval	4
6007-PLN-AGE-58-54-7403	HTF-1 Pipe Rack Steel Structure Beta Plant - Plan View II	STRUCTURAL - 1	vendor	12/20/2012	Approval	4
6007-PLN-AGE-58-54-7404	HTF-1 Pipe Rack Steel Structure Beta Plant - Elevations I	STRUCTURAL - 1	vendor	12/20/2012	Approval	4
6007-PLN-AGE-58-54-7405	HTF-1 Pipe Rack Steel Structure Beta Plant - Elevations II	STRUCTURAL - 1	vendor	12/20/2012	Approval	4
6007-PLN-AGE-58-54-7406	HTF-1 Pipe Rack Steel Structure Beta Plant - Elevations III	STRUCTURAL - 1	vendor	12/20/2012	Approval	4
6007-PLN-AGE-58-54-7407	HTF-1 Pipe Rack Steel Structure Beta Plant - Elevations IV	STRUCTURAL - 1	vendor	12/20/2012	Approval	4
6007-PLN-AGE-58-54-7408	HTF-1 Pipe Rack Steel Structure Beta Plant - Details I	STRUCTURAL - 1	vendor	12/20/2012	Approval	4
6007-PLN-AGE-58-54-7409	HTF-1 Pipe Rack Steel Structure Beta Plant - Details II	STRUCTURAL - 1	vendor	12/20/2012	Approval	4
6007-PLN-AGE-58-54-7410	HTF-1 Pipe Rack Steel Structure Beta Plant - Details III	STRUCTURAL - 1	vendor	12/20/2012	Approval	4
6007-PLN-AGE-58-54-7411	HTF-1 Pipe Rack Steel Structure Beta Plant - Details IV	STRUCTURAL - 1	vendor	12/20/2012	Approval	4
121212	Generator Circuit Breaker	STRUCTURAL - 1	vendor	12/21/2012	Approval	0
S2.1	Generator Circuit Breaker Platform Foundation and Framing Plans	STRUCTURAL - 1	vendor	12/21/2012	Approval	0
S1.1	Generator Circuit Breaker Platform General Structural Notes	STRUCTURAL - 1	vendor	12/21/2012	Approval	0
S3.1	Generator Circuit Breaker Platform Foundation and Framing Details	STRUCTURAL - 1	vendor	12/21/2012	Approval	0
	Cert Excahange Brady Notbohm	STRUCTURAL - 1	vendor	12/21/2012	Approval	0
6007-CAL-AGE-25-51-4000	Calculation Report for STG Auxiliary equip. struc. Alpha	STRUCTURAL - 1	vendor	12/21/2012	Approval	Rev2
6007-CAL-AGE-25-51-8000	Calculation Report for STG Auxiliary equip. struc. Beta	STRUCTURAL - 1	vendor	12/21/2012	Approval	Rev2
6007-PLN-AGE-25-54-4000	STG Auxiliary equip. struc. Alpha Cover Sheet	STRUCTURAL - 1	vendor	12/21/2012	Approval	Rev5
6007-PLN-AGE-25-54-4020	STG Auxiliary equip. struc. Alpha general note	STRUCTURAL - 1	vendor	12/21/2012	Approval	Rev4
6007-PLN-AGE-25-54-4040	STG Auxiliary equip. struc. Alpha Plan@EL2072'-51/8'' &@EL2077'	STRUCTURAL - 1	vendor	12/21/2012	Approval	Rev5
6007-PLN-AGE-25-54-4041	STG Auxiliary equip. struc. Alpha Plan@EL2086'-6&@EL2091'	STRUCTURAL - 1	vendor	12/21/2012	Approval	Rev5
6007-PLN-AGE-25-54-4042	STG Auxiliary equip. struc. Alpha Plan @El 2098'-3''	STRUCTURAL - 1	vendor	12/21/2012	Approval	Rev5
6007-PLN-AGE-25-54-4043	STG Auxiliary equip. struc. Alpha Plan @EL 2114'	STRUCTURAL - 1	vendor	12/21/2012	Approval	Rev5
6007-PLN-AGE-25-54-4044	STG Auxiliary equip. struc. Alpha Plan@EL 2123'-10 3/32 & 2150'-2 3/32	STRUCTURAL - 1	vendor	12/21/2012	Approval	Rev5
6007-PLN-AGE-25-54-4045	STG Auxiliary equip. struc. Alpha Elevations Sh 1	STRUCTURAL - 1	vendor	12/21/2012	Approval	Rev5
6007-PLN-AGE-25-54-4046	STG Auxiliary equip. struc. Alpha Elevations Sh 2	STRUCTURAL - 1	vendor	12/21/2012	Approval	Rev4
6007-PLN-AGE-25-54-4047	STG Auxiliary equip. struc. Alpha Elevations Sh 3	STRUCTURAL - 1	vendor	12/21/2012	Approval	Rev5
6007-PLN-AGE-25-54-4048	STG Auxiliary equip. struc. Alpha Column Schedule & Misc Details	STRUCTURAL - 1	vendor	12/21/2012	Approval	Rev4
6007-PLN-AGE-25-54-4049	STG Auxiliary equip. struc. Alpha Anchor Plates Detail	STRUCTURAL - 1	vendor	12/21/2012	Approval	Rev2
6007-PLN-AGE-25-54-4050	STG Auxiliary equip. struc. Alpha Stair Schematics	STRUCTURAL - 1	vendor	12/21/2012	Approval	Rev2
6007-PLN-AGE-25-54-8000	STG Auxiliary equip. struc. Beta Cover Sheet	STRUCTURAL - 1	vendor	12/21/2012	Approval	Rev3
6007-PLN-AGE-25-54-8020	STG Auxiliary equip. struc. Beta general notes	STRUCTURAL - 1	vendor	12/21/2012	Approval	Rev3
6007-PLN-AGE-25-54-8040	STG Auxiliary equip. struc. Beta Plan@EL2072'-51/8'' &@EL2077'	STRUCTURAL - 1	vendor	12/21/2012	Approval	Rev3
6007-PLN-AGE-25-54-8041	STG Auxiliary equip. struc. Beta Plan@EL2086'-6&@EL2091'	STRUCTURAL - 1	vendor	12/21/2012	Approval	Rev3
6007-PLN-AGE-25-54-8042	STG Auxiliary equip. struc. Beta Plan @El 2098'-3''	STRUCTURAL - 1	vendor	12/21/2012	Approval	Rev3
6007-PLN-AGE-25-54-8043	STG Auxiliary equip. struc. Beta Plan @EL 2114'	STRUCTURAL - 1	vendor	12/21/2012	Approval	Rev3
6007-PLN-AGE-25-54-8044	STG Auxiliary equip. struc. Beta Plan@EL 2123'-10 3/32 & 2150'- 2 3/32	STRUCTURAL - 1	vendor	12/21/2012	Approval	Rev3
6007-PLN-AGE-25-54-8045	STG Auxiliary equip. struc. Beta Elevations Sh 1	STRUCTURAL - 1	vendor	12/21/2012	Approval	Rev3
6007-PLN-AGE-25-54-8046	STG Auxiliary equip. struc. Beta Elevations Sh 2	STRUCTURAL - 1	vendor	12/21/2012	Approval	Rev3
6007-PLN-AGE-25-54-8047	STG Auxiliary equip. struc. Beta Elevations Sh 3	STRUCTURAL - 1	vendor	12/21/2012	Approval	Rev3
6007-PLN-AGE-25-54-8048	STG Auxiliary equip. struc. Beta Column Schedule & Misc Details	STRUCTURAL - 1	vendor	12/21/2012	Approval	Rev3
6007-PLN-AGE-25-54-8049	STG Auxiliary equip. struc. Beta Anchor Plates Detail	STRUCTURAL - 1	vendor	12/21/2012	Approval	Rev2
6007-PLN-AGE-25-54-8050	STG Auxiliary equip. struc. Beta Stair Schematics	STRUCTURAL - 1	vendor	12/21/2012	Approval	Rev2
6007-CAL-AGE-25-52-4020	STG Structure Foundations calculations 1	STRUCTURAL - 1	vendor	12/21/2012	Approval	1
6007-CAL-AGE-25-52-8020	STG Structure Foundations calculations 2	STRUCTURAL - 1	vendor	12/21/2012	Approval	1
6007-PLN-AGE-25-52-4100	Field Alpha STG Aux equipment sturcture foundation cover sheet	STRUCTURAL - 1	vendor	12/21/2012	Approval	1
6007-PLN-AGE-25-52-4120	Field Alpha STG Aux equipment sturcture foundation general notes	STRUCTURAL - 1	vendor	12/21/2012	Approval	1
6007-PLN-AGE-25-52-4140	Field Alpha STG Aux equipment sturcture foundation plan columns position	STRUCTURAL - 1	vendor	12/21/2012	Approval	1
6007-PLN-AGE-25-52-4141	Field Alpha STG Aux equipment sturcture foundation plan bottom lonitudinal reinforcement	STRUCTURAL - 1	vendor	12/21/2012	Approval	1

ABENER TEYMA MOJAVE

Compliance No.:	GEN-2					
Job :	Mojave Solar Project					
Date: 2/17/11	Description: Structural Master Drawing List					
Sheet No.	Description	Applicable Condition of Certification	Vendor Supplied or EOR	Submittal Date	Reason for Submittal	Revision
6007-PLN-AGE-25-52-4142	Field Alpha STG Aux equipment sturcture foundation plan bottom transversal reinforcement	STRUCTURAL - 1	vendor	12/21/2012	Approval	1
6007-PLN-AGE-25-52-4160	Field Alpha STG Aux equipment sturcture foundation details	STRUCTURAL - 1	vendor	12/21/2012	Approval	1
6007-PLN-AGE-25-52-4161	Field Alpha STG Aux equipment sturcture foundation details	STRUCTURAL - 1	vendor	12/21/2012	Approval	1
6007-PLN-AGE-25-52-4162	Field Alpha STG Aux equipment sturcture foundation drainage	STRUCTURAL - 1	vendor	12/21/2012	Approval	1
6007-PLN-AGE-25-52-8100	Field beta STG Aux equipment sturcture foundation cover sheet	STRUCTURAL - 1	vendor	12/21/2012	Approval	1
6007-PLN-AGE-25-52-8120	Field beta STG Aux equipment sturcture foundation general notes	STRUCTURAL - 1	vendor	12/21/2012	Approval	1
6007-PLN-AGE-25-52-8140	Field beta STG Aux equipment sturcture foundation plan coumns position	STRUCTURAL - 1	vendor	12/21/2012	Approval	1
6007-PLN-AGE-25-52-8141	Field beta STG Aux equipment sturcture foundation plan bottom longitdinal reinforcement	STRUCTURAL - 1	vendor	12/21/2012	Approval	1
6007-PLN-AGE-25-52-8142	Field beta STG Aux equipment sturcture foundation plan bottom longitdinal reinforcement	STRUCTURAL - 1	vendor	12/21/2012	Approval	1
6007-PLN-AGE-25-52-8160	Field beta STG Aux equipment sturcture foundation details	STRUCTURAL - 1	vendor	12/21/2012	Approval	1
6007-PLN-AGE-25-52-8161	Field beta STG Aux equipment sturcture foundation details	STRUCTURAL - 1	vendor	12/21/2012	Approval	1
6007-PLN-AGE-25-52-8162	Field beta STG Aux equipment sturcture foundation drainage	STRUCTURAL - 1	vendor	12/21/2012	Approval	1
6007-CAL-AGE-25-51-4004	Alpha plant STG Auxiliary equipment structure joints Alpha Plant	STRUCTURAL - 1	vendor	12/21/2012	Approval	1
6007-PLN-AGE-25-54-4500	Alpha plant STG Auxiliar equipment structure connections Cover sheet	STRUCTURAL - 1	vendor	12/21/2012	Approval	1
6007-PLN-AGE-25-54-4501	Alpha plant STG Auxiliar equipment structure connections General notes	STRUCTURAL - 1	vendor	12/21/2012	Approval	1
6007-PLN-AGE-25-54-4502	Alpha plant STG Auxiliar equipment structure connections Knots location, Frame A	STRUCTURAL - 1	vendor	12/21/2012	Approval	1
6007-PLN-AGE-25-54-4503	Alpha plant STG Auxiliar equipment structure connections Knots location, Frame B	STRUCTURAL - 1	vendor	12/21/2012	Approval	1
6007-PLN-AGE-25-54-4504	Alpha plant STG Auxiliar equipment structure connections Knots location, Frame C	STRUCTURAL - 1	vendor	12/21/2012	Approval	1
6007-PLN-AGE-25-54-4505	Alpha plant STG Auxiliar equipment structure connections Knots location, Frame D & E	STRUCTURAL - 1	vendor	12/21/2012	Approval	1
6007-PLN-AGE-25-54-4506	Alpha plant STG Auxiliar equipment structure connections Knots location, Frame 1 & 2	STRUCTURAL - 1	vendor	12/21/2012	Approval	1
6007-PLN-AGE-25-54-4507	Alpha plant STG Auxiliar equipment structure connections Knots location, Frame 3 & 4	STRUCTURAL - 1	vendor	12/21/2012	Approval	1
6007-PLN-AGE-25-54-4508	Alpha plant STG Auxiliar equipment structure connections Knots location, Frame 3 & 4	STRUCTURAL - 1	vendor	12/21/2012	Approval	1
6007-PLN-AGE-25-54-4509	Alpha plant STG Auxiliar equipment structure connections Knots location, Frame 5	STRUCTURAL - 1	vendor	12/21/2012	Approval	1
6007-PLN-AGE-25-54-4510	Alpha plant STG Auxiliar equipment structure connections Sketch of knots	STRUCTURAL - 1	vendor	12/21/2012	Approval	1
6007-PLN-AGE-25-54-4511	Alpha plant STG Auxiliar equipment structure connections Knots definition table, Frame A	STRUCTURAL - 1	vendor	12/21/2012	Approval	1
6007-PLN-AGE-25-54-4512	Alpha plant STG Auxiliar equipment structure connections Knots definition table, Frame B	STRUCTURAL - 1	vendor	12/21/2012	Approval	1
6007-PLN-AGE-25-54-4513	Alpha plant STG Auxiliar equipment structure connections Knots definition table, Frame C	STRUCTURAL - 1	vendor	12/21/2012	Approval	1
6007-PLN-AGE-25-54-4514	Alpha plant STG Auxiliar equipment structure connections Knots definition table, Frame D & E	STRUCTURAL - 1	vendor	12/21/2012	Approval	1
6007-PLN-AGE-25-54-4515	Alpha plant STG Auxiliar equipment structure connections Knots definition table, Frame 1 & 2	STRUCTURAL - 1	vendor	12/21/2012	Approval	1
6007-PLN-AGE-25-54-4516	Alpha plant STG Auxiliar equipment structure connections Knots definition table, Frame 3	STRUCTURAL - 1	vendor	12/21/2012	Approval	1
6007-PLN-AGE-25-54-4517	Alpha plant STG Auxiliar equipment sturcture connections knots definition table. Frame 4	STRUCTURAL - 1	vendor	12/21/2012	Approval	1
6007-PLN-AGE-25-54-4518	Alpha plant STG Auxiliar equipment sturcture connections knots definition table. Frame 5	STRUCTURAL - 1	vendor	12/21/2012	Approval	1
6007-PLN-AGE-25-54-4519	Alpha plant STG Auxiliar equipment sturcture connections joints location, level 3& 4	STRUCTURAL - 1	vendor	12/21/2012	Approval	1
6007-PLN-AGE-25-54-4520	Alpha plant STG Auxiliar equipment sturcture connections joints location, level 2	STRUCTURAL - 1	vendor	12/21/2012	Approval	1
6007-PLN-AGE-25-54-4521	Alpha plant STG Auxiliar equipment sturcture connections joints location, level 5	STRUCTURAL - 1	vendor	12/21/2012	Approval	1
6007-PLN-AGE-25-54-4522	Alpha plant STG Auxiliar equipment sturcture connections joints location, level 6	STRUCTURAL - 1	vendor	12/21/2012	Approval	1
6007-PLN-AGE-25-54-4523	Alpha plant STG Auxiliar equipment sturcture connections joints location, level 1,7,8,&9	STRUCTURAL - 1	vendor	12/21/2012	Approval	1
6007-PLN-AGE-25-54-4524	Alpha plant STG Auxiliar equipment sturcture connections joints location, frame A	STRUCTURAL - 1	vendor	12/21/2012	Approval	1
6007-PLN-AGE-25-54-4525	Alpha plant STG Auxiliar equipment sturcture connections joints location, frame B	STRUCTURAL - 1	vendor	12/21/2012	Approval	1
6007-PLN-AGE-25-54-4526	Alpha plant STG Auxiliar equipment sturcture connections joints location, frame C	STRUCTURAL - 1	vendor	12/21/2012	Approval	1
6007-PLN-AGE-25-54-4527	Alpha plant STG Auxiliar equipment sturcture connections joints location, frame D & E	STRUCTURAL - 1	vendor	12/21/2012	Approval	1
6007-PLN-AGE-25-54-4528	Alpha plant STG Auxiliar equipment sturcture connections joints location, frame 1 & 2	STRUCTURAL - 1	vendor	12/21/2012	Approval	1
6007-PLN-AGE-25-54-4529	Alpha plant STG Auxiliar equipment sturcture connections joints location, frame 3	STRUCTURAL - 1	vendor	12/21/2012	Approval	1
6007-PLN-AGE-25-54-4530	Alpha plant STG Auxiliar equipment sturcture connections joints location, frame 4	STRUCTURAL - 1	vendor	12/21/2012	Approval	1
6007-PLN-AGE-25-54-4531	Alpha plant STG Auxiliar equipment sturcture connections joints location, frame 5	STRUCTURAL - 1	vendor	12/21/2012	Approval	1
6007-PLN-AGE-25-54-4532	Alpha plant STG Auxiliar equipment sturcture connections Sketch of Joints I	STRUCTURAL - 1	vendor	12/21/2012	Approval	1
6007-PLN-AGE-25-54-4533	Alpha plant STG Auxiliar equipment sturcture connections Sketch of Joints II	STRUCTURAL - 1	vendor	12/21/2012	Approval	1
6007-CAL-AGE-25-51-8004	Beta plant STG Auxiliary equipment structure joints Beta Plant	STRUCTURAL - 1	vendor	12/21/2012	Approval	0
6007-PLN-AGE-25-54-8500	Beta plant STG Auxiliar equipment structure connections Cover sheet	STRUCTURAL - 1	vendor	12/21/2012	Approval	0
6007-PLN-AGE-25-54-8501	Beta plant STG Auxiliar equipment structure connections General notes	STRUCTURAL - 1	vendor	12/21/2012	Approval	0
6007-PLN-AGE-25-54-8502	Beta plant STG Auxiliar equipment structure connections Knots location, Frame A	STRUCTURAL - 1	vendor	12/21/2012	Approval	0
6007-PLN-AGE-25-54-8503	Beta plant STG Auxiliar equipment structure connections Knots location, Frame B	STRUCTURAL - 1	vendor	12/21/2012	Approval	0
6007-PLN-AGE-25-54-8504	Beta plant STG Auxiliar equipment structure connections Knots location, Frame C	STRUCTURAL - 1	vendor	12/21/2012	Approval	0
6007-PLN-AGE-25-54-8505	Beta plant STG Auxiliar equipment structure connections Knots location, Frame D & E	STRUCTURAL - 1	vendor	12/21/2012	Approval	0
6007-PLN-AGE-25-54-8506	Beta plant STG Auxiliar equipment structure connections Knots location, Frame 1 & 2	STRUCTURAL - 1	vendor	12/21/2012	Approval	0
6007-PLN-AGE-25-54-8507	Beta plant STG Auxiliar equipment structure connections Knots location, Frame 3 & 4	STRUCTURAL - 1	vendor	12/21/2012	Approval	0
6007-PLN-AGE-25-54-8508	Beta plant STG Auxiliar equipment structure connections Knots location, Frame 3 & 4	STRUCTURAL - 1	vendor	12/21/2012	Approval	0
6007-PLN-AGE-25-54-8509	Beta plant STG Auxiliar equipment structure connections Knots location, Frame 5	STRUCTURAL - 1	vendor	12/21/2012	Approval	0
6007-PLN-AGE-25-54-8510	Beta plant STG Auxiliar equipment structure connections Sketch of knots	STRUCTURAL - 1	vendor	12/21/2012	Approval	0
6007-PLN-AGE-25-54-8511	Beta plant STG Auxiliar equipment structure connections Knots definition table, Frame A	STRUCTURAL - 1	vendor	12/21/2012	Approval	0
6007-PLN-AGE-25-54-8512	Beta plant STG Auxiliar equipment structure connections Knots definition table, Frame B	STRUCTURAL - 1	vendor	12/21/2012	Approval	0
6007-PLN-AGE-25-54-8513	Beta plant STG Auxiliar equipment structure connections Knots definition table, Frame C	STRUCTURAL - 1	vendor	12/21/2012	Approval	0
6007-PLN-AGE-25-54-8514	Beta plant STG Auxiliar equipment structure connections Knots definition table, Frame D & E	STRUCTURAL - 1	vendor	12/21/2012	Approval	0
6007-PLN-AGE-25-54-8515	Beta plant STG Auxiliar equipment structure connections Knots definition table, Frame 1 & 2	STRUCTURAL - 1	vendor	12/21/2012	Approval	0
6007-PLN-AGE-25-54-8516	Beta plant STG Auxiliar equipment structure connections Knots definition table, Frame 3	STRUCTURAL - 1	vendor	12/21/2012	Approval	0
6007-PLN-AGE-25-54-8517	Beta plant STG Auxiliar equipment sturcture connections knots definition table. Frame 4	STRUCTURAL - 1	vendor	12/21/2012	Approval	0
6007-PLN-AGE-25-54-8518	Beta plant STG Auxiliar equipment sturcture connections knots definition table. Frame 5	STRUCTURAL - 1	vendor	12/21/2012	Approval	0
6007-PLN-AGE-25-54-8519	Beta plant STG Auxiliar equipment sturcture connections joints location, level 3& 4	STRUCTURAL - 1	vendor	12/21/2012	Approval	0
6007-PLN-AGE-25-54-8520	Beta plant STG Auxiliar equipment sturcture connections joints location, level 2	STRUCTURAL - 1	vendor	12/21/2012	Approval	0
6007-PLN-AGE-25-54-8521	Beta plant STG Auxiliar equipment sturcture connections joints location, level 5	STRUCTURAL - 1	vendor	12/21/2012	Approval	0
6007-PLN-AGE-25-54-8522	Beta plant STG Auxiliar equipment sturcture connections joints location, level 6	STRUCTURAL - 1	vendor	12/21/2012	Approval	0
6007-PLN-AGE-25-54-8523	Beta plant STG Auxiliar equipment sturcture connections joints location, level 1,7,8,&9	STRUCTURAL - 1	vendor	12/21/2012	Approval	0
6007-PLN-AGE-25-54-8524	Beta plant STG Auxiliar equipment sturcture connections joints location, frame A	STRUCTURAL - 1	vendor	12/21/2012	Approval	0
6007-PLN-AGE-25-54-8525	Beta plant STG Auxiliar equipment sturcture connections joints location, frame B	STRUCTURAL - 1	vendor	12/21/2012	Approval	0
6007-PLN-AGE-25-54-8526	Beta plant STG Auxiliar equipment sturcture connections joints location, frame C	STRUCTURAL - 1	vendor	12/21/2012	Approval	0
6007-PLN-AGE-25-54-8527	Beta plant STG Auxiliar equipment sturcture connections joints location, frame D & E	STRUCTURAL - 1	vendor	12/21/2012	Approval	0
6007-PLN-AGE-25-54-8528	Beta plant STG Auxiliar equipment sturcture connections joints location, frame 1 & 2	STRUCTURAL - 1	vendor	12/21/2012	Approval	0
6007-PLN-AGE-25-54-8529	Beta plant STG Auxiliar equipment sturcture connections joints location, frame 3	STRUCTURAL - 1	vendor	12/21/2012	Approval	0
6007-PLN-AGE-25-54-8530	Beta plant STG Auxiliar equipment sturcture connections joints location, frame 4	STRUCTURAL - 1	vendor	12/21/2012	Approval	0
6007-PLN-AGE-25-54-8531	Beta plant STG Auxiliar equipment sturcture connections joints location, frame 5	STRUCTURAL - 1	vendor	12/21/2012	Approval	0
6007-PLN-AGE-25-54-8532	Beta plant STG Auxiliar equipment sturcture connections Sketch of Joints I	STRUCTURAL - 1	vendor	12/21/2012	Approval	0
6007-PLN-AGE-25-54-8533	Beta plant STG Auxiliar equipment sturcture connections Sketch of Joints II	STRUCTURAL - 1	vendor	12/21/2012	Approval	0

ABENER TEYMA
MOJAVE

Compliance No.:	GEN-2					
Job :	Mojave Solar Project					
Date: 2/17/11	Description: Structural Master Drawing List					
Sheet No.	Description	Applicable Condition of Certification	Vendor Supplied or EOR	Submittal Date	Reason for Submittal	Revision
121212- Structural Calcs_Signed	Generator Circuit Breaker	STRUCTURAL - 1	vendor	1/4/2013	Approval	1
S2.1	Generator Circuit Breaker Platform Foundation and Framing Plans	STRUCTURAL - 1	vendor	1/4/2013	Approval	1
S1.1	Generator Circuit Breaker Platform General Structural Notes	STRUCTURAL - 1	vendor	1/4/2013	Approval	1
S3.1	Generator Circuit Breaker Platform Foundation and Framing Details	STRUCTURAL - 1	vendor	1/4/2013	Approval	1
	Cert Excahange Brady Notbohm	STRUCTURAL - 1	vendor	1/4/2013	Approval	A
6007-CAL-ATD-23-52-C070	Mojave Alpha & Beta Substations Other Foundations Calculations	STRUCTURAL - 1	vendor	1/4/2013	Approval	B
6007-PLN-ATD-23-55-C011	Mojave Alpha & Beta Substations Steel Details 230 kV Single Phase Low Bus Support	STRUCTURAL - 1	vendor	1/4/2013	Approval	1
6007-PLN-ATD-23-55-C014	Mojave Alpha & Beta Substations Steel Details 230 kV Single Phase S3 Stand - S3	STRUCTURAL - 1	vendor	1/4/2013	Approval	0
6007-PLN-ATD-23-55-C015	Mojave Alpha & Beta Substations Steel Details 230 kV Switch Stand S4 - Sheet 1	STRUCTURAL - 1	vendor	1/4/2013	Approval	0
6007-PLN-ATD-23-55-C016	Mojave Alpha & Beta Substations Steel Details 230 kV Switch Stand S4 - Sheet 2	STRUCTURAL - 1	vendor	1/4/2013	Approval	0
6007-PLN-ATD-23-55-C018	Mojave Alpha & Beta Substations Steel Details 230 kV Single Phase CT Stand - S6	STRUCTURAL - 1	vendor	1/4/2013	Approval	0
6007-PLN-ATD-23-55-C019	Mojave Alpha & Beta Substations Steel Details Control Building Stair Details & Footing - ST1	STRUCTURAL - 1	vendor	1/4/2013	Approval	0
6007-PLN-ATD-23-57-C063	Mojave Alpha & Beta Substations Foundation Detail - APT Transformer (F2)	STRUCTURAL - 1	vendor	1/4/2013	Approval	2
6007-PLN-ATD-23-57-C064	Mojave Alpha & Beta Substations Foundation Detail - Relay House & Minor Equipment (P2, P3, P4, P6 & P7)	STRUCTURAL - 1	vendor	1/4/2013	Approval	0
6007-PLN-ATD-23-57-C065	Mojave Alpha & Beta Substations Foundation Detail - Shield Spike & Terminal Structure (P1 & P5)	STRUCTURAL - 1	vendor	1/4/2013	Approval	0
6007-PLN-ATD-23-57-C071	Mojave Alpha & Beta Substations Foundation Layout Drawings	STRUCTURAL - 1	vendor	1/4/2013	Approval	2
6007-PLN-ATD-23-57-C072	Mojave Alpha & Beta Substations Foundation Detail - Circuit Breaker (F4)	STRUCTURAL - 1	vendor	1/4/2013	Approval	0
6007-PLN-ATD-23-57-C073	Mojave Alpha & Beta Substations Foundation Detail - Firewall APT1 (F6)	STRUCTURAL - 1	vendor	1/4/2013	Approval	0
6007-PLN-ATD-23-57-C074	Mojave Alpha & Beta Substations Foundation Detail - Firewall MPT1 (F3)	STRUCTURAL - 1	vendor	1/4/2013	Approval	0
6007-PLN-ATD-23-57-C091	Mojave Alpha & Beta Substations Site Preparation & Fencing Drawings	STRUCTURAL - 1	vendor	1/4/2013	Approval	2
6007-PLN-ATD-23-52-E101	Control Building	STRUCTURAL - 1	vendor	1/4/2013	Approval	A
6007-PLN-ATD-23-03-E021	Mojave Alpha & Beta Substations General Arrangement	STRUCTURAL - 1	vendor	1/4/2013	Approval	0
6007-PLN-ATD-23-54-C011	Mojave Alpha & Beta Substations Structure Layout Plan	STRUCTURAL - 1	vendor	1/4/2013	Approval	0
6007-PLN-ATD-23-55-C012	Mojave Alpha & Beta Substations Steel Details 230 kV Three Phase 230 kV Deadend - S7	STRUCTURAL - 1	vendor	1/4/2013	Approval	A
6007-PLN-ATD-23-55-C013	Mojave Alpha & Beta Substations Steel Details Static Mast (S1)	STRUCTURAL - 1	vendor	1/4/2013	Approval	A
6007-ESP-RJK-33-50-0010	Engineering Calculation Record Cover Sheet	STRUCTURAL - 1	vendor	1/8/2013	Approval	W
6007-PLN-AGE-57-52-3302	End supply return loops foundation - NE field Foundations plan I - Alpha	STRUCTURAL - 1	vendor	12/18/2012	Approval	W
6007-PLN-AGE-57-52-3303	End supply return loops foundation - NE field Foundations plan II - Alpha	STRUCTURAL - 1	vendor	12/18/2012	Approval	W
6007-PLN-AGE-57-52-3304	End supply return loops foundation - NE field Coordinates I - Alpha	STRUCTURAL - 1	vendor	12/18/2012	Approval	W
6007-PLN-AGE-57-52-3305	End supply return loops foundation - NE field Coordinates II - Alpha	STRUCTURAL - 1	vendor	12/18/2012	Approval	W
6007-PLN-AGE-57-52-3312	End supply return loops foundation - E field Foundations plan I - Alpha	STRUCTURAL - 1	vendor	12/13/2012	Approval	W
6007-PLN-AGE-57-52-3313	End supply return loops foundation - E field Foundations plan II - Alpha	STRUCTURAL - 1	vendor	12/13/2012	Approval	W
6007-PLN-AGE-57-52-3314	End supply return loops foundation - E field Foundations plan III - Alpha	STRUCTURAL - 1	vendor	12/13/2012	Approval	W
6007-PLN-AGE-57-52-3315	End supply return loops foundation - E field Foundations plan IV - Alpha	STRUCTURAL - 1	vendor	12/13/2012	Approval	W
6007-PLN-AGE-57-52-3316	End supply return loops foundation - E field Foundations plan V - Alpha	STRUCTURAL - 1	vendor	12/13/2012	Approval	W
6007-PLN-AGE-57-52-3317	End supply return loops foundation - E field Foundations plan VI - Alpha	STRUCTURAL - 1	vendor	12/13/2012	Approval	W
6007-PLN-AGE-57-52-3318	End supply return loops foundation - E field Foundations plan VII - Alpha	STRUCTURAL - 1	vendor	12/13/2012	Approval	W
6007-PLN-AGE-57-52-3319	End supply return loops foundation - E field Coordinates I - Alpha	STRUCTURAL - 1	vendor	12/13/2012	Approval	W
6007-PLN-AGE-57-52-3320	End supply return loops foundation - E field Coordinates II - Alpha	STRUCTURAL - 1	vendor	12/13/2012	Approval	W
6007-PLN-AGE-57-52-3321	End supply return loops foundation - E field Coordinates III - Alpha	STRUCTURAL - 1	vendor	12/13/2012	Approval	W
6007-PLN-AGE-57-52-3322	End supply return loops foundation - E field Coordinates IV - Alpha	STRUCTURAL - 1	vendor	12/13/2012	Approval	W
6007-PLN-AGE-57-52-3323	End supply return loops foundation - E field Coordinates V - Alpha	STRUCTURAL - 1	vendor	12/13/2012	Approval	W
6007-PLN-AGE-57-52-3324	End supply return loops foundation - E field Coordinates VI - Alpha	STRUCTURAL - 1	vendor	12/13/2012	Approval	W
6007-PLN-AGE-57-52-3325	End supply return loops foundation - E field Coordinates VII - Alpha	STRUCTURAL - 1	vendor	12/13/2012	Approval	W
6007-PLN-AGE-57-52-3352	End supply return loops foundation - NW field Foundations plan I - Alpha	STRUCTURAL - 1	vendor	12/14/2012	Approval	W
6007-PLN-AGE-57-52-3353	End supply return loops foundation - NW field Foundations plan II - Alpha	STRUCTURAL - 1	vendor	12/14/2012	Approval	W
6007-PLN-AGE-57-52-3354	End supply return loops foundation - NW field Foundations plan III - Alpha	STRUCTURAL - 1	vendor	12/14/2012	Approval	W
6007-PLN-AGE-57-52-3355	End supply return loops foundation - NW field Foundations plan IV - Alpha	STRUCTURAL - 1	vendor	12/14/2012	Approval	W
6007-PLN-AGE-57-52-3356	End supply return loops foundation - NW field Foundations plan V - Alpha	STRUCTURAL - 1	vendor	12/14/2012	Approval	W
6007-PLN-AGE-57-52-3357	End supply return loops foundation - NW field Coordinates I - Alpha	STRUCTURAL - 1	vendor	12/14/2012	Approval	W
6007-PLN-AGE-57-52-3358	End supply return loops foundation - NW field Coordinates II - Alpha	STRUCTURAL - 1	vendor	12/14/2012	Approval	W
6007-PLN-AGE-57-52-3359	End supply return loops foundation - NW field Coordinates III - Alpha	STRUCTURAL - 1	vendor	12/14/2012	Approval	W
6007-PLN-AGE-57-52-3360	End supply return loops foundation - NW field Coordinates IV - Alpha	STRUCTURAL - 1	vendor	12/14/2012	Approval	W
6007-PLN-AGE-57-52-3361	End supply return loops foundation - NW field Coordinates V - Alpha	STRUCTURAL - 1	vendor	12/14/2012	Approval	W
6007-PLN-AGE-57-52-3372	End supply return loops foundation - W field Foundations plan I - Alpha	STRUCTURAL - 1	vendor	12/17/2012	Approval	W
6007-PLN-AGE-57-52-3373	End supply return loops foundation - W field Foundations plan II - Alpha	STRUCTURAL - 1	vendor	12/17/2012	Approval	W
6007-PLN-AGE-57-52-3374	End supply return loops foundation - W field Foundations plan III - Alpha	STRUCTURAL - 1	vendor	12/17/2012	Approval	W
6007-PLN-AGE-57-52-3375	End supply return loops foundation - W field Foundations plan IV - Alpha	STRUCTURAL - 1	vendor	12/17/2012	Approval	W
6007-PLN-AGE-57-52-3376	End supply return loops foundation - W field Foundations plan V - Alpha	STRUCTURAL - 1	vendor	12/17/2012	Approval	W
6007-PLN-AGE-57-52-3377	End supply return loops foundation - W field Foundations plan VI - Alpha	STRUCTURAL - 1	vendor	12/17/2012	Approval	W
6007-PLN-AGE-57-52-3378	End supply return loops foundation - W field Coordinates I - Alpha	STRUCTURAL - 1	vendor	12/17/2012	Approval	W
6007-PLN-AGE-57-52-3379	End supply return loops foundation - W field Coordinates II - Alpha	STRUCTURAL - 1	vendor	12/17/2012	Approval	W
6007-PLN-AGE-57-52-3380	End supply return loops foundation - W field Coordinates III - Alpha	STRUCTURAL - 1	vendor	12/17/2012	Approval	W
6007-PLN-AGE-57-52-3381	End supply return loops foundation - W field Coordinates IV - Alpha	STRUCTURAL - 1	vendor	12/17/2012	Approval	W
6007-PLN-AGE-57-52-3382	End supply return loops foundation - W field Coordinates V - Alpha	STRUCTURAL - 1	vendor	12/17/2012	Approval	W
6007-PLN-AGE-57-52-3383	End supply return loops foundation - W field Coordinates VI - Alpha	STRUCTURAL - 1	vendor	12/17/2012	Approval	W
6007-PLN-AGE-57-52-5000	End supply return loops foundation - Alpha & Beta - Cover Sheet	STRUCTURAL - 1	vendor	1/14/2013	Approval	W
6007-PLN-AGE-57-52-5001	End supply return loops foundation - Alpha - North east	STRUCTURAL - 1	vendor	1/14/2013	Approval	W
6007-PLN-AGE-57-52-5002	End supply return loops foundation - Alpha - East	STRUCTURAL - 1	vendor	1/14/2013	Approval	W
6007-PLN-AGE-57-52-5003	End supply return loops foundation - Alpha - North west	STRUCTURAL - 1	vendor	1/14/2013	Approval	W
6007-PLN-AGE-57-52-5004	End supply return loops foundation - Alpha - West	STRUCTURAL - 1	vendor	1/14/2013	Approval	W
6007-PLN-AGE-57-52-5005	End supply return loops foundation - Beta - North	STRUCTURAL - 1	vendor	1/14/2013	Approval	W
6007-PLN-AGE-57-52-5006	End supply return loops foundation - Beta - East	STRUCTURAL - 1	vendor	1/14/2013	Approval	W
6007-PLN-AGE-57-52-5007	End supply return loops foundation - Beta - South	STRUCTURAL - 1	vendor	1/14/2013	Approval	W
6007-PLN-AGE-57-52-5008	End supply return loops foundation - Beta - West and Far west	STRUCTURAL - 1	vendor	1/14/2013	Approval	W
6007-PLN-AGE-57-52-7302	End supply return loops foundation - E field Foundations plan I - Beta	STRUCTURAL - 1	vendor	12/18/2012	Approval	W
6007-PLN-AGE-57-52-7303	End supply return loops foundation - E field Foundations plan II - Beta	STRUCTURAL - 1	vendor	12/18/2012	Approval	W
6007-PLN-AGE-57-52-7304	End supply return loops foundation - E field Foundations plan III - Beta	STRUCTURAL - 1	vendor	12/18/2012	Approval	W
6007-PLN-AGE-57-52-7305	End supply return loops foundation - E field Coordinates I - Beta	STRUCTURAL - 1	vendor	12/18/2012	Approval	W
6007-PLN-AGE-57-52-7306	End supply return loops foundation - E field Coordinates II - Beta	STRUCTURAL - 1	vendor	12/18/2012	Approval	W
6007-PLN-AGE-57-52-7307	End supply return loops foundation - E field Coordinates III - Beta	STRUCTURAL - 1	vendor	12/18/2012	Approval	W
6007-PLN-AGE-57-52-7312	End supply return loops foundation - S field Foundations plan I - Beta	STRUCTURAL - 1	vendor	12/18/2012	Approval	W

ABENER TEYMA MOJAVE

Compliance No.:	GEN-2					
Job :	Mojave Solar Project					
Date: 2/17/11	Description: Structural Master Drawing List					
Sheet No.	Description	Applicable Condition of Certification	Vendor Supplied or EOR	Submittal Date	Reason for Submittal	Revision
6007-PLN-AGE-57-52-7313	End supply return loops foundation - S field Foundations plan II - Beta	STRUCTURAL - 1	vendor	12/18/2012	Approval	W
6007-PLN-AGE-57-52-7314	End supply return loops foundation - S field Foundations plan III - Beta	STRUCTURAL - 1	vendor	12/18/2012	Approval	W
6007-PLN-AGE-57-52-7315	End supply return loops foundation - S field Foundations plan IV - Beta	STRUCTURAL - 1	vendor	12/18/2012	Approval	W
6007-PLN-AGE-57-52-7316	End supply return loops foundation - S field Foundations plan V - Beta	STRUCTURAL - 1	vendor	12/18/2012	Approval	W
6007-PLN-AGE-57-52-7317	End supply return loops foundation - S field Foundations plan VI - Beta	STRUCTURAL - 1	vendor	12/18/2012	Approval	W
6007-PLN-AGE-57-52-7318	End supply return loops foundation - S field Foundations plan I - Beta	STRUCTURAL - 1	vendor	12/18/2012	Approval	W
6007-PLN-AGE-57-52-7319	End supply return loops foundation - S field Foundations plan II - Beta	STRUCTURAL - 1	vendor	12/18/2012	Approval	W
6007-PLN-AGE-57-52-7320	End supply return loops foundation - S field Foundations plan III - Beta	STRUCTURAL - 1	vendor	12/18/2012	Approval	W
6007-PLN-AGE-57-52-7321	End supply return loops foundation - S field Foundations plan IV - Beta	STRUCTURAL - 1	vendor	12/18/2012	Approval	W
6007-PLN-AGE-57-52-7322	End supply return loops foundation - S field Foundations plan V - Beta	STRUCTURAL - 1	vendor	12/18/2012	Approval	W
6007-PLN-AGE-57-52-7323	End supply return loops foundation - S field Foundations plan VI - Beta	STRUCTURAL - 1	vendor	12/18/2012	Approval	W
6007-PLN-AGE-57-52-7352	End supply return loops foundation - N field Foundations plan I - Beta	STRUCTURAL - 1	vendor	12/13/2012	Approval	W
6007-PLN-AGE-57-52-7353	End supply return loops foundation - N field Foundations plan II - Beta	STRUCTURAL - 1	vendor	12/13/2012	Approval	W
6007-PLN-AGE-57-52-7354	End supply return loops foundation - N field Foundations plan III - Beta	STRUCTURAL - 1	vendor	12/13/2012	Approval	W
6007-PLN-AGE-57-52-7355	End supply return loops foundation - N field Foundations plan IV - Beta	STRUCTURAL - 1	vendor	12/13/2012	Approval	W
6007-PLN-AGE-57-52-7356	End supply return loops foundation - N field Foundations plan V - Beta	STRUCTURAL - 1	vendor	12/13/2012	Approval	W
6007-PLN-AGE-57-52-7357	End supply return loops foundation - N field Foundations plan VI - Beta	STRUCTURAL - 1	vendor	12/13/2012	Approval	W
6007-PLN-AGE-57-52-7358	End supply return loops foundation - N field Coordinates I - Beta	STRUCTURAL - 1	vendor	12/13/2012	Approval	W
6007-PLN-AGE-57-52-7359	End supply return loops foundation - N field Coordinates II - Beta	STRUCTURAL - 1	vendor	12/13/2012	Approval	W
6007-PLN-AGE-57-52-7360	End supply return loops foundation - N field Coordinates III - Beta	STRUCTURAL - 1	vendor	12/13/2012	Approval	W
6007-PLN-AGE-57-52-7361	End supply return loops foundation - N field Coordinates IV - Beta	STRUCTURAL - 1	vendor	12/13/2012	Approval	W
6007-PLN-AGE-57-52-7362	End supply return loops foundation - N field Coordinates V - Beta	STRUCTURAL - 1	vendor	12/13/2012	Approval	W
6007-PLN-AGE-57-52-7363	End supply return loops foundation - N field Coordinates VI - Beta	STRUCTURAL - 1	vendor	12/13/2012	Approval	W
6007-PLN-AGE-57-52-7372	End supply return loops foundation - W and FW field Foundations plan I - Beta	STRUCTURAL - 1	vendor	12/17/2012	Approval	W
6007-PLN-AGE-57-52-7373	End supply return loops foundation - W and FW field Foundations plan II - Beta	STRUCTURAL - 1	vendor	12/17/2012	Approval	W
6007-PLN-AGE-57-52-7374	End supply return loops foundation - W and FW field Foundations plan III - Beta	STRUCTURAL - 1	vendor	12/17/2012	Approval	W
6007-PLN-AGE-57-52-7375	End supply return loops foundation - W and FW field Foundations plan IV - Beta	STRUCTURAL - 1	vendor	12/17/2012	Approval	W
6007-PLN-AGE-57-52-7376	End supply return loops foundation - W and FW field Foundations plan V - Beta	STRUCTURAL - 1	vendor	12/17/2012	Approval	W
6007-PLN-AGE-57-52-7377	End supply return loops foundation - W and FW field Foundations plan VI - Beta	STRUCTURAL - 1	vendor	12/17/2012	Approval	W
6007-PLN-AGE-57-52-7378	End supply return loops foundation - W and FW field Coordinates I - Beta	STRUCTURAL - 1	vendor	12/17/2012	Approval	W
6007-PLN-AGE-57-52-7379	End supply return loops foundation - W and FW field Coordinates II - Beta	STRUCTURAL - 1	vendor	12/17/2012	Approval	W
6007-PLN-AGE-57-52-7380	End supply return loops foundation - W and FW field Coordinates III - Beta	STRUCTURAL - 1	vendor	12/17/2012	Approval	W
6007-PLN-AGE-57-52-7381	End supply return loops foundation - W and FW field Coordinates IV - Beta	STRUCTURAL - 1	vendor	12/17/2012	Approval	W
6007-PLN-AGE-57-52-7382	End supply return loops foundation - W and FW field Coordinates V - Beta	STRUCTURAL - 1	vendor	12/17/2012	Approval	W
6007-PLN-AGE-57-52-7383	End supply return loops foundation - W and FW field Coordinates VI - Beta	STRUCTURAL - 1	vendor	12/17/2012	Approval	W
6007-PLN-AGE-21-52-2052	Alpha plant - Steam generators evaporators foundations - Foundation plan	STRUCTURAL - 1	vendor	1/3/2013	Approval	W
6007-PLN-AGE-21-52-6052	Beta plant - Steam generators evaporators foundations - Foundation plan	STRUCTURAL - 1	vendor	1/3/2013	Approval	W
6007-CAL-AGE-58-54-3400	Calculation Report for Rack 1 Alpha Plant	STRUCTURAL - 1	vendor	1/16/2013	Approval	W
6007-CAL-AGE-58-54-3401	Calculation Report for Rack 1 Steel Frame Connection Design Alpha Plant	STRUCTURAL - 1	vendor	1/23/2013	Approval	W
6007-CAL-AGE-58-54-7401	Calculation Report for Rack 1 Steel Frame Connection Design Beta Plant	STRUCTURAL - 1	vendor	1/23/2013	Approval	W
6007-CAL-AGE-58-54-7400	Calculation Report for Rack 1 Beta Plant	STRUCTURAL - 1	vendor	1/16/2013	Approval	W
6007-PLN-AGE-58-54-3400	HTF-1 Pipe Rack Steel Structure Alpha Plant - Cover Sheet	STRUCTURAL - 1	vendor	1/16/2013	Approval	W
6007-PLN-AGE-58-54-3401	HTF-1 Pipe Rack Steel Structure Alpha Plant - General Notes	STRUCTURAL - 1	vendor	1/16/2013	Approval	W
6007-PLN-AGE-58-54-3402	HTF-1 Pipe Rack Steel Structure Alpha Plant - Plan View I	STRUCTURAL - 1	vendor	1/16/2013	Approval	W
6007-PLN-AGE-58-54-3403	HTF-1 Pipe Rack Steel Structure Alpha Plant - Plan View II	STRUCTURAL - 1	vendor	1/16/2013	Approval	W
6007-PLN-AGE-58-54-3404	HTF-1 Pipe Rack Steel Structure Alpha Plant - Elevations I	STRUCTURAL - 1	vendor	1/17/2013	Approval	W
6007-PLN-AGE-58-54-3405	HTF-1 Pipe Rack Steel Structure Alpha Plant - Elevations II	STRUCTURAL - 1	vendor	1/17/2013	Approval	W
6007-PLN-AGE-58-54-3406	HTF-1 Pipe Rack Steel Structure Alpha Plant - Elevations III	STRUCTURAL - 1	vendor	1/17/2013	Approval	W
6007-PLN-AGE-58-54-3407	HTF-1 Pipe Rack Steel Structure Alpha Plant - Elevations IV	STRUCTURAL - 1	vendor	1/17/2013	Approval	W
6007-PLN-AGE-58-54-3408	HTF-1 Pipe Rack Steel Structure Alpha Plant - Details I	STRUCTURAL - 1	vendor	1/16/2013	Approval	W
6007-PLN-AGE-58-54-3409	HTF-1 Pipe Rack Steel Structure Alpha Plant - Details II	STRUCTURAL - 1	vendor	1/16/2013	Approval	W
6007-PLN-AGE-58-54-3410	HTF-1 Pipe Rack Steel Structure Alpha Plant - Details III	STRUCTURAL - 1	vendor	1/16/2013	Approval	W
6007-PLN-AGE-58-54-3411	HTF-1 Pipe Rack Steel Structure Alpha Plant - Details IV	STRUCTURAL - 1	vendor	1/16/2013	Approval	W
6007-PLN-AGE-58-54-3422	HTF-1 Pipe Rack Steel Structure Alpha Plant - Plan View I	STRUCTURAL - 1	vendor	1/23/2013	Approval	W
6007-PLN-AGE-58-54-3423	HTF-1 Pipe Rack Steel Structure Alpha Plant - Plan View II	STRUCTURAL - 1	vendor	1/23/2013	Approval	W
6007-PLN-AGE-58-54-3424	HTF-1 Pipe Rack Steel Structure Alpha Plant - Elevations I	STRUCTURAL - 1	vendor	1/23/2013	Approval	W
6007-PLN-AGE-58-54-3425	HTF-1 Pipe Rack Steel Structure Alpha Plant - Elevations II	STRUCTURAL - 1	vendor	1/23/2013	Approval	W
6007-PLN-AGE-58-54-3426	HTF-1 Pipe Rack Steel Structure Alpha Plant - Elevations III	STRUCTURAL - 1	vendor	1/23/2013	Approval	W
6007-PLN-AGE-58-54-3427	HTF-1 Pipe Rack Steel Structure Alpha Plant - Elevations IV	STRUCTURAL - 1	vendor	1/23/2013	Approval	W
6007-PLN-AGE-58-54-3428	HTF-1 Pipe Rack Steel Structure Alpha Plant - Connection details	STRUCTURAL - 1	vendor	1/23/2013	Approval	W
6007-PLN-AGE-58-54-3429	HTF-1 Pipe Rack Steel Structure Alpha Plant - Connection details	STRUCTURAL - 1	vendor	1/23/2013	Approval	W
6007-PLN-AGE-58-54-3430	HTF-1 Pipe Rack Steel Structure Alpha Plant - Connection details	STRUCTURAL - 1	vendor	1/23/2013	Approval	W
6007-PLN-AGE-58-54-3431	HTF-1 Pipe Rack Steel Structure Alpha Plant - Connection details	STRUCTURAL - 1	vendor	1/23/2013	Approval	W
6007-PLN-AGE-58-54-7422	HTF-1 Pipe Rack Steel Structure Beta Plant - Plan View I	STRUCTURAL - 1	vendor	1/23/2013	Approval	W
6007-PLN-AGE-58-54-7423	HTF-1 Pipe Rack Steel Structure Beta Plant - Plan View II	STRUCTURAL - 1	vendor	1/23/2013	Approval	W
6007-PLN-AGE-58-54-7424	HTF-1 Pipe Rack Steel Structure Beta Plant - Elevations I	STRUCTURAL - 1	vendor	1/23/2013	Approval	W
6007-PLN-AGE-58-54-7425	HTF-1 Pipe Rack Steel Structure Beta Plant - Elevations II	STRUCTURAL - 1	vendor	1/23/2013	Approval	W
6007-PLN-AGE-58-54-7426	HTF-1 Pipe Rack Steel Structure Beta Plant - Elevations III	STRUCTURAL - 1	vendor	1/23/2013	Approval	W
6007-PLN-AGE-58-54-7427	HTF-1 Pipe Rack Steel Structure Beta Plant - Elevations IV	STRUCTURAL - 1	vendor	1/23/2013	Approval	W
6007-PLN-AGE-58-54-7428	HTF-1 Pipe Rack Steel Structure Beta Plant - Connection details	STRUCTURAL - 1	vendor	1/23/2013	Approval	W
6007-PLN-AGE-58-54-7429	HTF-1 Pipe Rack Steel Structure Beta Plant - Connection details	STRUCTURAL - 1	vendor	1/23/2013	Approval	W
6007-PLN-AGE-58-54-7430	HTF-1 Pipe Rack Steel Structure Beta Plant - Connection details	STRUCTURAL - 1	vendor	1/23/2013	Approval	W
6007-PLN-AGE-58-54-7431	HTF-1 Pipe Rack Steel Structure Beta Plant - Connection details	STRUCTURAL - 1	vendor	1/23/2013	Approval	W
6007-PLN-AGE-58-54-7400	HTF-1 Pipe Rack Steel Structure Beta Plant - Cover Sheet	STRUCTURAL - 1	vendor	1/16/2013	Approval	W
6007-PLN-AGE-58-54-7401	HTF-1 Pipe Rack Steel Structure Beta Plant - General Notes	STRUCTURAL - 1	vendor	1/16/2013	Approval	W
6007-PLN-AGE-58-54-7402	HTF-1 Pipe Rack Steel Structure Beta Plant - Plan View I	STRUCTURAL - 1	vendor	1/16/2013	Approval	W
6007-PLN-AGE-58-54-7403	HTF-1 Pipe Rack Steel Structure Beta Plant - Plan View II	STRUCTURAL - 1	vendor	1/16/2013	Approval	W
6007-PLN-AGE-58-54-7404	HTF-1 Pipe Rack Steel Structure Beta Plant - Elevations I	STRUCTURAL - 1	vendor	1/16/2013	Approval	W
6007-PLN-AGE-58-54-7405	HTF-1 Pipe Rack Steel Structure Beta Plant - Elevations II	STRUCTURAL - 1	vendor	1/16/2013	Approval	W
6007-PLN-AGE-58-54-7406	HTF-1 Pipe Rack Steel Structure Beta Plant - Elevations III	STRUCTURAL - 1	vendor	1/16/2013	Approval	W
6007-PLN-AGE-58-54-7407	HTF-1 Pipe Rack Steel Structure Beta Plant - Elevations IV	STRUCTURAL - 1	vendor	1/16/2013	Approval	W
6007-PLN-AGE-58-54-7408	HTF-1 Pipe Rack Steel Structure Beta Plant - Details I	STRUCTURAL - 1	vendor	1/16/2013	Approval	W

ABENER TEYMA MOJAVE

Compliance No.:	GEN-2					
Job :	Mojave Solar Project					
Date: 2/17/11	Description: Structural Master Drawing List					
Sheet No.	Description	Applicable Condition of Certification	Vendor Supplied or EOR	Submittal Date	Reason for Submittal	Revision
6007-PLN-AGE-58-54-7409	HTF-1 Pipe Rack Steel Structure Beta Plant - Details II	STRUCTURAL - 1	vendor	1/16/2013	Approval	W
6007-PLN-AGE-58-54-7410	HTF-1 Pipe Rack Steel Structure Beta Plant - Details III	STRUCTURAL - 1	vendor	1/16/2013	Approval	W
6007-PLN-AGE-58-54-7411	HTF-1 Pipe Rack Steel Structure Beta Plant - Details IV	STRUCTURAL - 1	vendor	1/16/2013	Approval	W
6007-CAL-AGE-58-54-3450	Calculation Report for Rack 2 Alpha Plant	STRUCTURAL - 1	vendor	1/25/2013	Approval	W
6007-CAL-AGE-58-54-7450	Calculation Report for Rack 2 Beta Plant	STRUCTURAL - 1	vendor	1/25/2013	Approval	W
6007-PLN-AGE-58-54-3450	HTF-2 Pipe Rack Steel Structure Alpha Plant - Cover Sheet	STRUCTURAL - 1	vendor	1/25/2013	Approval	W
6007-PLN-AGE-58-54-3451	HTF-2 Pipe Rack Steel Structure Alpha Plant - General notes	STRUCTURAL - 1	vendor	1/25/2013	Approval	W
6007-PLN-AGE-58-54-3452	HTF-2 Pipe Rack Steel Structure Alpha Plant - Plan View I	STRUCTURAL - 1	vendor	1/25/2013	Approval	W
6007-PLN-AGE-58-54-3453	HTF-2 Pipe Rack Steel Structure Alpha Plant - Plan View II	STRUCTURAL - 1	vendor	1/25/2013	Approval	W
6007-PLN-AGE-58-54-3454	HTF-2 Pipe Rack Steel Structure Alpha Plant - Plan View III	STRUCTURAL - 1	vendor	1/25/2013	Approval	W
6007-PLN-AGE-58-54-3455	HTF-2 Pipe Rack Steel Structure Alpha Plant - Plan View IV	STRUCTURAL - 1	vendor	1/25/2013	Approval	W
6007-PLN-AGE-58-54-3456	HTF-2 Pipe Rack Steel Structure Alpha Plant - Elevations I	STRUCTURAL - 1	vendor	1/25/2013	Approval	W
6007-PLN-AGE-58-54-3457	HTF-2 Pipe Rack Steel Structure Alpha Plant - Elevations II	STRUCTURAL - 1	vendor	1/25/2013	Approval	W
6007-PLN-AGE-58-54-3458	HTF-2 Pipe Rack Steel Structure Alpha Plant - Elevations III	STRUCTURAL - 1	vendor	1/25/2013	Approval	W
6007-PLN-AGE-58-54-3459	HTF-2 Pipe Rack Steel Structure Alpha Plant - Elevations IV	STRUCTURAL - 1	vendor	1/25/2013	Approval	W
6007-PLN-AGE-58-54-3460	HTF-2 Pipe Rack Steel Structure Alpha Plant - Details I	STRUCTURAL - 1	vendor	1/25/2013	Approval	W
6007-PLN-AGE-58-54-3461	HTF-2 Pipe Rack Steel Structure Alpha Plant - Details II	STRUCTURAL - 1	vendor	1/25/2013	Approval	W
6007-PLN-AGE-58-54-3462	HTF-2 Pipe Rack Steel Structure Alpha Plant - Details III	STRUCTURAL - 1	vendor	1/25/2013	Approval	W
6007-PLN-AGE-58-54-3463	HTF-2 Pipe Rack Steel Structure Alpha Plant - Details IV	STRUCTURAL - 1	vendor	1/25/2013	Approval	W
6007-PLN-AGE-58-54-3464	HTF-2 Pipe Rack Steel Structure Alpha Plant - Details V	STRUCTURAL - 1	vendor	1/25/2013	Approval	W
6007-PLN-AGE-58-54-7450	HTF-2 Pipe Rack Steel Structure Beta Plant - Cover Sheet	STRUCTURAL - 1	vendor	1/25/2013	Approval	W
6007-PLN-AGE-58-54-7451	HTF-2 Pipe Rack Steel Structure Beta Plant - General notes	STRUCTURAL - 1	vendor	1/25/2013	Approval	W
6007-PLN-AGE-58-54-7452	HTF-2 Pipe Rack Steel Structure Beta Plant - Plan View I	STRUCTURAL - 1	vendor	1/25/2013	Approval	W
6007-PLN-AGE-58-54-7453	HTF-2 Pipe Rack Steel Structure Beta Plant - Plan View II	STRUCTURAL - 1	vendor	1/25/2013	Approval	W
6007-PLN-AGE-58-54-7454	HTF-2 Pipe Rack Steel Structure Beta Plant - Plan View III	STRUCTURAL - 1	vendor	1/25/2013	Approval	W
6007-PLN-AGE-58-54-7455	HTF-2 Pipe Rack Steel Structure Beta Plant - Plan View IV	STRUCTURAL - 1	vendor	1/25/2013	Approval	W
6007-PLN-AGE-58-54-7456	HTF-2 Pipe Rack Steel Structure Beta Plant - Elevations I	STRUCTURAL - 1	vendor	1/25/2013	Approval	W
6007-PLN-AGE-58-54-7457	HTF-2 Pipe Rack Steel Structure Beta Plant - Elevations II	STRUCTURAL - 1	vendor	1/25/2013	Approval	W
6007-PLN-AGE-58-54-7458	HTF-2 Pipe Rack Steel Structure Beta Plant - Elevations III	STRUCTURAL - 1	vendor	1/25/2013	Approval	W
6007-PLN-AGE-58-54-7459	HTF-2 Pipe Rack Steel Structure Beta Plant - Elevations IV	STRUCTURAL - 1	vendor	1/25/2013	Approval	W
6007-PLN-AGE-58-54-7460	HTF-2 Pipe Rack Steel Structure Beta Plant - Details I	STRUCTURAL - 1	vendor	1/25/2013	Approval	W
6007-PLN-AGE-58-54-7461	HTF-2 Pipe Rack Steel Structure Beta Plant - Details II	STRUCTURAL - 1	vendor	1/25/2013	Approval	W
6007-PLN-AGE-58-54-7462	HTF-2 Pipe Rack Steel Structure Beta Plant - Details III	STRUCTURAL - 1	vendor	1/25/2013	Approval	W
6007-PLN-AGE-58-54-7463	HTF-2 Pipe Rack Steel Structure Beta Plant - Details IV	STRUCTURAL - 1	vendor	1/25/2013	Approval	W
6007-PLN-AGE-58-54-7464	HTF-2 Pipe Rack Steel Structure Beta Plant - Details VII	STRUCTURAL - 1	vendor	1/18/2013	Approval	W
6007-CAL-AGE-58-54-3451	Calculation Report for Rack 2 Alpha Plant	STRUCTURAL - 1	vendor	1/7/2013	Approval	W
6007-CAL-AGE-58-54-7451	Calculation Report for Rack 2 Beta Plant	STRUCTURAL - 1	vendor	1/7/2013	Approval	W
6007-PLN-AGE-58-54-3472	HTF-2 Pipe Rack Steel Structure Alpha Plant - Plan View I	STRUCTURAL - 1	vendor	1/9/2013	Approval	W
6007-PLN-AGE-58-54-3473	HTF-2 Pipe Rack Steel Structure Alpha Plant - Plan View II	STRUCTURAL - 1	vendor	1/9/2013	Approval	W
6007-PLN-AGE-58-54-3474	HTF-2 Pipe Rack Steel Structure Alpha Plant - Plan View III	STRUCTURAL - 1	vendor	1/9/2013	Approval	W
6007-PLN-AGE-58-54-3475	HTF-2 Pipe Rack Steel Structure Alpha Plant - Plan View IV	STRUCTURAL - 1	vendor	1/9/2013	Approval	W
6007-PLN-AGE-58-54-3476	HTF-2 Pipe Rack Steel Structure Alpha Plant - Elevations I	STRUCTURAL - 1	vendor	1/9/2013	Approval	W
6007-PLN-AGE-58-54-3477	HTF-2 Pipe Rack Steel Structure Alpha Plant - Elevations II	STRUCTURAL - 1	vendor	1/9/2013	Approval	W
6007-PLN-AGE-58-54-3478	HTF-2 Pipe Rack Steel Structure Alpha Plant - Elevations III	STRUCTURAL - 1	vendor	1/9/2013	Approval	W
6007-PLN-AGE-58-54-3479	HTF-2 Pipe Rack Steel Structure Alpha Plant - Elevations IV	STRUCTURAL - 1	vendor	1/9/2013	Approval	W
6007-PLN-AGE-58-54-3480	HTF-2 Pipe Rack Steel Structure Alpha Plant - Connections Details	STRUCTURAL - 1	vendor	1/9/2013	Approval	W
6007-PLN-AGE-58-54-3481	HTF-2 Pipe Rack Steel Structure Alpha Plant - Connections Details	STRUCTURAL - 1	vendor	1/9/2013	Approval	W
6007-PLN-AGE-58-54-3482	HTF-2 Pipe Rack Steel Structure Alpha Plant - Connections Details	STRUCTURAL - 1	vendor	1/9/2013	Approval	W
6007-PLN-AGE-58-54-3483	HTF-2 Pipe Rack Steel Structure Alpha Plant - Connections Details	STRUCTURAL - 1	vendor	1/9/2013	Approval	W
6007-PLN-AGE-58-54-7472	HTF-2 Pipe Rack Steel Structure Beta Plant - Plan View I	STRUCTURAL - 1	vendor	1/9/2013	Approval	W
6007-PLN-AGE-58-54-7473	HTF-2 Pipe Rack Steel Structure Beta Plant - Plan View II	STRUCTURAL - 1	vendor	1/9/2013	Approval	W
6007-PLN-AGE-58-54-7474	HTF-2 Pipe Rack Steel Structure Beta Plant - Plan View III	STRUCTURAL - 1	vendor	1/9/2013	Approval	W
6007-PLN-AGE-58-54-7475	HTF-2 Pipe Rack Steel Structure Beta Plant - Plan View IV	STRUCTURAL - 1	vendor	1/9/2013	Approval	W
6007-PLN-AGE-58-54-7476	HTF-2 Pipe Rack Steel Structure Beta Plant - Elevations I	STRUCTURAL - 1	vendor	1/9/2013	Approval	W
6007-PLN-AGE-58-54-7477	HTF-2 Pipe Rack Steel Structure Beta Plant - Elevations II	STRUCTURAL - 1	vendor	1/9/2013	Approval	W
6007-PLN-AGE-58-54-7478	HTF-2 Pipe Rack Steel Structure Beta Plant - Elevations III	STRUCTURAL - 1	vendor	1/9/2013	Approval	W
6007-PLN-AGE-58-54-7479	HTF-2 Pipe Rack Steel Structure Beta Plant - Elevations IV	STRUCTURAL - 1	vendor	1/9/2013	Approval	W
6007-PLN-AGE-58-54-7480	HTF-2 Pipe Rack Steel Structure Beta Plant - Connections Details	STRUCTURAL - 1	vendor	1/9/2013	Approval	W
6007-PLN-AGE-58-54-7481	HTF-2 Pipe Rack Steel Structure Beta Plant - Connections Details	STRUCTURAL - 1	vendor	1/9/2013	Approval	W
6007-PLN-AGE-58-54-7482	HTF-2 Pipe Rack Steel Structure Beta Plant - Connections Details	STRUCTURAL - 1	vendor	1/9/2013	Approval	W
6007-PLN-AGE-58-54-7483	HTF-2 Pipe Rack Steel Structure Beta Plant - Connections Details	STRUCTURAL - 1	vendor	1/9/2013	Approval	W
6007-PLN-AGE-57-52-3302	End supply return loops foundation - NE field Foundations plan I - Alpha	STRUCTURAL - 1	vendor	1/21/2013	Approval	W
6007-PLN-AGE-57-52-3303	End supply return loops foundation - NE field Foundations plan II - Alpha	STRUCTURAL - 1	vendor	1/21/2013	Approval	W
6007-PLN-AGE-57-52-3304	End supply return loops foundation - NE field Coordinates I - Alpha	STRUCTURAL - 1	vendor	1/21/2013	Approval	W
6007-PLN-AGE-57-52-3305	End supply return loops foundation - NE field Coordinates II - Alpha	STRUCTURAL - 1	vendor	1/21/2013	Approval	W
6007-PLN-AGE-57-52-3312	End supply return loops foundation - E field Foundations plan I - Alpha	STRUCTURAL - 1	vendor	1/21/2013	Approval	W
6007-PLN-AGE-57-52-3313	End supply return loops foundation - E field Foundations plan II - Alpha	STRUCTURAL - 1	vendor	1/21/2013	Approval	W
6007-PLN-AGE-57-52-3314	End supply return loops foundation - E field Foundations plan III - Alpha	STRUCTURAL - 1	vendor	1/21/2013	Approval	W
6007-PLN-AGE-57-52-3315	End supply return loops foundation - E field Foundations plan IV - Alpha	STRUCTURAL - 1	vendor	1/21/2013	Approval	W
6007-PLN-AGE-57-52-3316	End supply return loops foundation - E field Foundations plan V - Alpha	STRUCTURAL - 1	vendor	1/21/2013	Approval	W
6007-PLN-AGE-57-52-3317	End supply return loops foundation - E field Foundations plan VI - Alpha	STRUCTURAL - 1	vendor	1/21/2013	Approval	W
6007-PLN-AGE-57-52-3318	End supply return loops foundation - E field Foundations plan VII - Alpha	STRUCTURAL - 1	vendor	1/21/2013	Approval	W
6007-PLN-AGE-57-52-3319	End supply return loops foundation - E field Coordinates I - Alpha	STRUCTURAL - 1	vendor	1/21/2013	Approval	W
6007-PLN-AGE-57-52-3320	End supply return loops foundation - E field Coordinates II - Alpha	STRUCTURAL - 1	vendor	1/21/2013	Approval	W
6007-PLN-AGE-57-52-3321	End supply return loops foundation - E field Coordinates III - Alpha	STRUCTURAL - 1	vendor	1/21/2013	Approval	W
6007-PLN-AGE-57-52-3322	End supply return loops foundation - E field Coordinates IV - Alpha	STRUCTURAL - 1	vendor	1/21/2013	Approval	W
6007-PLN-AGE-57-52-3323	End supply return loops foundation - E field Coordinates V - Alpha	STRUCTURAL - 1	vendor	1/21/2013	Approval	W
6007-PLN-AGE-57-52-3324	End supply return loops foundation - E field Coordinates VI - Alpha	STRUCTURAL - 1	vendor	1/21/2013	Approval	W
6007-PLN-AGE-57-52-3325	End supply return loops foundation - E field Coordinates VII - Alpha	STRUCTURAL - 1	vendor	1/21/2013	Approval	W
6007-PLN-AGE-57-52-3352	End supply return loops foundation - NW field Foundations plan I - Alpha	STRUCTURAL - 1	vendor	1/21/2013	Approval	W
6007-PLN-AGE-57-52-3353	End supply return loops foundation - NW field Foundations plan II - Alpha	STRUCTURAL - 1	vendor	1/21/2013	Approval	W
6007-PLN-AGE-57-52-3354	End supply return loops foundation - NW field Foundations plan III - Alpha	STRUCTURAL - 1	vendor	1/21/2013	Approval	W

ABENER TEYMA MOJAVE

Compliance No.:	GEN-2					
Job :	Mojave Solar Project					
Date: 2/17/11	Description: Structural Master Drawing List					
Sheet No.	Description	Applicable Condition of Certification	Vendor Supplied or EOR	Submittal Date	Reason for Submittal	Revision
6007-PLN-AGE-57-52-3355	End supply return loops foundation - NW field Foundations plan IV - Alpha	STRUCTURAL - 1	vendor	1/21/2013	Approval	W
6007-PLN-AGE-57-52-3356	End supply return loops foundation - NW field Foundations plan V - Alpha	STRUCTURAL - 1	vendor	1/21/2013	Approval	W
6007-PLN-AGE-57-52-3357	End supply return loops foundation - NW field Coordinates I - Alpha	STRUCTURAL - 1	vendor	1/21/2013	Approval	W
6007-PLN-AGE-57-52-3358	End supply return loops foundation - NW field Coordinates II - Alpha	STRUCTURAL - 1	vendor	1/21/2013	Approval	W
6007-PLN-AGE-57-52-3359	End supply return loops foundation - NW field Coordinates III - Alpha	STRUCTURAL - 1	vendor	1/21/2013	Approval	W
6007-PLN-AGE-57-52-3360	End supply return loops foundation - NW field Coordinates IV - Alpha	STRUCTURAL - 1	vendor	1/21/2013	Approval	W
6007-PLN-AGE-57-52-3361	End supply return loops foundation - NW field Coordinates V - Alpha	STRUCTURAL - 1	vendor	1/21/2013	Approval	W
6007-PLN-AGE-57-52-3372	End supply return loops foundation - W field Foundations plan I - Alpha	STRUCTURAL - 1	vendor	1/21/2013	Approval	W
6007-PLN-AGE-57-52-3373	End supply return loops foundation - W field Foundations plan II - Alpha	STRUCTURAL - 1	vendor	1/21/2013	Approval	W
6007-PLN-AGE-57-52-3374	End supply return loops foundation - W field Foundations plan III - Alpha	STRUCTURAL - 1	vendor	1/21/2013	Approval	W
6007-PLN-AGE-57-52-3375	End supply return loops foundation - W field Foundations plan IV - Alpha	STRUCTURAL - 1	vendor	1/21/2013	Approval	W
6007-PLN-AGE-57-52-3376	End supply return loops foundation - W field Foundations plan V - Alpha	STRUCTURAL - 1	vendor	1/21/2013	Approval	W
6007-PLN-AGE-57-52-3377	End supply return loops foundation - W field Foundations plan VI - Alpha	STRUCTURAL - 1	vendor	1/21/2013	Approval	W
6007-PLN-AGE-57-52-3378	End supply return loops foundation - W field Coordinates I - Alpha	STRUCTURAL - 1	vendor	1/21/2013	Approval	W
6007-PLN-AGE-57-52-3379	End supply return loops foundation - W field Coordinates II - Alpha	STRUCTURAL - 1	vendor	1/21/2013	Approval	W
6007-PLN-AGE-57-52-3380	End supply return loops foundation - W field Coordinates III - Alpha	STRUCTURAL - 1	vendor	1/21/2013	Approval	W
6007-PLN-AGE-57-52-3381	End supply return loops foundation - W field Coordinates IV - Alpha	STRUCTURAL - 1	vendor	1/21/2013	Approval	W
6007-PLN-AGE-57-52-3382	End supply return loops foundation - W field Coordinates V - Alpha	STRUCTURAL - 1	vendor	1/21/2013	Approval	W
6007-PLN-AGE-57-52-3383	End supply return loops foundation - W field Coordinates VI - Alpha	STRUCTURAL - 1	vendor	1/21/2013	Approval	W
6007-PLN-AGE-57-52-5000	End supply return loops foundation - Alpha & Beta - Cover Sheet	STRUCTURAL - 1	vendor	1/21/2013	Approval	W
6007-PLN-AGE-57-52-5001	End supply return loops foundation - Alpha - North east	STRUCTURAL - 1	vendor	1/21/2013	Approval	W
6007-PLN-AGE-57-52-5002	End supply return loops foundation - Alpha - East	STRUCTURAL - 1	vendor	1/21/2013	Approval	W
6007-PLN-AGE-57-52-5003	End supply return loops foundation - Alpha - North west	STRUCTURAL - 1	vendor	1/21/2013	Approval	W
6007-PLN-AGE-57-52-5004	End supply return loops foundation - Alpha - West	STRUCTURAL - 1	vendor	1/21/2013	Approval	W
6007-PLN-AGE-57-52-5005	End supply return loops foundation - Beta - North	STRUCTURAL - 1	vendor	1/21/2013	Approval	W
6007-PLN-AGE-57-52-5006	End supply return loops foundation - Beta - East	STRUCTURAL - 1	vendor	1/21/2013	Approval	W
6007-PLN-AGE-57-52-5007	End supply return loops foundation - Beta - South	STRUCTURAL - 1	vendor	1/21/2013	Approval	W
6007-PLN-AGE-57-52-5008	End supply return loops foundation - Beta - West and Far west	STRUCTURAL - 1	vendor	1/21/2013	Approval	W
6007-PLN-AGE-57-52-7302	End supply return loops foundation - E field Foundations plan I - Beta	STRUCTURAL - 1	vendor	1/21/2013	Approval	W
6007-PLN-AGE-57-52-7303	End supply return loops foundation - E field Foundations plan II - Beta	STRUCTURAL - 1	vendor	1/21/2013	Approval	W
6007-PLN-AGE-57-52-7304	End supply return loops foundation - E field Foundations plan III - Beta	STRUCTURAL - 1	vendor	1/21/2013	Approval	W
6007-PLN-AGE-57-52-7305	End supply return loops foundation - E field Coordinates I - Beta	STRUCTURAL - 1	vendor	1/21/2013	Approval	W
6007-PLN-AGE-57-52-7306	End supply return loops foundation - E field Coordinates II - Beta	STRUCTURAL - 1	vendor	1/21/2013	Approval	W
6007-PLN-AGE-57-52-7307	End supply return loops foundation - E field Coordinates III - Beta	STRUCTURAL - 1	vendor	1/21/2013	Approval	W
6007-PLN-AGE-57-52-7312	End supply return loops foundation - S field Foundations plan I - Beta	STRUCTURAL - 1	vendor	1/21/2013	Approval	W
6007-PLN-AGE-57-52-7313	End supply return loops foundation - S field Foundations plan II - Beta	STRUCTURAL - 1	vendor	1/21/2013	Approval	W
6007-PLN-AGE-57-52-7314	End supply return loops foundation - S field Foundations plan III - Beta	STRUCTURAL - 1	vendor	1/21/2013	Approval	W
6007-PLN-AGE-57-52-7315	End supply return loops foundation - S field Foundations plan IV - Beta	STRUCTURAL - 1	vendor	1/21/2013	Approval	W
6007-PLN-AGE-57-52-7316	End supply return loops foundation - S field Foundations plan V - Beta	STRUCTURAL - 1	vendor	1/21/2013	Approval	W
6007-PLN-AGE-57-52-7317	End supply return loops foundation - S field Foundations plan VI - Beta	STRUCTURAL - 1	vendor	1/21/2013	Approval	W
6007-PLN-AGE-57-52-7318	End supply return loops foundation - S field Foundations plan I - Beta	STRUCTURAL - 1	vendor	1/21/2013	Approval	W
6007-PLN-AGE-57-52-7319	End supply return loops foundation - S field Foundations plan II - Beta	STRUCTURAL - 1	vendor	1/21/2013	Approval	W
6007-PLN-AGE-57-52-7320	End supply return loops foundation - S field Foundations plan III - Beta	STRUCTURAL - 1	vendor	1/21/2013	Approval	W
6007-PLN-AGE-57-52-7321	End supply return loops foundation - S field Foundations plan IV - Beta	STRUCTURAL - 1	vendor	1/21/2013	Approval	W
6007-PLN-AGE-57-52-7322	End supply return loops foundation - S field Foundations plan V - Beta	STRUCTURAL - 1	vendor	1/21/2013	Approval	W
6007-PLN-AGE-57-52-7323	End supply return loops foundation - S field Foundations plan VI - Beta	STRUCTURAL - 1	vendor	1/21/2013	Approval	W
6007-PLN-AGE-57-52-7352	End supply return loops foundation - N field Foundations plan I - Beta	STRUCTURAL - 1	vendor	1/21/2013	Approval	W
6007-PLN-AGE-57-52-7353	End supply return loops foundation - N field Foundations plan II - Beta	STRUCTURAL - 1	vendor	1/21/2013	Approval	W
6007-PLN-AGE-57-52-7354	End supply return loops foundation - N field Foundations plan III - Beta	STRUCTURAL - 1	vendor	1/21/2013	Approval	W
6007-PLN-AGE-57-52-7355	End supply return loops foundation - N field Foundations plan IV - Beta	STRUCTURAL - 1	vendor	1/21/2013	Approval	W
6007-PLN-AGE-57-52-7356	End supply return loops foundation - N field Foundations plan V - Beta	STRUCTURAL - 1	vendor	1/21/2013	Approval	W
6007-PLN-AGE-57-52-7357	End supply return loops foundation - N field Foundations plan VI - Beta	STRUCTURAL - 1	vendor	1/21/2013	Approval	W
6007-PLN-AGE-57-52-7358	End supply return loops foundation - N field Coordinates I - Beta	STRUCTURAL - 1	vendor	1/21/2013	Approval	W
6007-PLN-AGE-57-52-7359	End supply return loops foundation - N field Coordinates II - Beta	STRUCTURAL - 1	vendor	1/21/2013	Approval	W
6007-PLN-AGE-57-52-7360	End supply return loops foundation - N field Coordinates III - Beta	STRUCTURAL - 1	vendor	1/21/2013	Approval	W
6007-PLN-AGE-57-52-7361	End supply return loops foundation - N field Coordinates IV - Beta	STRUCTURAL - 1	vendor	1/21/2013	Approval	W
6007-PLN-AGE-57-52-7362	End supply return loops foundation - N field Coordinates V - Beta	STRUCTURAL - 1	vendor	1/21/2013	Approval	W
6007-PLN-AGE-57-52-7363	End supply return loops foundation - N field Coordinates VI - Beta	STRUCTURAL - 1	vendor	1/21/2013	Approval	W
6007-PLN-AGE-57-52-7372	End supply return loops foundation - W and FW field Foundations plan I - Beta	STRUCTURAL - 1	vendor	1/21/2013	Approval	W
6007-PLN-AGE-57-52-7373	End supply return loops foundation - W and FW field Foundations plan II - Beta	STRUCTURAL - 1	vendor	1/21/2013	Approval	W
6007-PLN-AGE-57-52-7374	End supply return loops foundation - W and FW field Foundations plan III - Beta	STRUCTURAL - 1	vendor	1/21/2013	Approval	W
6007-PLN-AGE-57-52-7375	End supply return loops foundation - W and FW field Foundations plan IV - Beta	STRUCTURAL - 1	vendor	1/21/2013	Approval	W
6007-PLN-AGE-57-52-7376	End supply return loops foundation - W and FW field Foundations plan V - Beta	STRUCTURAL - 1	vendor	1/21/2013	Approval	W
6007-PLN-AGE-57-52-7377	End supply return loops foundation - W and FW field Foundations plan VI - Beta	STRUCTURAL - 1	vendor	1/21/2013	Approval	W
6007-PLN-AGE-57-52-7378	End supply return loops foundation - W and FW field Coordinates I - Beta	STRUCTURAL - 1	vendor	1/21/2013	Approval	W
6007-PLN-AGE-57-52-7379	End supply return loops foundation - W and FW field Coordinates II - Beta	STRUCTURAL - 1	vendor	1/21/2013	Approval	W
6007-PLN-AGE-57-52-7380	End supply return loops foundation - W and FW field Coordinates III - Beta	STRUCTURAL - 1	vendor	1/21/2013	Approval	W
6007-PLN-AGE-57-52-7381	End supply return loops foundation - W and FW field Coordinates IV - Beta	STRUCTURAL - 1	vendor	1/21/2013	Approval	W
6007-PLN-AGE-57-52-7382	End supply return loops foundation - W and FW field Coordinates V - Beta	STRUCTURAL - 1	vendor	1/21/2013	Approval	W
6007-PLN-AGE-57-52-7383	End supply return loops foundation - W and FW field Coordinates VI - Beta	STRUCTURAL - 1	vendor	1/21/2013	Approval	W
6007-PLN-AGE-57-52-7383	End supply return loops foundation - W and FW field Coordinates VI - Beta	STRUCTURAL - 1	vendor	1/21/2013	Approval	W
6007-PLN-AGE-21-52-2052	Alpha plant - Steam generators evaporators foundations - Foundation plan	STRUCTURAL - 1	vendor	1/24/2013	Approval	W
6007-PLN-AGE-21-52-6052	Beta plant - Steam generators evaporators foundations - Foundation plan	STRUCTURAL - 1	vendor	1/24/2013	Approval	W
6007-CAL-AGE-58-54-3400	Calculation Report for Rack 1 Alpha Plant	STRUCTURAL - 1	vendor	1/25/2013	Approval	W
6007-CAL-AGE-58-54-3401	Calculation Report for Rack 1 Steel Frame Connection Design Alpha Plant	STRUCTURAL - 1	vendor	1/25/2013	Approval	W
6007-CAL-AGE-58-54-7401	Calculation Report for Rack 1 Steel Frame Connection Design Beta Plant	STRUCTURAL - 1	vendor	1/25/2013	Approval	W
6007-CAL-AGE-58-54-7400	Calculation Report for Rack 1 Beta Plant	STRUCTURAL - 1	vendor	1/25/2013	Approval	W
6007-PLN-AGE-58-54-3400	HTF-1 Pipe Rack Steel Structure Alpha Plant - Cover Sheet	STRUCTURAL - 1	vendor	1/25/2013	Approval	W
6007-PLN-AGE-58-54-3401	HTF-1 Pipe Rack Steel Structure Alpha Plant - General Notes	STRUCTURAL - 1	vendor	1/25/2013	Approval	W
6007-PLN-AGE-58-54-3402	HTF-1 Pipe Rack Steel Structure Alpha Plant - Plan View I	STRUCTURAL - 1	vendor	1/25/2013	Approval	W
6007-PLN-AGE-58-54-3403	HTF-1 Pipe Rack Steel Structure Alpha Plant - Plan View II	STRUCTURAL - 1	vendor	1/25/2013	Approval	W
6007-PLN-AGE-58-54-3404	HTF-1 Pipe Rack Steel Structure Alpha Plant - Elevations I	STRUCTURAL - 1	vendor	1/25/2013	Approval	W

Compliance No.:	GEN-2					
Job :	Mojave Solar Project					
Date: 2/17/11	Description: Structural Master Drawing List					
Sheet No.	Description	Applicable Condition of Certification	Vendor Supplied or EOR	Submittal Date	Reason for Submittal	Revision
6007-PLN-AGE-58-54-3405	HTF-1 Pipe Rack Steel Structure Alpha Plant - Elevations II	STRUCTURAL - 1	vendor	1/25/2013	Approval	W
6007-PLN-AGE-58-54-3406	HTF-1 Pipe Rack Steel Structure Alpha Plant - Elevations III	STRUCTURAL - 1	vendor	1/25/2013	Approval	W
6007-PLN-AGE-58-54-3407	HTF-1 Pipe Rack Steel Structure Alpha Plant - Elevations IV	STRUCTURAL - 1	vendor	1/25/2013	Approval	W
6007-PLN-AGE-58-54-3408	HTF-1 Pipe Rack Steel Structure Alpha Plant - Details I	STRUCTURAL - 1	vendor	1/25/2013	Approval	W
6007-PLN-AGE-58-54-3409	HTF-1 Pipe Rack Steel Structure Alpha Plant - Details II	STRUCTURAL - 1	vendor	1/25/2013	Approval	W
6007-PLN-AGE-58-54-3410	HTF-1 Pipe Rack Steel Structure Alpha Plant - Details III	STRUCTURAL - 1	vendor	1/25/2013	Approval	W
6007-PLN-AGE-58-54-3411	HTF-1 Pipe Rack Steel Structure Alpha Plant - Details IV	STRUCTURAL - 1	vendor	1/25/2013	Approval	W
6007-PLN-AGE-58-54-3422	HTF-1 Pipe Rack Steel Structure Alpha Plant - Plan View I	STRUCTURAL - 1	vendor	1/25/2013	Approval	W
6007-PLN-AGE-58-54-3423	HTF-1 Pipe Rack Steel Structure Alpha Plant - Plan View II	STRUCTURAL - 1	vendor	1/25/2013	Approval	W
6007-PLN-AGE-58-54-3424	HTF-1 Pipe Rack Steel Structure Alpha Plant - Elevations I	STRUCTURAL - 1	vendor	1/25/2013	Approval	W
6007-PLN-AGE-58-54-3425	HTF-1 Pipe Rack Steel Structure Alpha Plant - Elevations II	STRUCTURAL - 1	vendor	1/25/2013	Approval	W
6007-PLN-AGE-58-54-3426	HTF-1 Pipe Rack Steel Structure Alpha Plant - Elevations III	STRUCTURAL - 1	vendor	1/25/2013	Approval	W
6007-PLN-AGE-58-54-3427	HTF-1 Pipe Rack Steel Structure Alpha Plant - Elevations IV	STRUCTURAL - 1	vendor	1/25/2013	Approval	W
6007-PLN-AGE-58-54-3428	HTF-1 Pipe Rack Steel Structure Alpha Plant - Connection details	STRUCTURAL - 1	vendor	1/25/2013	Approval	W
6007-PLN-AGE-58-54-3429	HTF-1 Pipe Rack Steel Structure Alpha Plant - Connection details	STRUCTURAL - 1	vendor	1/25/2013	Approval	W
6007-PLN-AGE-58-54-3430	HTF-1 Pipe Rack Steel Structure Alpha Plant - Connection details	STRUCTURAL - 1	vendor	1/25/2013	Approval	W
6007-PLN-AGE-58-54-3431	HTF-1 Pipe Rack Steel Structure Alpha Plant - Connection details	STRUCTURAL - 1	vendor	1/25/2013	Approval	W
6007-PLN-AGE-58-54-7422	HTF-1 Pipe Rack Steel Structure Beta Plant - Plan View I	STRUCTURAL - 1	vendor	1/25/2013	Approval	W
6007-PLN-AGE-58-54-7423	HTF-1 Pipe Rack Steel Structure Beta Plant - Plan View II	STRUCTURAL - 1	vendor	1/25/2013	Approval	W
6007-PLN-AGE-58-54-7424	HTF-1 Pipe Rack Steel Structure Beta Plant - Elevations I	STRUCTURAL - 1	vendor	1/25/2013	Approval	W
6007-PLN-AGE-58-54-7425	HTF-1 Pipe Rack Steel Structure Beta Plant - Elevations II	STRUCTURAL - 1	vendor	1/25/2013	Approval	W
6007-PLN-AGE-58-54-7426	HTF-1 Pipe Rack Steel Structure Beta Plant - Elevations III	STRUCTURAL - 1	vendor	1/25/2013	Approval	W
6007-PLN-AGE-58-54-7427	HTF-1 Pipe Rack Steel Structure Beta Plant - Elevations IV	STRUCTURAL - 1	vendor	1/25/2013	Approval	W
6007-PLN-AGE-58-54-7428	HTF-1 Pipe Rack Steel Structure Beta Plant - Connection details	STRUCTURAL - 1	vendor	1/25/2013	Approval	W
6007-PLN-AGE-58-54-7429	HTF-1 Pipe Rack Steel Structure Beta Plant - Connection details	STRUCTURAL - 1	vendor	1/25/2013	Approval	W
6007-PLN-AGE-58-54-7430	HTF-1 Pipe Rack Steel Structure Beta Plant - Connection details	STRUCTURAL - 1	vendor	1/25/2013	Approval	W
6007-PLN-AGE-58-54-7431	HTF-1 Pipe Rack Steel Structure Beta Plant - Connection details	STRUCTURAL - 1	vendor	1/25/2013	Approval	W
6007-PLN-AGE-58-54-7400	HTF-1 Pipe Rack Steel Structure Beta Plant - Cover Sheet	STRUCTURAL - 1	vendor	1/25/2013	Approval	W
6007-PLN-AGE-58-54-7401	HTF-1 Pipe Rack Steel Structure Beta Plant - General Notes	STRUCTURAL - 1	vendor	1/25/2013	Approval	W
6007-PLN-AGE-58-54-7402	HTF-1 Pipe Rack Steel Structure Beta Plant - Plan View I	STRUCTURAL - 1	vendor	1/25/2013	Approval	W
6007-PLN-AGE-58-54-7403	HTF-1 Pipe Rack Steel Structure Beta Plant - Plan View II	STRUCTURAL - 1	vendor	1/25/2013	Approval	W
6007-PLN-AGE-58-54-7404	HTF-1 Pipe Rack Steel Structure Beta Plant - Elevations I	STRUCTURAL - 1	vendor	1/25/2013	Approval	W
6007-PLN-AGE-58-54-7405	HTF-1 Pipe Rack Steel Structure Beta Plant - Elevations II	STRUCTURAL - 1	vendor	1/25/2013	Approval	W
6007-PLN-AGE-58-54-7406	HTF-1 Pipe Rack Steel Structure Beta Plant - Elevations III	STRUCTURAL - 1	vendor	1/25/2013	Approval	W
6007-PLN-AGE-58-54-7407	HTF-1 Pipe Rack Steel Structure Beta Plant - Elevations IV	STRUCTURAL - 1	vendor	1/25/2013	Approval	W
6007-PLN-AGE-58-54-7408	HTF-1 Pipe Rack Steel Structure Beta Plant - Details I	STRUCTURAL - 1	vendor	1/25/2013	Approval	W
6007-PLN-AGE-58-54-7409	HTF-1 Pipe Rack Steel Structure Beta Plant - Details II	STRUCTURAL - 1	vendor	1/25/2013	Approval	W
6007-PLN-AGE-58-54-7410	HTF-1 Pipe Rack Steel Structure Beta Plant - Details III	STRUCTURAL - 1	vendor	1/25/2013	Approval	W
6007-PLN-AGE-58-54-7411	HTF-1 Pipe Rack Steel Structure Beta Plant - Details IV	STRUCTURAL - 1	vendor	1/25/2013	Approval	W
6007-CAL-AGE-58-54-3450	Calculation Report for Rack 2 Alpha Plant	STRUCTURAL - 1	vendor	1/29/2013	Approval	W
6007-CAL-AGE-58-54-7450	Calculation Report for Rack 2 Beta Plant	STRUCTURAL - 1	vendor	1/29/2013	Approval	W
6007-PLN-AGE-58-54-3450	HTF-2 Pipe Rack Steel Structure Alpha Plant - Cover Sheet	STRUCTURAL - 1	vendor	1/29/2013	Approval	W
6007-PLN-AGE-58-54-3451	HTF-2 Pipe Rack Steel Structure Alpha Plant - General notes	STRUCTURAL - 1	vendor	1/29/2013	Approval	W
6007-PLN-AGE-58-54-3452	HTF-2 Pipe Rack Steel Structure Alpha Plant - Plan View I	STRUCTURAL - 1	vendor	1/29/2013	Approval	W
6007-PLN-AGE-58-54-3453	HTF-2 Pipe Rack Steel Structure Alpha Plant - Plan View II	STRUCTURAL - 1	vendor	1/29/2013	Approval	W
6007-PLN-AGE-58-54-3454	HTF-2 Pipe Rack Steel Structure Alpha Plant - Plan View III	STRUCTURAL - 1	vendor	1/29/2013	Approval	W
6007-PLN-AGE-58-54-3455	HTF-2 Pipe Rack Steel Structure Alpha Plant - Plan View IV	STRUCTURAL - 1	vendor	1/29/2013	Approval	W
6007-PLN-AGE-58-54-3456	HTF-2 Pipe Rack Steel Structure Alpha Plant - Elevations I	STRUCTURAL - 1	vendor	1/29/2013	Approval	W
6007-PLN-AGE-58-54-3457	HTF-2 Pipe Rack Steel Structure Alpha Plant - Elevations II	STRUCTURAL - 1	vendor	1/29/2013	Approval	W
6007-PLN-AGE-58-54-3458	HTF-2 Pipe Rack Steel Structure Alpha Plant - Elevations III	STRUCTURAL - 1	vendor	1/29/2013	Approval	W
6007-PLN-AGE-58-54-3459	HTF-2 Pipe Rack Steel Structure Alpha Plant - Elevations IV	STRUCTURAL - 1	vendor	1/29/2013	Approval	W
6007-PLN-AGE-58-54-3460	HTF-2 Pipe Rack Steel Structure Alpha Plant - Details I	STRUCTURAL - 1	vendor	1/29/2013	Approval	W
6007-PLN-AGE-58-54-3461	HTF-2 Pipe Rack Steel Structure Alpha Plant - Details II	STRUCTURAL - 1	vendor	1/29/2013	Approval	W
6007-PLN-AGE-58-54-3462	HTF-2 Pipe Rack Steel Structure Alpha Plant - Details III	STRUCTURAL - 1	vendor	1/29/2013	Approval	W
6007-PLN-AGE-58-54-3463	HTF-2 Pipe Rack Steel Structure Alpha Plant - Details IV	STRUCTURAL - 1	vendor	1/29/2013	Approval	W
6007-PLN-AGE-58-54-3464	HTF-2 Pipe Rack Steel Structure Alpha Plant - Details V	STRUCTURAL - 1	vendor	1/29/2013	Approval	W
6007-PLN-AGE-58-54-7450	HTF-2 Pipe Rack Steel Structure Beta Plant - Cover Sheet	STRUCTURAL - 1	vendor	1/29/2013	Approval	W
6007-PLN-AGE-58-54-7451	HTF-2 Pipe Rack Steel Structure Beta Plant - General notes	STRUCTURAL - 1	vendor	1/29/2013	Approval	W
6007-PLN-AGE-58-54-7452	HTF-2 Pipe Rack Steel Structure Beta Plant - Plan View I	STRUCTURAL - 1	vendor	1/29/2013	Approval	W
6007-PLN-AGE-58-54-7453	HTF-2 Pipe Rack Steel Structure Beta Plant - Plan View II	STRUCTURAL - 1	vendor	1/29/2013	Approval	W
6007-PLN-AGE-58-54-7454	HTF-2 Pipe Rack Steel Structure Beta Plant - Plan View III	STRUCTURAL - 1	vendor	1/29/2013	Approval	W
6007-PLN-AGE-58-54-7455	HTF-2 Pipe Rack Steel Structure Beta Plant - Plan View IV	STRUCTURAL - 1	vendor	1/29/2013	Approval	W
6007-PLN-AGE-58-54-7456	HTF-2 Pipe Rack Steel Structure Beta Plant - Elevations I	STRUCTURAL - 1	vendor	1/29/2013	Approval	W
6007-PLN-AGE-58-54-7457	HTF-2 Pipe Rack Steel Structure Beta Plant - Elevations II	STRUCTURAL - 1	vendor	1/29/2013	Approval	W
6007-PLN-AGE-58-54-7458	HTF-2 Pipe Rack Steel Structure Beta Plant - Elevations III	STRUCTURAL - 1	vendor	1/29/2013	Approval	W
6007-PLN-AGE-58-54-7459	HTF-2 Pipe Rack Steel Structure Beta Plant - Elevations IV	STRUCTURAL - 1	vendor	1/29/2013	Approval	W
6007-PLN-AGE-58-54-7460	HTF-2 Pipe Rack Steel Structure Beta Plant - Details I	STRUCTURAL - 1	vendor	1/29/2013	Approval	W
6007-PLN-AGE-58-54-7461	HTF-2 Pipe Rack Steel Structure Beta Plant - Details II	STRUCTURAL - 1	vendor	1/29/2013	Approval	W
6007-PLN-AGE-58-54-7462	HTF-2 Pipe Rack Steel Structure Beta Plant - Details III	STRUCTURAL - 1	vendor	1/29/2013	Approval	W
6007-PLN-AGE-58-54-7463	HTF-2 Pipe Rack Steel Structure Beta Plant - Details IV	STRUCTURAL - 1	vendor	1/29/2013	Approval	W
6007-PLN-AGE-58-54-7464	HTF-2 Pipe Rack Steel Structure Beta Plant - Details VII	STRUCTURAL - 1	vendor	1/29/2013	Approval	W
6007-CAL-AGE-58-54-3451	Calculation Report for Rack 2 Alpha Plant	STRUCTURAL - 1	vendor	1/30/2013	Approval	W
6007-CAL-AGE-58-54-7451	Calculation Report for Rack 2 Beta Plant	STRUCTURAL - 1	vendor	1/30/2013	Approval	W
6007-PLN-AGE-58-54-3472	HTF-2 Pipe Rack Steel Structure Alpha Plant - Plan View I	STRUCTURAL - 1	vendor	1/30/2013	Approval	W
6007-PLN-AGE-58-54-3473	HTF-2 Pipe Rack Steel Structure Alpha Plant - Plan View II	STRUCTURAL - 1	vendor	1/30/2013	Approval	W
6007-PLN-AGE-58-54-3474	HTF-2 Pipe Rack Steel Structure Alpha Plant - Plan View III	STRUCTURAL - 1	vendor	1/30/2013	Approval	W
6007-PLN-AGE-58-54-3475	HTF-2 Pipe Rack Steel Structure Alpha Plant - Plan View IV	STRUCTURAL - 1	vendor	1/30/2013	Approval	W
6007-PLN-AGE-58-54-3476	HTF-2 Pipe Rack Steel Structure Alpha Plant - Elevations I	STRUCTURAL - 1	vendor	1/30/2013	Approval	W
6007-PLN-AGE-58-54-3477	HTF-2 Pipe Rack Steel Structure Alpha Plant - Elevations II	STRUCTURAL - 1	vendor	1/30/2013	Approval	W
6007-PLN-AGE-58-54-3478	HTF-2 Pipe Rack Steel Structure Alpha Plant - Elevations III	STRUCTURAL - 1	vendor	1/30/2013	Approval	W
6007-PLN-AGE-58-54-3479	HTF-2 Pipe Rack Steel Structure Alpha Plant - Elevations IV	STRUCTURAL - 1	vendor	1/30/2013	Approval	W
6007-PLN-AGE-58-54-3480	HTF-2 Pipe Rack Steel Structure Alpha Plant - Connections Details	STRUCTURAL - 1	vendor	1/30/2013	Approval	W

ABENER TEYMA
MOJAVE

Compliance No.:	GEN-2					
Job :	Mojave Solar Project					
Date: 2/17/11	Description: Structural Master Drawing List					
Sheet No.	Description	Applicable Condition of Certification	Vendor Supplied or EOR	Submittal Date	Reason for Submittal	Revision
6007-PLN-AGE-58-54-3481	HTF-2 Pipe Rack Steel Structure Alpha Plant - Connections Details	STRUCTURAL - 1	vendor	1/30/2013	Approval	W
6007-PLN-AGE-58-54-3482	HTF-2 Pipe Rack Steel Structure Alpha Plant - Connections Details	STRUCTURAL - 1	vendor	1/30/2013	Approval	W
6007-PLN-AGE-58-54-3483	HTF-2 Pipe Rack Steel Structure Alpha Plant - Connections Details	STRUCTURAL - 1	vendor	1/30/2013	Approval	W
6007-PLN-AGE-58-54-7472	HTF-2 Pipe Rack Steel Structure Beta Plant - Plan View I	STRUCTURAL - 1	vendor	1/30/2013	Approval	W
6007-PLN-AGE-58-54-7473	HTF-2 Pipe Rack Steel Structure Beta Plant - Plan View II	STRUCTURAL - 1	vendor	1/30/2013	Approval	W
6007-PLN-AGE-58-54-7474	HTF-2 Pipe Rack Steel Structure Beta Plant - Plan View III	STRUCTURAL - 1	vendor	1/30/2013	Approval	W
6007-PLN-AGE-58-54-7475	HTF-2 Pipe Rack Steel Structure Beta Plant - Plan View IV	STRUCTURAL - 1	vendor	1/30/2013	Approval	W
6007-PLN-AGE-58-54-7476	HTF-2 Pipe Rack Steel Structure Beta Plant - Elevations I	STRUCTURAL - 1	vendor	1/30/2013	Approval	W
6007-PLN-AGE-58-54-7477	HTF-2 Pipe Rack Steel Structure Beta Plant - Elevations II	STRUCTURAL - 1	vendor	1/30/2013	Approval	W
6007-PLN-AGE-58-54-7478	HTF-2 Pipe Rack Steel Structure Beta Plant - Elevations III	STRUCTURAL - 1	vendor	1/30/2013	Approval	W
6007-PLN-AGE-58-54-7479	HTF-2 Pipe Rack Steel Structure Beta Plant - Elevations IV	STRUCTURAL - 1	vendor	1/30/2013	Approval	W
6007-PLN-AGE-58-54-7480	HTF-2 Pipe Rack Steel Structure Beta Plant - Connections Details	STRUCTURAL - 1	vendor	1/30/2013	Approval	W
6007-PLN-AGE-58-54-7481	HTF-2 Pipe Rack Steel Structure Beta Plant - Connections Details	STRUCTURAL - 1	vendor	1/30/2013	Approval	W
6007-PLN-AGE-58-54-7482	HTF-2 Pipe Rack Steel Structure Beta Plant - Connections Details	STRUCTURAL - 1	vendor	1/30/2013	Approval	W
6007-PLN-AGE-58-54-7483	HTF-2 Pipe Rack Steel Structure Beta Plant - Connections Details	STRUCTURAL - 1	vendor	1/30/2013	Approval	W
ELEC-1-5.03 AMMC	Mojave Solar Construction Plan	STRUCTURAL - 1	vendor	1/31/2013	Approval	W
6007-CAL-CTS-58-52-1000	HTF Flash and Expansion Vessel Foundation and Anchor Bolt Design	STRUCTURAL - 1	vendor	2/1/2013	Approval	W
6007-PLN-CTS-58-52-1000	HTF Flash and Expansion Vessel General Structural Notes / Structural Details	STRUCTURAL - 1	vendor	2/1/2013	Approval	W
6007-PLN-CTS-58-52-1001	Foundation Plan	STRUCTURAL - 1	vendor	2/1/2013	Approval	W
6007-CAL-ATD-23-52-C070	Mojave Alpha & Beta Substations Other Foundations Calculations	STRUCTURAL - 1	vendor	2/1/2013	Approval	W
6007-PLN-ATD-23-33-E045	Steel details 230 kV Ground Grate - GG1	STRUCTURAL - 1	vendor	2/1/2013	Approval	W
6007-PLN-ATD-23-55-C011	Mojave Alpha & Beta Substations Steel Details 230 kV Single Phase Low Bus Support	STRUCTURAL - 1	vendor	2/1/2013	Approval	W
6007-PLN-ATD-23-55-C012	Mojave Alpha & Beta Substations Steel Details 230 kV Three Phase 230 kV Deadend - S7	STRUCTURAL - 1	vendor	2/1/2013	Approval	W
6007-PLN-ATD-23-55-C013	Mojave Alpha & Beta Substations Steel Details Static Mast (S1)	STRUCTURAL - 1	vendor	2/1/2013	Approval	W
6007-PLN-ATD-23-55-C014	Mojave Alpha & Beta Substations Steel Details 230 kV Single Phase S3 Stand - S3	STRUCTURAL - 1	vendor	2/1/2013	Approval	W
6007-PLN-ATD-23-55-C015	Mojave Alpha & Beta Substations Steel Details 230 kV Switch Stand S4 - Sheet 1	STRUCTURAL - 1	vendor	2/1/2013	Approval	W
6007-PLN-ATD-23-55-C016	Mojave Alpha & Beta Substations Steel Details 230 kV Switch Stand S4 - Sheet 2	STRUCTURAL - 1	vendor	2/1/2013	Approval	W
6007-PLN-ATD-23-55-C018	Mojave Alpha & Beta Substations Steel Details 230 kV Single Phase CT Stand - S6	STRUCTURAL - 1	vendor	2/1/2013	Approval	W
6007-PLN-ATD-23-55-C019	Mojave Alpha & Beta Substations Steel Details Control Building Stair Details & Footing - ST1	STRUCTURAL - 1	vendor	2/1/2013	Approval	W
6007-PLN-ATD-23-57-C063	Mojave Alpha & Beta Substations Foundation Detail - APT Transformer (F2)	STRUCTURAL - 1	vendor	2/1/2013	Approval	W
6007-PLN-ATD-23-57-C064	Mojave Alpha & Beta Substations Foundation Detail - Relay House & Minor Equipment (P2, P3, P4, P6 & P7)	STRUCTURAL - 1	vendor	2/1/2013	Approval	W
6007-PLN-ATD-23-57-C065	Mojave Alpha & Beta Substations Foundation Detail - Shield Spike & Terminal Structure (P1 & P5)	STRUCTURAL - 1	vendor	2/1/2013	Approval	W
6007-PLN-ATD-23-57-C071	Mojave Alpha & Beta Substations Foundation Layout Drawings	STRUCTURAL - 1	vendor	2/1/2013	Approval	W
6007-PLN-ATD-23-57-C072	Mojave Alpha & Beta Substations Foundation Detail - Circuit Breaker (F4)	STRUCTURAL - 1	vendor	2/1/2013	Approval	W
6007-PLN-ATD-23-57-C073	Mojave Alpha & Beta Substations Foundation Detail - Firewall APT1 (F6)	STRUCTURAL - 1	vendor	2/1/2013	Approval	W
6007-PLN-ATD-23-57-C074	Mojave Alpha & Beta Substations Foundation Detail - Firewall MPT1 (F3)	STRUCTURAL - 1	vendor	2/1/2013	Approval	W
6007-CAL-AGE-58-53-2400	Calculation report for North Underground crossing	STRUCTURAL - 1	vendor	2/4/2013	Approval	W
6007-CAL-AGE-58-53-2450	Calculation report for South Underground crossing	STRUCTURAL - 1	vendor	2/4/2013	Approval	W
6007-PLN-AGE-58-53-2400	Alpha plant HTF North underground crossing - Cover sheet	STRUCTURAL - 1	vendor	2/4/2013	Approval	W
6007-PLN-AGE-58-53-2401	Alpha plant HTF North underground crossing - General notes	STRUCTURAL - 1	vendor	2/4/2013	Approval	W
6007-PLN-AGE-58-53-2402	Alpha plant HTF North underground crossing - Geometrical definition	STRUCTURAL - 1	vendor	2/4/2013	Approval	W
6007-PLN-AGE-58-53-2403	Alpha plant HTF North underground crossing - Reinforcement definition	STRUCTURAL - 1	vendor	2/4/2013	Approval	W
6007-PLN-AGE-58-53-2404	Alpha plant HTF North underground crossing - Walls reinforcement definition	STRUCTURAL - 1	vendor	2/4/2013	Approval	W
6007-PLN-AGE-58-53-2405	Alpha plant HTF North underground crossing - Mat foundation reinforcement	STRUCTURAL - 1	vendor	2/4/2013	Approval	W
6007-PLN-AGE-58-53-2406	Alpha plant HTF North underground crossing - Slabs definition I	STRUCTURAL - 1	vendor	2/4/2013	Approval	W
6007-PLN-AGE-58-53-2407	Alpha plant HTF North underground crossing - Slabs definition II	STRUCTURAL - 1	vendor	2/4/2013	Approval	W
6007-PLN-AGE-58-53-2408	Alpha plant HTF North underground crossing - Plan, sections and details of sleeper	STRUCTURAL - 1	vendor	2/4/2013	Approval	W
6007-PLN-AGE-58-53-2409	Alpha plant HTF North underground crossing - Gatehouse foundations	STRUCTURAL - 1	vendor	2/4/2013	Approval	W
6007-PLN-AGE-58-53-2410	Alpha plant HTF North underground crossing - Details	STRUCTURAL - 1	vendor	2/4/2013	Approval	W
6007-PLN-AGE-58-53-2450	Alpha plant HTF South underground crossing - Cover sheet	STRUCTURAL - 1	vendor	2/4/2013	Approval	W
6007-PLN-AGE-58-53-2451	Alpha plant HTF South underground crossing - General notes	STRUCTURAL - 1	vendor	2/4/2013	Approval	W
6007-PLN-AGE-58-53-2452	Alpha plant HTF South underground crossing - Geometrical definition	STRUCTURAL - 1	vendor	2/4/2013	Approval	W
6007-PLN-AGE-58-53-2453	Alpha plant HTF South underground crossing - Reinforcement definition	STRUCTURAL - 1	vendor	2/4/2013	Approval	W
6007-PLN-AGE-58-53-2454	Alpha plant HTF South underground crossing - Walls reinforcement definition	STRUCTURAL - 1	vendor	2/4/2013	Approval	W
6007-PLN-AGE-58-53-2455	Alpha plant HTF South underground crossing - Mat foundation reinforcement	STRUCTURAL - 1	vendor	2/4/2013	Approval	W
6007-PLN-AGE-58-53-2456	Alpha plant HTF South underground crossing - Slabs definition I	STRUCTURAL - 1	vendor	2/4/2013	Approval	W
6007-PLN-AGE-58-53-2457	Alpha plant HTF South underground crossing - Slabs definition II	STRUCTURAL - 1	vendor	2/4/2013	Approval	W
6007-PLN-AGE-58-53-2458	Alpha plant HTF South underground crossing - Plan, sections and details of sleeper	STRUCTURAL - 1	vendor	2/4/2013	Approval	W
6007-PLN-AGE-58-53-2459	Alpha plant HTF South underground crossing - Gatehouse foundations	STRUCTURAL - 1	vendor	2/4/2013	Approval	W
6007-PLN-AGE-58-53-2460	Alpha plant HTF South underground crossing - Details	STRUCTURAL - 1	vendor	2/4/2013	Approval	W
6007-CAL-58-52-3400	Alpha plant - Calculation report for Rack 1 foundation	STRUCTURAL - 1	vendor	2/4/2013	Approval	W
6007-PLN-58-52-3400	Alpha plant HTF-1 Pipe Rack foundation - Cover sheet	STRUCTURAL - 1	vendor	2/4/2013	Approval	W
6007-PLN-58-52-3401	Alpha plant HTF-1 Pipe Rack foundation - General notes	STRUCTURAL - 1	vendor	2/4/2013	Approval	W
6007-PLN-58-52-3402	Alpha plant HTF-1 Pipe Rack foundation - Support foundations plan	STRUCTURAL - 1	vendor	2/4/2013	Approval	W
6007-PLN-58-52-3403	Alpha plant HTF-1 Pipe Rack foundation - Data table	STRUCTURAL - 1	vendor	2/4/2013	Approval	W
6007-PLN-58-52-3404	Alpha plant HTF-1 Pipe Rack foundation - Sections and details I	STRUCTURAL - 1	vendor	2/4/2013	Approval	W
6007-PLN-58-52-3405	Alpha plant HTF-1 Pipe Rack foundation - Sections and details II	STRUCTURAL - 1	vendor	2/4/2013	Approval	W
6007-PLN-58-52-3406	Alpha plant HTF-1 Pipe Rack foundation - Sections and details III	STRUCTURAL - 1	vendor	2/4/2013	Approval	W
6007-PLN-58-52-3407	Alpha plant HTF-1 Pipe Rack foundation - Sections and details IV	STRUCTURAL - 1	vendor	2/4/2013	Approval	W
6007-CAL-AGE-58-54-3401	Alpha Plant Calculation Report for Rack 1 Connection Design	STRUCTURAL - 1	vendor	2/5/2013	Approval	W
6007-CAL-AGE-58-54-7401	Beta Plant Calculation Report for Rack 1 Connection Design	STRUCTURAL - 1	vendor	2/5/2013	Approval	W
6007-PLN-AGE-58-54-3401	Alpha Plant HTF-1 Pipe Rack Steel Structure - General notes	STRUCTURAL - 1	vendor	2/5/2013	Approval	W
6007-PLN-AGE-58-54-7401	Beta Plant HTF-1 Pipe Rack Steel Structure - General notes	STRUCTURAL - 1	vendor	2/5/2013	Approval	W
6007-PLN-AGE-57-52-2200	Alpha Plant NE solar field. HTF Pipe Support Foundations - General Notes	STRUCTURAL - 1	vendor	1/21/2013	Approval	W
6007-PLN-AGE-57-52-2201	Alpha Plant NE solar field. HTF Pipe Support Foundations - Cover Sheet	STRUCTURAL - 1	vendor	1/21/2013	Approval	W
6007-PLN-AGE-57-52-2202	Alpha Plant NE solar field. HTF Pipe Support Foundations - Foundations plan	STRUCTURAL - 1	vendor	1/21/2013	Approval	W
6007-PLN-AGE-57-52-2203	Alpha Plant NE solar field. HTF Pipe Support Foundations - Coordinates I	STRUCTURAL - 1	vendor	1/21/2013	Approval	W
6007-PLN-AGE-57-52-2204	Alpha Plant NE solar field. HTF Pipe Support Foundations - Coordinates II	STRUCTURAL - 1	vendor	1/21/2013	Approval	W
6007-PLN-AGE-57-52-2205	Alpha Plant NE solar field. HTF Pipe Support Foundations - Coordinates III	STRUCTURAL - 1	vendor	1/21/2013	Approval	W
6007-PLN-AGE-57-52-2206	Alpha Plant NE solar field. HTF Pipe Support Foundations - Coordinates IV	STRUCTURAL - 1	vendor	1/21/2013	Approval	W
6007-PLN-AGE-57-52-2207	Alpha Plant NE solar field. HTF Pipe Support Foundations - Section and details I	STRUCTURAL - 1	vendor	1/21/2013	Approval	W
6007-PLN-AGE-57-52-2208	Alpha Plant NE solar field. HTF Pipe Support Foundations - Section and details II	STRUCTURAL - 1	vendor	1/21/2013	Approval	W

ABENER TEYMA MOJAVE

Compliance No.:	GEN-2					
Job :	Mojave Solar Project					
Date: 2/17/11	Description: Structural Master Drawing List					
Sheet No.	Description	Applicable Condition of Certification	Vendor Supplied or EOR	Submittal Date	Reason for Submittal	Revision
6007-PLN-AGE-57-52-2240	Alpha Plant NW solar field. HTF Pipe Support Foundations - General Notes	STRUCTURAL - 1	vendor	1/21/2013	Approval	W
6007-PLN-AGE-57-52-2241	Alpha Plant NW solar field. HTF Pipe Support Foundations - Cover Sheet	STRUCTURAL - 1	vendor	1/21/2013	Approval	W
6007-PLN-AGE-57-52-2244	Alpha Plant NW solar field. HTF Pipe Support Foundations - Foundations plan III	STRUCTURAL - 1	vendor	1/21/2013	Approval	W
6007-PLN-AGE-57-52-2254	Alpha Plant NW solar field. HTF Pipe Support Foundations - Coordinates X	STRUCTURAL - 1	vendor	1/21/2013	Approval	W
6007-PLN-AGE-57-52-2255	Alpha Plant NW solar field. HTF Pipe Support Foundations - Section and details I	STRUCTURAL - 1	vendor	1/21/2013	Approval	W
6007-PLN-AGE-57-52-2256	Alpha Plant NW solar field. HTF Pipe Support Foundations - Section and details II	STRUCTURAL - 1	vendor	1/21/2013	Approval	W
6007-PLN-AGE-57-52-6201	Beta Plant S solar field. HTF Pipe Support Foundations - General Notes	STRUCTURAL - 1	vendor	1/21/2013	Approval	W
6007-PLN-AGE-57-52-6202	Beta Plant S solar field. HTF Pipe Support Foundations - Foundations Plan I	STRUCTURAL - 1	vendor	1/21/2013	Approval	W
6007-PLN-AGE-57-52-6207	Beta Plant S solar field. HTF Pipe Support Foundations - Coordinates IV	STRUCTURAL - 1	vendor	1/21/2013	Approval	W
6007-PLN-AGE-57-52-6261	Beta Plant N solar field. HTF Pipe Support Foundations - General Notes	STRUCTURAL - 1	vendor	1/21/2013	Approval	W
6007-PLN-AGE-57-52-6262	Beta Plant N solar field. HTF Pipe Support Foundations - Foundations Plan I	STRUCTURAL - 1	vendor	1/21/2013	Approval	W
6007-PLN-AGE-57-52-6267	Beta Plant N solar field. HTF Pipe Support Foundations - Coordinates IV	STRUCTURAL - 1	vendor	1/21/2013	Approval	W
6007-PLN-AGE-57-52-6273	Beta Plant N solar field. HTF Pipe Support Foundations - Section and details I	STRUCTURAL - 1	vendor	1/21/2013	Approval	W
6007-PLN-AGE-57-52-6274	Beta Plant N solar field. HTF Pipe Support Foundations - Section and details II	STRUCTURAL - 1	vendor	1/21/2013	Approval	W
6007-CAL-CTS-58-52-1000	HTF Flash and Expansion Vessel Foundation and Anchor Bolt Design	STRUCTURAL - 1	vendor	2/11/2013	Approval	W
6007-CAL-CTS-58-52-1001	HTF Vessel Foundation Design	STRUCTURAL - 1	vendor	2/11/2013	Approval	W
6007-PLN-CTS-58-52-1000	HTF Flash and Expansion Vessel General Structural Notes / Structural Details	STRUCTURAL - 1	vendor	2/11/2013	Approval	W
6007-PLN-CTS-58-52-1001	Foundation Plan	STRUCTURAL - 1	vendor	2/11/2013	Approval	W
6007-CAL-AGE-58-52-7400	Calculation report for Rack 1 foundations Beat Plant	STRUCTURAL - 1	vendor	2/14/2013	Approval	W
6007-PLN-AGE-58-52-7400	Mojave Generating Station. Beta plant HTF-1 piperack foundation Cover sheet	STRUCTURAL - 1	vendor	2/14/2013	Approval	W
6007-PLN-AGE-58-52-7401	Mojave Generating Station. Beta plant HTF-1 piperack foundation General notes	STRUCTURAL - 1	vendor	2/14/2013	Approval	W
6007-PLN-AGE-58-52-7402	Mojave Generating Station. Beta plant HTF-1 piperack foundation Support foundations plan	STRUCTURAL - 1	vendor	2/14/2013	Approval	W
6007-PLN-AGE-58-52-7403	Mojave Generating Station. Beta plant HTF-1 piperack foundation Data table	STRUCTURAL - 1	vendor	2/14/2013	Approval	W
6007-PLN-AGE-58-52-7404	Mojave Generating Station. Beta plant HTF-1 piperack foundation Sections and details I	STRUCTURAL - 1	vendor	2/14/2013	Approval	W
6007-PLN-AGE-58-52-7405	Mojave Generating Station. Beta plant HTF-1 piperack foundation Sections and details II	STRUCTURAL - 1	vendor	2/14/2013	Approval	W
6007-PLN-AGE-58-52-7406	Mojave Generating Station. Beta plant HTF-1 piperack foundation Sections and details III	STRUCTURAL - 1	vendor	2/14/2013	Approval	W
6007-PLN-AGE-25-54-8500	STG Auxiliar Equipment Structure Connections Cover Sheet	STRUCTURAL - 1	vendor	2/15/2013	Approval	W
6007-PLN-AGE-25-54-8501	STG Auxiliar Equipment Structure Connections General Notes	STRUCTURAL - 1	vendor	2/15/2013	Approval	W
6007-PLN-AGE-25-54-8502	STG Auxiliar Equipment Structure Connections Elevations I	STRUCTURAL - 1	vendor	2/15/2013	Approval	W
6007-PLN-AGE-25-54-8503	STG Auxiliar Equipment Structure Connections Elevations II	STRUCTURAL - 1	vendor	2/15/2013	Approval	W
6007-PLN-AGE-25-54-8504	STG Auxiliar Equipment Structure Connections Elevations III	STRUCTURAL - 1	vendor	2/15/2013	Approval	W
6007-PLN-AGE-25-54-8505	STG Auxiliar Equipment Structure Connections BCP&BT Connections	STRUCTURAL - 1	vendor	2/15/2013	Approval	W
6007-PLN-AGE-25-54-8506	STG Auxiliar Equipment Structure Connections CH&CR Connections	STRUCTURAL - 1	vendor	2/15/2013	Approval	W
6007-PLN-AGE-25-54-8507	STG Auxiliar Equipment Structure Connections BCP Connections	STRUCTURAL - 1	vendor	2/15/2013	Approval	W
6007-PLN-AGE-25-54-8508	STG Auxiliar Equipment Structure Connections Plan @EL 2081.93' & @EL 2086.50'	STRUCTURAL - 1	vendor	2/15/2013	Approval	W
6007-PLN-AGE-25-54-8509	STG Auxiliar Equipment Structure Connections Plan @EL 2094.50' & @EL2099'	STRUCTURAL - 1	vendor	2/15/2013	Approval	W
6007-PLN-AGE-25-54-8510	STG Auxiliar Equipment StructureConnections Plan @EL 2106.25'	STRUCTURAL - 1	vendor	2/15/2013	Approval	W
6007-PLN-AGE-25-54-8511	STG Auxiliar Equipment Structure Connections Plan @EL 2122'	STRUCTURAL - 1	vendor	2/15/2013	Approval	W
6007-PLN-AGE-25-54-8512	STG Auxiliar Equipment Structure Connections Plan @EL 2131.84' & 2158.17	STRUCTURAL - 1	vendor	2/15/2013	Approval	W
6007-PLN-AGE-25-54-8513	STG Auxiliar Equipment Structure Connections GP Connection	STRUCTURAL - 1	vendor	2/15/2013	Approval	W
6007-PLN-AGE-25-54-8514	STG Auxiliar Equipment Structure Connections GF& GE Connections	STRUCTURAL - 1	vendor	2/15/2013	Approval	W
6007-PLN-AGE-25-54-8515	STG Auxiliar Equipment Structure Connections BCF Connections	STRUCTURAL - 1	vendor	2/15/2013	Approval	W
6007-PLN-AGE-25-54-8516	STG Auxiliar Equipment Structure Connections Column Splices I	STRUCTURAL - 1	vendor	2/15/2013	Approval	W
6007-PLN-AGE-25-54-8517	STG Auxiliar Equipment Structure Connections Column Splices II	STRUCTURAL - 1	vendor	2/15/2013	Approval	W
6007-PLN-AGE-25-54-8518	STG Auxiliar Equipment Structure Connections Column Splices III	STRUCTURAL - 1	vendor	2/15/2013	Approval	W
6007-CAL-AGE-25-51-8004	Calculation report	STRUCTURAL - 1	vendor	2/15/2013	Approval	W
6007-PLN-AGE-00-50-C001	Anchor Rod Assemblies and Details	STRUCTURAL - 1	vendor	2/15/2013	Approval	W
6007-PLN-AGE-00-50-S001	General Civil and Structural Notes	STRUCTURAL - 1	vendor	2/15/2013	Approval	W
6007-PLN-AGE-00-50-S002	Typical Ladder, Safety Cage, and Safety Gate Details	STRUCTURAL - 1	vendor	2/15/2013	Approval	W
6007-PLN-AGE-00-50-S003	Typical Pipe Handrail, Stairway, and Grating Details	STRUCTURAL - 1	vendor	2/15/2013	Approval	W
6007-PLN-AGE-00-50-S004	Standard Base Plate Details and Standard Shear Key Details	STRUCTURAL - 1	vendor	2/15/2013	Approval	W
6007-CAL-A GE-25-51-4000	Calculation Report for ST G Auxiliary equip. struc. Alpha	STRUCTURAL - 1	vendor	2/15/2013	Approval	W
6007-CAL-A GE-25-51-8000	Calculation Report for ST G Auxiliary equip. struc. Beta	STRUCTURAL - 1	vendor	2/15/2013	Approval	W
6007-PLN-A GE-25-54-4000	STG Auxiluary Equipment Struc. Alpha Coveer Sheet	STRUCTURAL - 1	vendor	2/15/2013	Approval	W
6007-PLN-A GE-25-54-4020	STG Auxiluary Equipment Struc. Alpha General Notes	STRUCTURAL - 1	vendor	2/15/2013	Approval	W
6007-PLN-A GE-25-54-4040	ST G Auxiliary equip. struc. Alpha Plan@EL2072'- 51/8" &@EL2077'	STRUCTURAL - 1	vendor	2/15/2013	Approval	W
6007-PLN-A GE-25-54-4041	ST G Auxiliary equip. struc. Alpha Plan@EL2086'- 6&@EL2091'	STRUCTURAL - 1	vendor	2/15/2013	Approval	W
6007-PLN-A GE-25-54-4042	STG Auiliary Equipment Struc Alpha plan @EL2098'-3"	STRUCTURAL - 1	vendor	2/15/2013	Approval	W
6007-PLN-A GE-25-54-4043	ST G Auxiliary equip. struc. Alpha Plan @EL 2114'	STRUCTURAL - 1	vendor	2/15/2013	Approval	W
6007-PLN-A GE-25-54-4044	STG Auxiliary equip. struc. Alpha Plan@EL 2123'-10 3/32 & 2150'2 3/32	STRUCTURAL - 1	vendor	2/15/2013	Approval	W
6007-PLN-A GE-25-54-4045	ST G Auxiliary equip. struc. Alpha Plan Elevation SH. 1	STRUCTURAL - 1	vendor	2/15/2013	Approval	W
6007-PLN-A GE-25-54-4046	ST G Auxiliary equip. struc. Alpha Plan Elevation SH. 2	STRUCTURAL - 1	vendor	2/15/2013	Approval	W
6007-PLN-A GE-25-54-4047	ST G Auxiliary equip. struc. Alpha Plan Elevation SH. 3	STRUCTURAL - 1	vendor	2/15/2013	Approval	W
6007-PLN-A GE-25-54-4048	ST G Auxiliary equip. struc. Alpha Column Schedule & M isc Details	STRUCTURAL - 1	vendor	2/15/2013	Approval	W
6007-PLN-A GE-25-54-4049	ST G Auxiliary equip. struc. Alpha Plan Anchor Plan Details	STRUCTURAL - 1	vendor	2/15/2013	Approval	W
6007-PLN-A GE-25-54-4050	ST G Auxiliary equip. struc. Alpha Stair Schematics	STRUCTURAL - 1	vendor	2/15/2013	Approval	W
6007-PLN-A GE-25-54-4051	ST G Auxiliary equip. struc. Alpha Column Schedule	STRUCTURAL - 1	vendor	2/15/2013	Approval	W
6007-PLN-A GE-25-54-8000	ST G Auxiliary equip. struc. Beta	STRUCTURAL - 1	vendor	2/15/2013	Approval	W
6007-PLN-A GE-25-54-8020	ST G Auxiliary equip. struc. Beta General Notes	STRUCTURAL - 1	vendor	2/15/2013	Approval	W
6007-PLN-A GE-25-54-8040	ST G Auxiliary equip. struc. Beta Plan@EL2072'-51/8" &@EL2077'	STRUCTURAL - 1	vendor	2/15/2013	Approval	W
6007-PLN-A GE-25-54-8041	ST G Auxiliary equip. struc. Beta Plan@EL2086'- 6&@EL2091'	STRUCTURAL - 1	vendor	2/15/2013	Approval	W
6007-PLN-A GE-25-54-8042	ST G Auxiliary equip. struc. Beta Plan @El 2098'-3"	STRUCTURAL - 1	vendor	2/15/2013	Approval	W
6007-PLN-A GE-25-54-8043	ST G Auxiliary equip. struc. Beta Plan @EL 2114'	STRUCTURAL - 1	vendor	2/15/2013	Approval	W
6007-PLN-A GE-25-54-8044	ST G Auxiliary equip. struc. Beta Plan@EL 2123'-10 3/32 & 2150'2 3/3	STRUCTURAL - 1	vendor	2/15/2013	Approval	W
6007-PLN-A GE-25-54-8045	ST G Auxiliary equip. struc. Beta Elevations Sh 1	STRUCTURAL - 1	vendor	2/15/2013	Approval	W
6007-PLN-A GE-25-54-8046	ST G Auxiliary equip. struc. Beta Elevations Sh 2	STRUCTURAL - 1	vendor	2/15/2013	Approval	W
6007-PLN-A GE-25-54-8047	ST G Auxiliary equip. struc. Beta Elevations Sh 3	STRUCTURAL - 1	vendor	2/15/2013	Approval	W
6007-PLN-A GE-25-54-8048	ST G Auxiliary equip. struc. Beta Column Schedule & M isc Details	STRUCTURAL - 1	vendor	2/15/2013	Approval	W
6007-PLN-A GE-25-54-8049	ST G Auxiliary equip. struc. Beta Anchor Plates Detail	STRUCTURAL - 1	vendor	2/15/2013	Approval	W
6007-PLN-A GE-25-54-8050	ST G Auxiliary equip. struc. Beta Stair Schematics	STRUCTURAL - 1	vendor	2/15/2013	Approval	W
6007-PLN-A GE-25-54-8051	ST G Auxiliary equip. struc. Beta Column Schedule	STRUCTURAL - 1	vendor	2/15/2013	Approval	W
6007-PLN-A GE-25-54-4500	STG Auiliar Equip,emt cpmmectopms cpver sjeet	STRUCTURAL - 1	vendor	2/15/2013	Approval	W

ABENER TEYMA
MOJAVE

Compliance No.:	GEN-2					
Job :	Mojave Solar Project					
Date: 2/17/11	Description: Structural Master Drawing List					
Sheet No.	Description	Applicable Condition of Certification	Vendor Supplied or EOR	Submittal Date	Reason for Submittal	Revision
6007-PLN-A GE-25-54-4501	SI G Auxiliar Equipment Structure Connections General Note	STRUCTURAL - 1	vendor	2/15/2013	Approval	W
6007-PLN-A GE-25-54-4502	SI G Auxiliar Equipment Structure Connections Elevations /	STRUCTURAL - 1	vendor	2/15/2013	Approval	W
6007-PLN-A GE-25-54-4503	SI G Auxiliar Equipment Structure Connections Elevations //	STRUCTURAL - 1	vendor	2/15/2013	Approval	W
6007-PLN-A GE-25-54-4504	STG Auxiliar Equipment Structure Connections Elevations ///	STRUCTURAL - 1	vendor	2/15/2013	Approval	W
6007-PLN-A GE-25-54-4505	STG Auiliar Equip,emt cpmmectopms cpver sjeet	STRUCTURAL - 1	vendor	2/15/2013	Approval	W
6007-PLN-A GE-25-54-4506	SI G Auxiliar Equipment Structure Connections General Note	STRUCTURAL - 1	vendor	2/15/2013	Approval	W
6007-PLN-A GE-25-54-4507	SI G Auxiliar EQUIPMENT Structure Connections BCP Connections	STRUCTURAL - 1	vendor	2/15/2013	Approval	W
6007-PLN-A GE-25-54-4508	SI G Auxiliar Equipment Structure Connections Plan@EL 2073.93'&@EL2078.50	STRUCTURAL - 1	vendor	2/15/2013	Approval	W
6007-PLN-A GE-25-54-4509	SI G Auxiliar Equipment Structure Connections Plan@EL 2086.50'&@EL2091	STRUCTURAL - 1	vendor	2/15/2013	Approval	W
6007-PLN-A GE-25-54-4510	SI G Auxiliar Equipment Structure Connections Plan@EL 2098.25	STRUCTURAL - 1	vendor	2/15/2013	Approval	W
6007-PLN-A GE-25-54-4511	SI G Auxiliar Equipment Structure Connections Plan@EL 2114'	STRUCTURAL - 1	vendor	2/15/2013	Approval	W
6007-PLN-A GE-25-54-4512	SI G Auxiliar Equipment Structure Connections Plan@EL 2123.84 & 2150,17'	STRUCTURAL - 1	vendor	2/15/2013	Approval	W
6007-PLN-A GE-25-54-4513	SI G Auxiliar Equipment Structure Connections GP Connections	STRUCTURAL - 1	vendor	2/15/2013	Approval	W
6007-PLN-A GE-25-54-4514	SI G Auxiliar Equipment Structure Connections GF& GE Connections	STRUCTURAL - 1	vendor	2/15/2013	Approval	W
6007-PLN-A GE-25-54-4515	SI G Auxiliar Equipment Structure Connections BCF Connections	STRUCTURAL - 1	vendor	2/15/2013	Approval	W
6007-PLN-A GE-25-54-4516	SI G Auxiliar Equipment Structure Connections Colum Splices I	STRUCTURAL - 1	vendor	2/15/2013	Approval	W
6007-PLN-A GE-25-54-4517	SI G Auxiliar Equipment Structure Connections Colum Splices II	STRUCTURAL - 1	vendor	2/15/2013	Approval	W
6007-PLN-A GE-25-54-4518	SI G Auxiliar Equipment Structure Connections Colum Splices III	STRUCTURAL - 1	vendor	2/15/2013	Approval	W
6007-CAL-A GE-25-51-4004	Calculation report	STRUCTURAL - 1	vendor	2/15/2013	Approval	W
6007-CAL-AGE-58-52-3450	Calculation report for Rack 2 Foundation	STRUCTURAL - 1	vendor	2/19/2013	Approval	W
6007-PLN-AGE-58-52-3450	HTF -2 Piperack Foundation cover sheet	STRUCTURAL - 1	vendor	2/19/2013	Approval	W
6007-PLN-AGE-58-52-3451	HTF -2 Piperack Foundation general notes	STRUCTURAL - 1	vendor	2/19/2013	Approval	W
6007-PLN-AGE-58-52-3452	HTF -2 Piperack Foundation Plan view	STRUCTURAL - 1	vendor	2/19/2013	Approval	W
6007-PLN-AGE-58-52-3453	HTF -2 Piperack Foundation sections and details	STRUCTURAL - 1	vendor	2/19/2013	Approval	W
6007-PLN-AGE-58-52-3454	HTF -2 Piperack Foundation table data and details	STRUCTURAL - 1	vendor	2/19/2013	Approval	W
6007-PLN-AGE-58-52-3455	HTF -2 Piperack Foundation Section & Details 1	STRUCTURAL - 1	vendor	2/19/2013	Approval	W
6007-PLN-AGE-58-52-3456	HTF -2 Piperack Foundation Section & Details 2	STRUCTURAL - 1	vendor	2/19/2013	Approval	W
6007-PLN-AGE-58-52-3457	HTF -2 Piperack Foundation Section & Details 3	STRUCTURAL - 1	vendor	2/19/2013	Approval	W
6007-PLN-AGE-58-52-3458	HTF -2 Piperack Foundation Section & Details 4	STRUCTURAL - 1	vendor	2/19/2013	Approval	W
6007-PLN-AGE-58-52-3459	HTF -2 Piperack Foundation Section & Details 5	STRUCTURAL - 1	vendor	2/19/2013	Approval	W
6007-PLN-AGE-58-52-3460	HTF -2 Piperack Foundation Section & Details 6	STRUCTURAL - 1	vendor	2/19/2013	Approval	W
6007-CAL-AGE-58-52-7450	Calculation report for Rack 2 foundation	STRUCTURAL - 1	vendor	2/19/2013	Approval	W
6007-PLN-AGE-58-52-7450	HTF -2 Piperack Foundation cover sheet	STRUCTURAL - 1	vendor	2/19/2013	Approval	W
6007-PLN-AGE-58-52-7451	HTF -2 Piperack Foundation general notes	STRUCTURAL - 1	vendor	2/19/2013	Approval	W
6007-PLN-AGE-58-52-7452	HTF -2 Piperack Foundation Plan view	STRUCTURAL - 1	vendor	2/19/2013	Approval	W
6007-PLN-AGE-58-52-7453	HTF -2 Piperack Foundation sections and details	STRUCTURAL - 1	vendor	2/19/2013	Approval	W
6007-PLN-AGE-58-52-7454	HTF -2 Piperack Foundation table data and details	STRUCTURAL - 1	vendor	2/19/2013	Approval	W
6007-PLN-AGE-58-52-7455	HTF -2 Piperack Foundation section and details 1	STRUCTURAL - 1	vendor	2/19/2013	Approval	W
6007-PLN-AGE-58-52-7456	HTF -2 Piperack Foundation section and details 2	STRUCTURAL - 1	vendor	2/19/2013	Approval	W
6007-PLN-AGE-58-52-7457	HTF -2 Piperack Foundation section and details 3	STRUCTURAL - 1	vendor	2/19/2013	Approval	W
6007-PLN-AGE-58-52-7458	HTF -2 Piperack Foundation sections and details 4	STRUCTURAL - 1	vendor	2/19/2013	Approval	W
6007-PLN-AGE-58-52-7459	HTF -2 Piperack Foundation section and details 5	STRUCTURAL - 1	vendor	2/19/2013	Approval	W
6007-PLN-AGE-58-52-7460	HTF -2 Piperack Foundation section and details 6	STRUCTURAL - 1	vendor	2/19/2013	Approval	W
6007-PLN-AGE-57-52-7321	Closed end & Supply double loops foundations. South field. Coordinates IV	STRUCTURAL - 1	vendor	2/19/2013	Approval	W
6007-CAL-AGE-58-53-2450	Calculation Report for South Underground crossing Alpha Plant	STRUCTURAL - 1	vendor	2/20/2013	Approval	W
6007-PLN-AGE-58-53-2450	HTF South Underground Crossing Cover Sheet	STRUCTURAL - 1	vendor	2/20/2013	Approval	W
6007-PLN-AGE-58-53-2451	HTF South Underground Crossing General Notes	STRUCTURAL - 1	vendor	2/20/2013	Approval	W
6007-PLN-AGE-58-53-2452	HTF South Underground Crossing Geometrical definitio	STRUCTURAL - 1	vendor	2/20/2013	Approval	W
6007-PLN-AGE-58-53-2453	HTF South Underground Crossing Reinforcement definitio	STRUCTURAL - 1	vendor	2/20/2013	Approval	W
6007-PLN-AGE-58-53-2454	HTF South Underground Crossing Walls Reinforcement definition	STRUCTURAL - 1	vendor	2/20/2013	Approval	W
6007-PLN-AGE-58-53-2455	HTF South Underground Crossing Mat Foundation Reinforcement	STRUCTURAL - 1	vendor	2/20/2013	Approval	W
6007-PLN-AGE-58-53-2456	HTF South Underground Crossing Slabs definition /	STRUCTURAL - 1	vendor	2/20/2013	Approval	W
6007-PLN-AGE-58-53-2457	HTF South Underground Crossing Slabs definition //	STRUCTURAL - 1	vendor	2/20/2013	Approval	W
6007-PLN-AGE-58-53-2458	HTF South Underground Crossing Plan sections & Details for Sleepers	STRUCTURAL - 1	vendor	2/20/2013	Approval	W
6007-PLN-AGE-58-53-2459	HTF South Underground Crossing Gatehause Foundation	STRUCTURAL - 1	vendor	2/20/2013	Approval	W
6007-PLN-AGE-58-53-2460	HTF South Underground Crossing details	STRUCTURAL - 1	vendor	2/20/2013	Approval	W
6007-PLN-A GE-58-53-2400	HTF North Underground Crossing Cover Sheet	STRUCTURAL - 1	vendor	2/20/2013	Approval	W
6007-PLN-A GE-58-53-2401	HTF North Underground Crossing General Notes	STRUCTURAL - 1	vendor	2/20/2013	Approval	W
6007-PLN-A GE-58-53-2402	HTF North Underground Crossing Geometrical definitio	STRUCTURAL - 1	vendor	2/20/2013	Approval	W
6007-PLN-A GE-58-53-2403	HTF North Underground Crossing Reinforcement definitio	STRUCTURAL - 1	vendor	2/20/2013	Approval	W
6007-PLN-A GE-58-53-2404	HTF North Underground Crossing Walls Reinforcement definition	STRUCTURAL - 1	vendor	2/20/2013	Approval	W
6007-PLN-A GE-58-53-2405	HTF North Underground Crossing Mat Foundation Reinforcement	STRUCTURAL - 1	vendor	2/20/2013	Approval	W
6007-PLN-A GE-58-53-2406	HTF North Underground Crossing Slabs definition /	STRUCTURAL - 1	vendor	2/20/2013	Approval	W
6007-PLN-A GE-58-53-2407	HTF North Underground Crossing Slabs definition //	STRUCTURAL - 1	vendor	2/20/2013	Approval	W
6007-PLN-A GE-58-53-2408	HTF North Underground Crossing Plan sections & Details for Sleepers	STRUCTURAL - 1	vendor	2/20/2013	Approval	W
6007-PLN-A GE-58-53-2409	HTF North Underground Crossing Gatehause Foundation	STRUCTURAL - 1	vendor	2/20/2013	Approval	W
6007-PLN-A GE-58-53-2410	HTF North Underground Crossing details	STRUCTURAL - 1	vendor	2/20/2013	Approval	W
6007-CAL-A GE-58-53-2400	Calculation Report for North Underground crossing Alpha Plant	STRUCTURAL - 1	vendor	2/20/2013	Approval	W
6007-PLN-58-52-3402	Alpha plant HTF-1 Pipe Rack foundation - Support foundations plan	STRUCTURAL - 1	vendor	2/21/2013	Approval	W
6007-PLN-58-52-3403	Alpha plant HTF-1 Pipe Rack foundation - Data table	STRUCTURAL - 1	vendor	2/21/2013	Approval	W
6007-PLN-58-52-3404	Alpha plant HTF-1 Pipe Rack foundation - Sections and details I	STRUCTURAL - 1	vendor	2/21/2013	Approval	W
6007-PLN-58-52-3405	Alpha plant HTF-1 Pipe Rack foundation - Sections and details II	STRUCTURAL - 1	vendor	2/21/2013	Approval	W
6007-PLN-58-52-3406	Alpha plant HTF-1 Pipe Rack foundation - Sections and details III	STRUCTURAL - 1	vendor	2/21/2013	Approval	W
6007-PLN-58-52-3407	Alpha plant HTF-1 Pipe Rack foundation - Sections and details IV	STRUCTURAL - 1	vendor	2/21/2013	Approval	W
6007-INF-ATD-23-50-C001	Geotechnical Report for Mojave Substation and Transmission Line by FMG Engineering	STRUCTURAL - 1	vendor	2/21/2013	Approval	W
6007-INF-ATD-23-50-C002	Special Inspections, Structural Testing, and Structural Observations	STRUCTURAL - 1	vendor	2/21/2013	Approval	W
6007-PLN-ATD-23-54-C011	Mojave Alpha & Beta Substations Structure Layout Plan	STRUCTURAL - 1	vendor	2/21/2013	Approval	W
6007-PLN-ATD-23-55-C019	Mojave 230 kV, Alpha & Beta Substations Steel Details Control Building Stair Details & Footing - ST1	STRUCTURAL - 1	vendor	2/21/2013	Approval	W
6007-PLN-ATD-23-57-C063	Mojave 230 kV, Alpha & Beta Substations Foundation Detail - APT Transformer (F2)	STRUCTURAL - 1	vendor	2/21/2013	Approval	W
6007-PLN-ATD-23-57-C071	Mojave Alpha and Beta Substations Foundation Layout Drawing	STRUCTURAL - 1	vendor	2/21/2013	Approval	W
6007-PLN-ATD-23-57-C091	Mojave Alpha & Beta Substations Site Preparation & Fencing Drawing	STRUCTURAL - 1	vendor	2/21/2013	Approval	W
6007-CAL-AGE-58-52-2460	Calculation Report for Alpha Plant - HTF/Main Pumps A-MP-200-A/B/C/D Foundation	STRUCTURAL - 1	vendor	2/26/2013	Approval	w

ABENER TEYMA MOJAVE

Compliance No.:	GEN-2					
Job :	Mojave Solar Project					
Date: 2/17/11	Description: Structural Master Drawing List					
Sheet No.	Description	Applicable Condition of Certification	Vendor Supplied or EOR	Submittal Date	Reason for Submittal	Revision
6007-CAL-AGE-58-52-2461	Calculation Report for Alpha Plant - HTF/Recirculation Pump A-MP-201 Foundation	STRUCTURAL - 1	vendor	2/26/2013	Approval	w
6007-PLN-AGE-58-52-2450	Alpha HTF/Recirculation Pump A-MP-201 Foundation Cover Sheet	STRUCTURAL - 1	vendor	2/26/2013	Approval	w
6007-PLN-AGE-58-52-2451	Alpha HTF/Recirculation Pump A-MP-201 Foundation General Notes	STRUCTURAL - 1	vendor	2/26/2013	Approval	w
6007-PLN-AGE-58-52-2452	Alpha HTF/Recirculation Pump A-MP-201 Foundation Plan, Section, and Details	STRUCTURAL - 1	vendor	2/26/2013	Approval	w
6007-PLN-AGE-58-52-2460	Alpha HTF/Main Pumps A-MP-200-A/B/C/D Foundation Cover Sheet	STRUCTURAL - 1	vendor	2/26/2013	Approval	w
6007-PLN-AGE-58-52-2461	Alpha HTF/Main Pumps A-MP-200-A/B/C/D Foundation General Notes	STRUCTURAL - 1	vendor	2/26/2013	Approval	w
6007-PLN-AGE-58-52-2462	Alpha HTF/Main Pumps A-MP-200-A/B/C/D Foundation Plan, Section, and Details	STRUCTURAL - 1	vendor	2/26/2013	Approval	w
6007-CAL-AGE-58-52-6460	Calculation Report for Beta Plant - HTF/Main Pumps B-MP-200-A/B/C/D Foundation	STRUCTURAL - 1	vendor	2/26/2013	Approval	w
6007-CAL-AGE-58-52-6461	Calculation Report for Beta Plant - HTF/Recirculation Pump B-MP-201 Foundation	STRUCTURAL - 1	vendor	2/26/2013	Approval	w
6007-PLN-AGE-58-52-6450	Beta HTF/Recirculation Pump B-MP-201 Foundation Cover Sheet	STRUCTURAL - 1	vendor	2/26/2013	Approval	w
6007-PLN-AGE-58-52-6451	Beta HTF/Recirculation Pump B-MP-201 Foundation General Notes	STRUCTURAL - 1	vendor	2/26/2013	Approval	w
6007-PLN-AGE-58-52-6452	Beta HTF/Recirculation Pump B-MP-201 Foundation Plan, Section, and Details	STRUCTURAL - 1	vendor	2/26/2013	Approval	w
6007-PLN-AGE-58-52-6460	Beta HTF/Main Pumps B-MP-200-A/B/C/D Foundation Cover Sheet	STRUCTURAL - 1	vendor	2/26/2013	Approval	w
6007-PLN-AGE-58-52-6461	Beta HTF/Main Pumps B-MP-200-A/B/C/D Foundation General Notes	STRUCTURAL - 1	vendor	2/26/2013	Approval	w
6007-PLN-AGE-58-52-6462	Beta HTF/Main Pumps B-MP-200-A/B/C/D Foundation Plan, Section, and Details	STRUCTURAL - 1	vendor	2/26/2013	Approval	w
6007-ESP-ATD-26-48-C002	Staking Sheet	STRUCTURAL - 1	vendor	3/4/2013	Approval	w
6007-PLN-ATD-26-33-E041	Phasing Diagram	STRUCTURAL - 1	vendor	3/4/2013	Approval	w
6007-PLN-ATD-26-51-C012	Plan and Profile	STRUCTURAL - 1	vendor	3/4/2013	Approval	w
6007-PLN-ATD-26-51-C013	Plan and Profile	STRUCTURAL - 1	vendor	3/4/2013	Approval	w
6007-PLN-ATD-26-51-C014	Plan and Profile	STRUCTURAL - 1	vendor	3/4/2013	Approval	w
6007-PLN-ATD-26-52-C0 61	Direct Embed Foundation Details	STRUCTURAL - 1	vendor	3/4/2013	Approval	w
6007-PLN-ATD-26-52-C0 62	Pier Foundation Details	STRUCTURAL - 1	vendor	3/4/2013	Approval	w
6007-PLN-ATD-26-54-E031	Assembly Drawings	STRUCTURAL - 1	vendor	3/4/2013	Approval	w
6007-PLN-ATD-26-54-E032	Stringing Chart	STRUCTURAL - 1	vendor	3/4/2013	Approval	w
6007-CAL-ATD-26-54-E038	230kV Double Circuit Tangent – Loading Tree (Typical)	STRUCTURAL - 1	vendor	3/4/2013	Approval	w
6007-CAL-ATD-26-54-E039	230kV 45 Degree Angle – Double Circuit Loading Tree	STRUCTURAL - 1	vendor	3/4/2013	Approval	w
6007-CAL-ATD-26-54-E040	90 Degree D.C. Tap Structure – Loading Tree	STRUCTURAL - 1	vendor	3/4/2013	Approval	w
6007-CAL-ATD-26-54-E041	230 kV Single Circuit DE – Loading Tree (Typical)	STRUCTURAL - 1	vendor	3/4/2013	Approval	w
6007-CAL-ATD-26-54-E042	230kV Single Circuit Delta Tangent – Loading Tree (Typical)	STRUCTURAL - 1	vendor	3/4/2013	Approval	w
6007-CAL-ATD-26-54-E043	230kV 90 Degree Angle –Loading Tree	STRUCTURAL - 1	vendor	3/4/2013	Approval	w
6007-CAL-ATD-26-54-E044	230kV 45 Degree Angle – Single Circuit Loading Tree	STRUCTURAL - 1	vendor	3/4/2013	Approval	w
6007-CAL-ATD-26-54-E045	230kV Beta Tap Structure – Double Circuit Loading Tree	STRUCTURAL - 1	vendor	3/4/2013	Approval	w
6007-CAL-ATD-26-54-E047	230kV Typical Details	STRUCTURAL - 1	vendor	3/4/2013	Approval	w
6007-CAL-ATD-26-54-E048	230kV SC Delta Tangent – Extra Shield Wires – Loading Tree (Typical)	STRUCTURAL - 1	vendor	3/4/2013	Approval	w
6007-ESP-ATD-26-54-C018	Technical Specification for Welded Tubular Steel Transmission Structures	STRUCTURAL - 1	vendor	3/4/2013	Approval	w
6007-PLN-ATD-26-52-C072	230kV Double Circuit Tangent – Structure Framing Details	STRUCTURAL - 1	vendor	3/4/2013	Approval	w
6007-PLN-ATD-26-52-C073	230kV 45 Degree Angle – Structure Framing Details	STRUCTURAL - 1	vendor	3/4/2013	Approval	w
6007-PLN-ATD-26-52-C074	230kV 45 Degree Angles – Structure Framing Details	STRUCTURAL - 1	vendor	3/4/2013	Approval	w
6007-PLN-ATD-26-52-C075	230kV Single Circuit Delta Tangent – Structure Framing Details	STRUCTURAL - 1	vendor	3/4/2013	Approval	w
6007-PLN-ATD-26-52-C076	230kV 90 Degree Angle – Structure Framing Details	STRUCTURAL - 1	vendor	3/4/2013	Approval	w
6007-PLN-ATD-26-52-C077	230kV SC Delta Tangent – Extra Shield Wires – Structure Fram- ing Details	STRUCTURAL - 1	vendor	3/4/2013	Approval	w
6007-PLN-ATD-26-52-C078	230kV Beta Tap Structure – Structure Framing Details	STRUCTURAL - 1	vendor	3/4/2013	Approval	w
6007-PLN-ATD-26-52-C079	90 Degree D.C. Tap Structure – Structure Framing Details	STRUCTURAL - 1	vendor	3/4/2013	Approval	w
6007-PLN-ATD-26-52-C080	230kV 45 Degree Angles – Structure Framing Details	STRUCTURAL - 1	vendor	3/4/2013	Approval	w
6007-PLN-ATD-26-52-C081	230kV Single Circuit DE – Structure Framing Details	STRUCTURAL - 1	vendor	3/4/2013	Approval	w
6007-PLN-ATD-26-52-C082	230kV Single Circuit DE – Structure Framing Details	STRUCTURAL - 1	vendor	3/4/2013	Approval	w
6007-PLN-ATD-26-52-C083	230kV 90 Degree Angle – Structure Framing Details	STRUCTURAL - 1	vendor	3/4/2013	Approval	w
6007-PLN-ATD-26-52-C084	230kV Alpha Substation DE – Structure Framing Details	STRUCTURAL - 1	vendor	3/4/2013	Approval	w
6007-PLN-ATD-26-52-C085	230kV Beta Substation DE – Structure Framing Details	STRUCTURAL - 1	vendor	3/4/2013	Approval	w
6007-PLN-ATD-26-52-C086	230kV Beta Substation Static Mast – Structure Framing Details	STRUCTURAL - 1	vendor	3/4/2013	Approval	w
6007-1NF-ATD-23-50-0002	Special 1nspections, Structural Testing, and 3-iructurai upservaiions	STRUCTURAL - 1	vendor	3/5/2013	Approval	w
6007-1NF-ATD-23-50-0001	Geotechnical Report for Mojave Substation and Transmission Line	STRUCTURAL - 1	vendor	1/0/1900	Approval	w
6007-0AL-ATD-23-52-0070	Other Foundation 0alculations	STRUCTURAL - 1	vendor	3/5/2013	Approval	w
6007-PLN-ATD-23-57-00 63	Foundation Detail APT1 (F2)	STRUCTURAL - 1	vendor	3/5/2013	Approval	w
6007-PLN-ATD-23-57-00 64	Foundation Relay House and Minor Equipment	STRUCTURAL - 1	vendor	3/5/2013	Approval	w
6007-PLN-ATD-23-57-0071	Foundation Layout Drawing	STRUCTURAL - 1	vendor	3/5/2013	Approval	w
6007-PLN-ATD-23-57-0072	Foundation Detail - 0ircuit Breaker (F4)	STRUCTURAL - 1	vendor	3/5/2013	Approval	w
6007-PLN-ATD-23-57-0073	Foundation Detail - Firewall APT1	STRUCTURAL - 1	vendor	3/5/2013	Approval	w
6007-PLN-ATD-23-57-0074	Foundation Detail - Firewall MPT1	STRUCTURAL - 1	vendor	3/5/2013	Approval	w
6007-PLN'ATD'-23-57-0091	Site Preparation and Fencing Drawing	STRUCTURAL - 1	vendor	3/5/2013	Approval	w
6007-ESP-ATD-23-54-E001	Technical Specification for Steel Structures	STRUCTURAL - 1	vendor	3/5/2013	Approval	w
6007-PLN-ATD-23-54-0011	Structure Layout Plan	STRUCTURAL - 1	vendor	3/5/2013	Approval	w
6007-PLN-ATD-23-55-0011	Steel Details 230 kV Single Phase, Low Bus Support - S2	STRUCTURAL - 1	vendor	3/5/2013	Approval	w
6007-PLN-ATD-23-55-0012	Steel Details 230 kV Three Phase, 230 kV Deadend - S7	STRUCTURAL - 1	vendor	3/5/2013	Approval	w
6007-PLN-ATD-23-55-0013	Steel Details, Static Mast (S1)	STRUCTURAL - 1	vendor	3/5/2013	Approval	w
6007-PLN-ATD-23-55-0014	Steel Details 230 kV Single Phase, S3 Stand - S3	STRUCTURAL - 1	vendor	3/5/2013	Approval	w
6007-PLN-ATD-23-55-0015	Steel Details 230kV Switch Stand, S4 Sheet 1	STRUCTURAL - 1	vendor	3/5/2013	Approval	w
6007-PLN-ATD-23-55-001 6	Steel Details 230kV Switch Stand, S4 Sheet 2	STRUCTURAL - 1	vendor	3/5/2013	Approval	w
6007-PLN-ATD-23-55-0018	Steel Details 230kV Single Phase, 0T Stand - S 6	STRUCTURAL - 1	vendor	3/5/2013	Approval	w
6007-CON-BRU-00-25-0003	RFI Steam Generator Turbine Foundations	STRUCTURAL - 1	vendor	3/6/2013	Approval	w
N.A,	Steam Turbine Supports L2 & L3	STRUCTURAL - 1	vendor	3/6/2013	Approval	w
RFI #RJ008	Alternate Epoxy Set Anchor Bolts	STRUCTURAL - 1	vendor	3/7/2013	Approval	w
6007-CAL-AGE-58-52-2530	Calculation report for Basin Expansion Vesse foundation Alpha	STRUCTURAL - 1	vendor	3/7/2013	Approval	w
6007-PLN-AGE-58-52-2530	Alpha Plant Basin Expansion Vessel Foundation. Cover Sheet	STRUCTURAL - 1	vendor	3/7/2013	Approval	w
6007-PLN-AGE-58-52-2531	Alpha Plant Basin Expansion Vessel Foundation. General notes	STRUCTURAL - 1	vendor	3/7/2013	Approval	w
6007-PLN-AGE-58-52-2532	Alpha Plant Basin Expansion Vessel Foundation. Plan View	STRUCTURAL - 1	vendor	3/7/2013	Approval	w
6007-PLN-AGE-58-52-2533	Alpha Plant Basin Expansion Vessel Foundation. Section and details	STRUCTURAL - 1	vendor	3/7/2013	Approval	w
6007-PLN-AGE-58-52-2534	Alpha Plant Basin Expansion Vessel Foundation. Schedule and details II	STRUCTURAL - 1	vendor	3/7/2013	Approval	w
6007-PLN-AGE-58-52-2535	Alpha Plant Basin Expansion Vessel Foundation. Columns I	STRUCTURAL - 1	vendor	3/7/2013	Approval	w
6007-PLN-AGE-58-52-2536	Alpha Plant Basin Expansion Vessel Foundation. Columns II	STRUCTURAL - 1	vendor	3/7/2013	Approval	w
6007-CAL-AGE-58-52-6530	Calculation report for Basin Expansion Vesse foundation Beta	STRUCTURAL - 1	vendor	3/7/2013	Approval	w
6007-PLN-AGE-58-52-6530	Beta Plant Basin Expansion Vessel Foundation. Cover Sheet	STRUCTURAL - 1	vendor	3/7/2013	Approval	w

Compliance No.:	GEN-2					
Job :	Mojave Solar Project					
Date: 2/17/11	Description: Structural Master Drawing List					
Sheet No.	Description	Applicable Condition of Certification	Vendor Supplied or EOR	Submittal Date	Reason for Submittal	Revision
6007-PLN-AGE-58-52-6531	Beta Plant Basin Expansion Vessel Foundation. General notes	STRUCTURAL - 1	vendor	3/7/2013	Approval	w
6007-PLN-AGE-58-52-6532	Beta Plant Basin Expansion Vessel Foundation. Plan View	STRUCTURAL - 1	vendor	3/7/2013	Approval	w
6007-PLN-AGE-58-52-6533	Beta Plant Basin Expansion Vessel Foundation. Section and details	STRUCTURAL - 1	vendor	3/7/2013	Approval	w
6007-PLN-AGE-58-52-6534	Beta Plant Basin Expansion Vessel Foundation. Schedule and details II	STRUCTURAL - 1	vendor	3/7/2013	Approval	w
6007-PLN-AGE-58-52-6535	Beta Plant Basin Expansion Vessel Foundation. Columns I	STRUCTURAL - 1	vendor	3/7/2013	Approval	w
6007-PLN-AGE-58-52-6536	Beta Plant Basin Expansion Vessel Foundation. Columns II	STRUCTURAL - 1	vendor	3/7/2013	Approval	w
6007-PLN-AGE-58-52-7402	Beta plant HTF-1 Pipe Rack foundation - Support foundations plan	STRUCTURAL - 1	vendor	3/7/2013	Approval	w
6007-PLN-AGE-58-52-7403	Beta plant HTF-1 Pipe Rack foundation - Data table	STRUCTURAL - 1	vendor	3/7/2013	Approval	w
6007-PLN-AGE-58-52-7404	Beta plant HTF-1 Pipe Rack foundation - Sections and details I	STRUCTURAL - 1	vendor	3/7/2013	Approval	w
6007-PLN-AGE-58-52-7405	Beta plant HTF-1 Pipe Rack foundation - Sections and details II	STRUCTURAL - 1	vendor	3/7/2013	Approval	w
6007-PLN-AGE-58-52-7406	Beta plant HTF-1 Pipe Rack foundation - Sections and details III	STRUCTURAL - 1	vendor	3/7/2013	Approval	w
Annex 3 Column Load Data	Annex 3 of calculation report	STRUCTURAL - 1	vendor	3/7/2013	Approval	w
Columns.pdf	Additional calculations for columns/walls	STRUCTURAL - 1	vendor	3/7/2013	Approval	w
6007-PLN-AGE-00-50-S001	General Civil and Structural Notes	STRUCTURAL - 1	vendor	3/7/2013	Approval	w
6007-CAL-CTS-58-52-1000	HTF Flash and Expansion Vessel Foundation and Anchor Bolt Design	STRUCTURAL - 1	vendor	3/7/2013	Approval	w
6007-PLN-CTS-58-52-1000	HTF Flash and Expansion Vessel General Structural Notes / Structural Details	STRUCTURAL - 1	vendor	3/7/2013	Approval	w
6007-PLN-CTS-58-52-1001	Foundation Plan	STRUCTURAL - 1	vendor	3/7/2013	Approval	w
n.a.	Modification to top of pier at P-11 thru P-16	STRUCTURAL - 1	vendor	3/11/2013	Approval	w
6007-CAL-AGE-58-54-3451	Calculation report for Rack 2-Connection Design Alpha	STRUCTURAL - 1	vendor	3/15/2013	Approval	w
6007-PLN-AGE-58-54-3472	HTF -2 Piperack Steel Structure Plan View I	STRUCTURAL - 1	vendor	3/15/2013	Approval	w
6007-PLN-AGE-58-54-3473	HTF -2 Piperack Steel Structure Plan View II	STRUCTURAL - 1	vendor	3/15/2013	Approval	w
6007-PLN-AGE-58-54-3474	HTF -2 Piperack Steel Structure Plan View III	STRUCTURAL - 1	vendor	3/15/2013	Approval	w
6007-PLN-AGE-58-54-3475	HTF -2 Piperack Steel Structure Plan View IV	STRUCTURAL - 1	vendor	3/15/2013	Approval	w
6007-PLN-AGE-58-54-3476	HTF -2 Piperack Steel Structure Elevations I	STRUCTURAL - 1	vendor	3/15/2013	Approval	w
6007-PLN-AGE-58-54-3477	HTF -2 Piperack Steel Structure Elevations II	STRUCTURAL - 1	vendor	3/15/2013	Approval	w
6007-PLN-AGE-58-54-3478	HTF -2 Piperack Steel Structure Elevations III	STRUCTURAL - 1	vendor	3/15/2013	Approval	w
6007-PLN-AGE-58-54-3479	HTF -2 Piperack Steel Structure Elevations IV	STRUCTURAL - 1	vendor	3/15/2013	Approval	w
6007-PLN-AGE-58-54-3480	HTF -2 Piperack Foundation Connection Details	STRUCTURAL - 1	vendor	3/15/2013	Approval	w
6007-PLN-AGE-58-54-3481	HTF -2 Piperack Foundation Connection Details	STRUCTURAL - 1	vendor	3/15/2013	Approval	w
6007-PLN-AGE-58-54-3482	HTF -2 Piperack Foundation Connection Details	STRUCTURAL - 1	vendor	3/15/2013	Approval	w
6007-PLN-AGE-58-54-3483	HTF -2 Piperack Foundation Connection Details	STRUCTURAL - 1	vendor	3/15/2013	Approval	w
6007-CAL-AGE-58-54-7451	Calculation report for Rack 2-Connection Design Beta	STRUCTURAL - 1	vendor	3/15/2013	Approval	w
6007-PLN-AGE-58-54-7472	HTF -2 Piperack Steel Structure Plan View I	STRUCTURAL - 1	vendor	3/15/2013	Approval	w
6007-PLN-AGE-58-54-7473	HTF -2 Piperack Steel Structure Plan View II	STRUCTURAL - 1	vendor	3/15/2013	Approval	w
6007-PLN-AGE-58-54-7474	HTF -2 Piperack Steel Structure Plan View III	STRUCTURAL - 1	vendor	3/15/2013	Approval	w
6007-PLN-AGE-58-54-7475	HTF -2 Piperack Steel Structure Plan View IV	STRUCTURAL - 1	vendor	3/15/2013	Approval	w
6007-PLN-AGE-58-54-7476	HTF -2 Piperack Steel Structure Elevations I	STRUCTURAL - 1	vendor	3/15/2013	Approval	w
6007-PLN-AGE-58-54-7477	HTF -2 Piperack Steel Structure Elevations II	STRUCTURAL - 1	vendor	3/15/2013	Approval	w
6007-PLN-AGE-58-54-7478	HTF -2 Piperack Steel Structure Elevations III	STRUCTURAL - 1	vendor	3/15/2013	Approval	w
6007-PLN-AGE-58-54-7479	HTF -2 Piperack Steel Structure Elevations IV	STRUCTURAL - 1	vendor	3/15/2013	Approval	w
6007-PLN-AGE-58-54-7480	HTF -2 Piperack Foundation Connection Details	STRUCTURAL - 1	vendor	3/15/2013	Approval	w
6007-PLN-AGE-58-54-7481	HTF -2 Piperack Foundation Connection Details	STRUCTURAL - 1	vendor	3/15/2013	Approval	w
6007-PLN-AGE-58-54-7482	HTF -2 Piperack Foundation Connection Details	STRUCTURAL - 1	vendor	3/15/2013	Approval	w
6007-PLN-AGE-58-54-7483	HTF -2 Piperack Foundation Connection Details	STRUCTURAL - 1	vendor	3/15/2013	Approval	w
6007-PLN-A GE-58-54-3450	Alpha Plant HTF-2 Piperack Steel Structure Cover Sheet	STRUCTURAL - 1	vendor	3/15/2013	Approval	w
6007-PLN-AGE-58-54-3451	Alpha Plant HTF-2 Piperack Steel Structure General Notes	STRUCTURAL - 1	vendor	3/15/2013	Approval	w
6007-PLN-AGE-58-54-3452	Alpha Plant HTF-2 Piperack Steel	STRUCTURAL - 1	vendor	3/15/2013	Approval	w
6007-PLN-AGE-58-54-3453	Alpha Plant HTF-2 Piperack Steel	STRUCTURAL - 1	vendor	3/15/2013	Approval	w
6007-PLN-AGE-58-54-3454	Alpha Plant HTF-2 Piperack Steel	STRUCTURAL - 1	vendor	3/15/2013	Approval	w
6007-PLN-AGE-58-54-3455	Alpha Plant HTF-2 Piperack Steel	STRUCTURAL - 1	vendor	3/15/2013	Approval	w
6007-PLN-AGE-58-54-3456	Alpha Plant HTF-2 Piperack Steel Structure Elevations I	STRUCTURAL - 1	vendor	3/15/2013	Approval	w
6007-PLN-AGE-58-54-3457	Alpha Plant HTF-2 Piperack Steel Structure Eleveations II	STRUCTURAL - 1	vendor	3/15/2013	Approval	w
6007-PLN-AGE-58-54-3458	Alpha Plant HTF-2 Piperack Steel Structure Elevations III	STRUCTURAL - 1	vendor	3/15/2013	Approval	w
6007-PLN-AGE-58-54-3459	Alpha Plant HTF-2 Piperack Steel Structure Elevations IV	STRUCTURAL - 1	vendor	3/15/2013	Approval	w
6007-PLN-AGE-58-54-3460	Alpha Plant HTF-2 Piperack Steel Structure Details I	STRUCTURAL - 1	vendor	3/15/2013	Approval	w
6007-PLN-AGE-58-54-3461	Alpha Plant HTF-2 Piperack Steel Structure Details II	STRUCTURAL - 1	vendor	3/15/2013	Approval	w
6007-PLN-AGE-58-54-3462	Alpha Plant HTF-2 Piperack Steel Structure Details III	STRUCTURAL - 1	vendor	3/15/2013	Approval	w
6007-PLN-AGE-58-54-3463	Alpha Plant HTF-2 Piperack Steel Structure Details IV	STRUCTURAL - 1	vendor	3/15/2013	Approval	w
6007-PLN-AGE-58-54-3464	Alpha Plant HTF-2 Piperack Steel Structure Details V	STRUCTURAL - 1	vendor	3/15/2013	Approval	w
6007-PLN-AGE-58-54-7450	Beta Plant HTF-2 Piperack Steel Structure Cover Sheet	STRUCTURAL - 1	vendor	3/15/2013	Approval	w
6007-PLN-A GE-58-54-7451	Beta Plant HTF-2 Piperack Steel Structure General Notes	STRUCTURAL - 1	vendor	3/15/2013	Approval	w
6007-PLN-A GE-58-54-7453	Beta Plant HTF-2 Piperack Steel	STRUCTURAL - 1	vendor	3/15/2013	Approval	w
6007-PLN-A GE-58-54-7454	Beta Plant HTF-2 Piperack Steel (-4Structure Plan View III	STRUCTURAL - 1	vendor	3/15/2013	Approval	w
6007-PLN-A GE-58-54-7455	Beta Plant HTF-2 Piperack Steel Structure C^4ucture Plan View IV	STRUCTURAL - 1	vendor	3/15/2013	Approval	w
6007-PLN-A GE-58-54-7456	Beta Plant HTF-2 Piperack Steel Structure Elevations I	STRUCTURAL - 1	vendor	3/15/2013	Approval	w
6007-PLN-AGE-58-54-7457	Beta Plant HTF-2 Piperack Steel Structure Elevations II	STRUCTURAL - 1	vendor	3/15/2013	Approval	w
6007-PLN-AGE-58-54-7458	Beta Plant HTF-2 Piperack Steel Structure Elevations III	STRUCTURAL - 1	vendor	3/15/2013	Approval	w
6007-PLN-AGE-58-54-7459	Beta Plant HTF-2 Piperack Steel Structure Elevations IV	STRUCTURAL - 1	vendor	3/15/2013	Approval	w
6007-PLN-AGE-58-54-7460	Beta Plant HTF-2 Piperack Steel Structure Details I	STRUCTURAL - 1	vendor	3/15/2013	Approval	w
6007-PLN-AGE-58-54-7461	Beta Plant HTF-2 Piperack Steel Structure Details II	STRUCTURAL - 1	vendor	3/15/2013	Approval	w
6007-PLN-AGE-58-54-7462	Beta Plant HTF-2 Piperack Steel Structure Details III	STRUCTURAL - 1	vendor	3/15/2013	Approval	w
6007-PLN-AGE-58-54-7463	Beta Plant HTF-2 Piperack Steel Structure Details IV	STRUCTURAL - 1	vendor	3/15/2013	Approval	w
6007-PLN-AGE-58-54-7464	Beta Plant HTF-2 Piperack Steel Structure Details VII	STRUCTURAL - 1	vendor	3/15/2013	Approval	w
Additional calculations	Additional calculations	STRUCTURAL - 1	vendor	3/15/2013	Approval	w
Annex G 6007-CAL-A GE-58-54	Annex G 6007-CAL-A GE-58-54- 3450	STRUCTURAL - 1	vendor	3/15/2013	Approval	w
Rack2_BV	Rack2_BV	STRUCTURAL - 1	vendor	3/15/2013	Approval	w
6007-CAL-AGE-58-52-7400	Calculation report for Rack 1 Foundation Beta Plant	STRUCTURAL - 1	vendor	3/15/2013	Approval	w
6007-PLN-AGE-58-52-7400	Beta Plant HTF-1 piperack Foundation Cover Sheet	STRUCTURAL - 1	vendor	3/15/2013	Approval	w
6007-PLN-AGE-58-52-7401	Beta Plant HTF-1 piperack Foundation General Notes	STRUCTURAL - 1	vendor	3/15/2013	Approval	w
6007-PLN-AGE-58-52-7402	Beta Plant HTF-1 piperack Foundation Support Foundation Plan	STRUCTURAL - 1	vendor	3/15/2013	Approval	w
6007-PLN-AGE-58-52-7403	Beta Plant HTF-1 piperack Foundation Data Table	STRUCTURAL - 1	vendor	3/15/2013	Approval	w
6007-PLN-AGE-58-52-7404	Beta Plant HTF-1 piperack Foundation Section & Details I	STRUCTURAL - 1	vendor	3/15/2013	Approval	w

ABENER TEYMA MOJAVE

Compliance No.:	GEN-2					
Job :	Mojave Solar Project					
Date: 2/17/11	Description: Structural Master Drawing List					
Sheet No.	Description	Applicable Condition of Certification	Vendor Supplied or EOR	Submittal Date	Reason for Submittal	Revision
6007-PLN-AGE-58-52-7405	Beta Plant HTF-1 piperack Foundation Section & Details II	STRUCTURAL - 1	vendor	3/15/2013	Approval	w
6007-PLN-AGE-58-52-7406	Beta Plant HTF-1 piperack Foundation Section & Details III	STRUCTURAL - 1	vendor	3/15/2013	Approval	w
6007-PLN-AGE-00-50-S001	general civil and structural notes	STRUCTURAL - 1	vendor	3/15/2013	Approval	w
6007-CAL-AGE-25-51-4000	Calculation Report for STG auxiliary equipment structure Alpha Plant	STRUCTURAL - 1	vendor	3/15/2013	Approval	w
6007-CAL-AGE-25-51-8000	Calculation Report for STG auxiliary equipment structure Beta Plant	STRUCTURAL - 1	vendor	3/15/2013	Approval	w
6007-PLN-AGE-25-54-4000	Field Alpha STG auxiliary equipment structure Alpha Cover Sheet	STRUCTURAL - 1	vendor	3/15/2013	Approval	w
6007-PLN-AGE-25-54-4020	Field Alpha STG auxiliary equipment structure Alpha General Notes	STRUCTURAL - 1	vendor	3/15/2013	Approval	w
6007-PLN-AGE-25-54-4040	Field Alpha STG auxiliary equipment structure Plan @El 2073.93' @El 2078.50'	STRUCTURAL - 1	vendor	3/15/2013	Approval	w
6007-PLN-AGE-25-54-4041	Field Alpha STG auxiliary equipment structure Plan @El 2086.50' @El 2091'	STRUCTURAL - 1	vendor	3/15/2013	Approval	w
6007-PLN-AGE-25-54-4042	Field Alpha STG auxiliary equipment structure Plan @El 2098.25'	STRUCTURAL - 1	vendor	3/15/2013	Approval	w
6007-PLN-AGE-25-54-4043	Field Alpha STG auxiliary equipment structure Plan @El 2114'	STRUCTURAL - 1	vendor	3/15/2013	Approval	w
6007-PLN-AGE-25-54-4044	Field Alpha STG auxiliary equipment structure Plan @El 2123.84'; 2138.98' 2150.17'	STRUCTURAL - 1	vendor	3/15/2013	Approval	w
6007-PLN-AGE-25-54-4045	Field Alpha STG auxiliary equipment structure Elevations Sheet 1	STRUCTURAL - 1	vendor	3/15/2013	Approval	w
6007-PLN-AGE-25-54-4046	Field Alpha STG auxiliary equipment structure Elevations Sheet 2	STRUCTURAL - 1	vendor	3/15/2013	Approval	w
6007-PLN-AGE-25-54-4047	Field Alpha STG auxiliary equipment structure Elevations Sheet 3	STRUCTURAL - 1	vendor	3/15/2013	Approval	w
6007-PLN-AGE-25-54-4048	Field Alpha STG auxiliary equipment structure Misc Details	STRUCTURAL - 1	vendor	3/15/2013	Approval	w
6007-PLN-AGE-25-54-4049	Field Alpha STG auxiliary equipment structure Anchor Plates Details	STRUCTURAL - 1	vendor	3/15/2013	Approval	w
6007-PLN-AGE-25-54-4050	Field Alpha STG auxiliary equipment structure Stair schematics	STRUCTURAL - 1	vendor	3/15/2013	Approval	w
6007-PLN-AGE-25-54-4051	Field Alpha STG auxiliary equipment structure Column schedule	STRUCTURAL - 1	vendor	3/15/2013	Approval	w
6007-PLN-AGE-25-54-8000	Field Beta STG auxiliary equipment structure Beta Cover Sheet	STRUCTURAL - 1	vendor	3/15/2013	Approval	w
6007-PLN-AGE-25-54-8020	Field Beta STG auxiliary equipment structure Beta General Notes	STRUCTURAL - 1	vendor	3/15/2013	Approval	w
6007-PLN-AGE-25-54-8040	Field Beta STG auxiliary equipment structure Plan @El 2081.93' @El 2086.50'	STRUCTURAL - 1	vendor	3/15/2013	Approval	w
6007-PLN-AGE-25-54-8041	Field Beta STG auxiliary equipment structure Plan @El 2094.50' @El 2099'	STRUCTURAL - 1	vendor	3/15/2013	Approval	w
6007-PLN-AGE-25-54-8042	Field Beta STG auxiliary equipment structure Plan @El 2116.25'	STRUCTURAL - 1	vendor	3/15/2013	Approval	w
6007-PLN-AGE-25-54-8043	Field Beta STG auxiliary equipment structure Plan @El 2122'	STRUCTURAL - 1	vendor	3/15/2013	Approval	w
6007-PLN-AGE-25-54-8044	Field Beta STG auxiliary equipment structure Plan @El 2131.84'; 2146.98' 2158.17'	STRUCTURAL - 1	vendor	3/15/2013	Approval	w
6007-PLN-AGE-25-54-8045	Field Beta STG auxiliary equipment structure Elevations Sheet 1	STRUCTURAL - 1	vendor	3/15/2013	Approval	w
6007-PLN-AGE-25-54-8046	Field Beta STG auxiliary equipment structure Elevations Sheet 2	STRUCTURAL - 1	vendor	3/15/2013	Approval	w
6007-PLN-AGE-25-54-8047	Field Beta STG auxiliary equipment structure Elevations Sheet 3	STRUCTURAL - 1	vendor	3/15/2013	Approval	w
6007-PLN-AGE-25-54-8048	Field Beta STG auxiliary equipment structure Misc Details	STRUCTURAL - 1	vendor	3/15/2013	Approval	w
6007-PLN-AGE-25-54-8049	Field Beta STG auxiliary equipment structure Anchor Plates Details	STRUCTURAL - 1	vendor	3/15/2013	Approval	w
6007-PLN-AGE-25-54-8050	Field Beta STG auxiliary equipment structure Stair schematics	STRUCTURAL - 1	vendor	3/15/2013	Approval	w
6007-PLN-AGE-25-54-8051	Field Beta STG auxiliary equipment structure Column schedule	STRUCTURAL - 1	vendor	3/15/2013	Approval	w
na	Additional calculaitons BV PC2	STRUCTURAL - 1	vendor	3/15/2013	Approval	w
na	ANCHOR BOLTS	STRUCTURAL - 1	vendor	3/15/2013	Approval	w
na	Responses to BV PC2	STRUCTURAL - 1	vendor	3/15/2013	Approval	w
6007-CAL-AGE-58-52-3450	Calculation report for Rack 2 foundations	STRUCTURAL - 1	vendor	3/15/2013	Approval	w
6007-PLN-AGE-58-52-3450	HTF -2 Piperack Foundation Cover Sheet	STRUCTURAL - 1	vendor	3/15/2013	Approval	w
6007-PLN-AGE-58-52-3451	HTF -2 Piperack Foundation General Notes	STRUCTURAL - 1	vendor	3/15/2013	Approval	w
6007-PLN-AGE-58-52-3452	HTF -2 Piperack Foundation Plan View	STRUCTURAL - 1	vendor	3/15/2013	Approval	w
6007-PLN-AGE-58-52-3453	HTF -2 Piperack Foundation Sections & Details	STRUCTURAL - 1	vendor	3/15/2013	Approval	w
6007-PLN-AGE-58-52-3454	HTF -2 Piperack Foundation Table data & Details	STRUCTURAL - 1	vendor	3/15/2013	Approval	w
6007-PLN-AGE-58-52-3455	HTF -2 Piperack Foundation Section & Details 1	STRUCTURAL - 1	vendor	3/15/2013	Approval	w
6007-PLN-AGE-58-52-3456	HTF -2 Piperack Foundation Section & Details 2	STRUCTURAL - 1	vendor	3/15/2013	Approval	w
6007-PLN-AGE-58-52-3457	HTF -2 Piperack Foundation Section & Details 3	STRUCTURAL - 1	vendor	3/15/2013	Approval	w
6007-PLN-AGE-58-52-3458	HTF -2 Piperack Foundation Section & Details 4	STRUCTURAL - 1	vendor	3/15/2013	Approval	w
6007-PLN-A GE-58-52-3459	HTF -2 Piperack Foundation Section & Details 5	STRUCTURAL - 1	vendor	3/15/2013	Approval	w
6007-PLN-A GE-58-52-3460	HTF -2 Piperack Foundation Section & Details 6	STRUCTURAL - 1	vendor	3/15/2013	Approval	w
Responses to BV Foundations 2	Responses to BV Foundations 2	STRUCTURAL - 1	vendor	3/15/2013	Approval	w
6007-CAL-AGE-58-52-7450	Calculation report for Rack 2 foundations	STRUCTURAL - 1	vendor	3/15/2013	Approval	w
6007-PLN-AGE-58-52-7450	HTF -2 Piperack Foundation Cover Sheet	STRUCTURAL - 1	vendor	3/15/2013	Approval	w
6007-PLN-AGE-58-52-7451	HTF -2 Piperack Foundation General Notes	STRUCTURAL - 1	vendor	3/15/2013	Approval	w
6007-PLN-AGE-58-52-7452	HTF -2 Piperack Foundation Plan View	STRUCTURAL - 1	vendor	3/15/2013	Approval	w
6007-PLN-AGE-58-52-7453	HTF -2 Piperack Foundation Sections & Details	STRUCTURAL - 1	vendor	3/15/2013	Approval	w
6007-PLN-AGE-58-52-7454	HTF -2 Piperack Foundation Table data & Details	STRUCTURAL - 1	vendor	3/15/2013	Approval	w
6007-PLN-AGE-58-52-7455	HTF -2 Piperack Foundation Section & Details 1	STRUCTURAL - 1	vendor	3/15/2013	Approval	w
6007-PLN-AGE-58-52-7456	HTF -2 Piperack Foundation Section & Details 2	STRUCTURAL - 1	vendor	3/15/2013	Approval	w
6007-PLN-AGE-58-52-7457	HTF -2 Piperack Foundation Section & Details 3	STRUCTURAL - 1	vendor	3/15/2013	Approval	w
6007-PLN-AGE-58-52-7458	HTF -2 Piperack Foundation Sections & Details 4	STRUCTURAL - 1	vendor	3/15/2013	Approval	w
6007-PLN-AGE-58-52-7459	HTF -2 Piperack Foundation Sections & Details 5	STRUCTURAL - 1	vendor	3/15/2013	Approval	w
6007-PLN-AGE-58-52-7460	HTF -2 Piperack Foundation Sections & Details 6	STRUCTURAL - 1	vendor	3/15/2013	Approval	w
6007-CAL-AGE-58-53-2400	Calculation Report for North Underground crossing Alpha Plant	STRUCTURAL - 1	vendor	3/15/2013	Approval	w
6007-CAL-AGE-58-53-2450	Calculation Report for South Underground crossing Alpha Plant	STRUCTURAL - 1	vendor	3/15/2013	Approval	w
6007-PLN-AGE-58-53-2400	HTF North Underground Crossing Cover Sheet	STRUCTURAL - 1	vendor	3/15/2013	Approval	w
6007-PLN-AGE-58-53-2401	HTF North Underground Crossing General Notes	STRUCTURAL - 1	vendor	3/15/2013	Approval	w
6007-PLN-AGE-58-53-2402	HTF North Underground Crossing Geometrical definition	STRUCTURAL - 1	vendor	3/15/2013	Approval	w
6007-PLN-AGE-58-53-2403	HTF North Underground Crossing Reinforcement definition	STRUCTURAL - 1	vendor	3/15/2013	Approval	w
6007-PLN-AGE-58-53-2404	HTF North Underground Crossing Walls Reinforcement definition	STRUCTURAL - 1	vendor	3/15/2013	Approval	w
6007-PLN-AGE-58-53-2405	HTF North Underground Crossing Mat Foundation Reinforcement	STRUCTURAL - 1	vendor	3/15/2013	Approval	w
6007-PLN-AGE-58-53-2406	HTF North Underground Crossing Slabs definition I	STRUCTURAL - 1	vendor	3/15/2013	Approval	w
6007-PLN-AGE-58-53-2407	HTF North Underground Crossing Slabs definition II	STRUCTURAL - 1	vendor	3/15/2013	Approval	w
6007-PLN-AGE-58-53-2408	HTF North Underground Crossing Plan sections & Details for Sleepers	STRUCTURAL - 1	vendor	3/15/2013	Approval	w
6007-PLN-AGE-58-53-2409	HTF North Underground Crossing Gatehause Foundations	STRUCTURAL - 1	vendor	3/15/2013	Approval	w
6007-PLN-AGE-58-53-2410	HTF North Underground Crossing details	STRUCTURAL - 1	vendor	3/15/2013	Approval	w
6007-PLN-AGE-58-53-2450	HTF South Underground Crossing Cover Sheet	STRUCTURAL - 1	vendor	3/15/2013	Approval	w
6007-PLN-AGE-58-53-2451	HTF South Underground Crossing General Notes	STRUCTURAL - 1	vendor	3/15/2013	Approval	w
6007-PLN-AGE-58-53-2452	HTF South Underground Crossing Geometrical definition	STRUCTURAL - 1	vendor	3/15/2013	Approval	w
6007-PLN-AGE-58-53-2453	HTF South Underground Crossing Reinforcement definition	STRUCTURAL - 1	vendor	3/15/2013	Approval	w
6007-PLN-AGE-58-53-2454	HTF South Underground Crossing Walls Reinforcement definition	STRUCTURAL - 1	vendor	3/15/2013	Approval	w
6007-PLN-AGE-58-53-2455	HTF South Underground Crossing Mat Foundation Reinforcement	STRUCTURAL - 1	vendor	3/15/2013	Approval	w
6007-PLN-AGE-58-53-2456	HTF South Underground Crossing Slabs definition I	STRUCTURAL - 1	vendor	3/15/2013	Approval	w
6007-PLN-AGE-58-53-2457	HTF South Underground Crossing Slabs definition II	STRUCTURAL - 1	vendor	3/15/2013	Approval	w

Compliance No.:	GEN-2					
Job :	Mojave Solar Project					
Date: 2/17/11	Description: Structural Master Drawing List					
Sheet No.	Description	Applicable Condition of Certification	Vendor Supplied or EOR	Submittal Date	Reason for Submittal	Revision
6007-PLN-AGE-58-53-2458	HTF South Underground Crossing Plan sections & Details for Sleepers	STRUCTURAL - 1	vendor	3/15/2013	Approval	w
6007-PLN-AGE-58-53-2459	HTF South Underground Crossing Gatehause Foundations	STRUCTURAL - 1	vendor	3/15/2013	Approval	w
6007-PLN-AGE-58-53-2460	HTF South Underground Crossing details	STRUCTURAL - 1	vendor	3/15/2013	Approval	w
6007-CAL-AGE-58-54-4500	Calculation Report for for HTF north underground gatehouses	STRUCTURAL - 1	vendor	3/15/2013	Approval	w
6007-CAL-AGE-58-54-4510	Calculation Report for for HTF south underground gatehouses	STRUCTURAL - 1	vendor	3/15/2013	Approval	w
6007-PLN-AGE-58-54-4500	HTF north underground gatehouses Cover Sheet	STRUCTURAL - 1	vendor	3/15/2013	Approval	w
6007-PLN-AGE-58-54-4501	HTF north underground gatehouses General notes	STRUCTURAL - 1	vendor	3/15/2013	Approval	w
6007-PLN-AGE-58-54-4502	HTF north underground gatehouses Gate house NW & NE frames & Details	STRUCTURAL - 1	vendor	3/15/2013	Approval	w
6007-PLN-AGE-58-54-4503	HTF north underground gatehouses Gate house NW & NE Architecture	STRUCTURAL - 1	vendor	3/15/2013	Approval	w
6007-PLN-AGE-58-54-4504	HTF north underground gatehouses Gate house NW & NE Details	STRUCTURAL - 1	vendor	3/15/2013	Approval	w
6007-PLN-AGE-58-54-4505	HTF north underground gatehouses Gate house NW & NE Details	STRUCTURAL - 1	vendor	3/15/2013	Approval	w
6007-PLN-AGE-58-54-4510	HTF south underground gatehouses Cover Sheet	STRUCTURAL - 1	vendor	3/15/2013	Approval	w
6007-PLN-AGE-58-54-4511	HTF south underground gatehouses General notes	STRUCTURAL - 1	vendor	3/15/2013	Approval	w
6007-PLN-AGE-58-54-4512	HTF south underground gatehouses Gate house SW & SE frames & Details	STRUCTURAL - 1	vendor	3/15/2013	Approval	w
6007-PLN-AGE-58-54-4513	HTF south underground gatehouses Gate house SW & SE Architecture	STRUCTURAL - 1	vendor	3/15/2013	Approval	w
6007-PLN-AGE-58-54-4514	HTF south underground gatehouses Gate house SW & SE Details	STRUCTURAL - 1	vendor	3/15/2013	Approval	w
6007-PLN-AGE-58-54-4515	HTF south underground gatehouses Gate house SW & SE Details	STRUCTURAL - 1	vendor	3/15/2013	Approval	w
na	Plan Check Reply 130219	STRUCTURAL - 1	vendor	3/15/2013	Approval	w
6007-CAL-AGE-25-52-4020	STG Auxiliary equipment platformfoundation. Calculation report. Alpha plant	STRUCTURAL - 1	vendor	3/15/2013	Approval	w
6007-PLN-AGE-25-52-4100	STG Auxiliary equipment platformfoundation. Cover sheet. Alpha plant	STRUCTURAL - 1	vendor	3/15/2013	Approval	w
6007-PLN-AGE-25-52-4120	STG Auxiliary equipment platformfoundation. General notes. Alpha plant	STRUCTURAL - 1	vendor	3/15/2013	Approval	w
6007-PLN-AGE-25-52-4140	STG Auxiliary equipment platformfoundation. Plan columns position. Alpha plant	STRUCTURAL - 1	vendor	3/15/2013	Approval	w
6007-PLN-AGE-25-52-4141	STG Auxiliary equipment platformfoundation. Plan bottom longitudinal reinforcement. Alpha plant	STRUCTURAL - 1	vendor	3/15/2013	Approval	w
6007-PLN-AGE-25-52-4142	STG Auxiliary equipment platformfoundation. Plan bottom transversal reinforcement. Alpha plant	STRUCTURAL - 1	vendor	3/15/2013	Approval	w
6007-PLN-AGE-25-52-4160	STG Auxiliary equipment platformfoundation. Details. Alpha plant	STRUCTURAL - 1	vendor	3/15/2013	Approval	w
6007-PLN-AGE-25-52-4161	STG Auxiliary equipment platformfoundation. Details. Alpha plant	STRUCTURAL - 1	vendor	3/15/2013	Approval	w
6007-PLN-AGE-25-52-4162	STG Auxiliary equipment platformfoundation. Drainage. Alpha plant	STRUCTURAL - 1	vendor	3/15/2013	Approval	w
6007-PLN-AGE-25-52-4163	STG Auxiliary equipment platformfoundation. Anchor bolts details. Alpha plant	STRUCTURAL - 1	vendor	3/15/2013	Approval	w
6007-CAL-AGE-25-52-8020	STG Auxiliary equipment platformfoundation. Calculation report. Beta plant	STRUCTURAL - 1	vendor	3/15/2013	Approval	w
6007-PLN-AGE-25-52-8100	STG Auxiliary equipment platformfoundation. Cover sheet. Beta plant	STRUCTURAL - 1	vendor	3/15/2013	Approval	w
6007-PLN-AGE-25-52-8120	STG Auxiliary equipment platformfoundation. General notes. Beta plant	STRUCTURAL - 1	vendor	3/15/2013	Approval	w
6007-PLN-AGE-25-52-8140	STG Auxiliary equipment platformfoundation. Plan columns position. Beta plant	STRUCTURAL - 1	vendor	3/15/2013	Approval	w
6007-PLN-AGE-25-52-8141	STG Auxiliary equipment platformfoundation. Plan bottom longitudinal reinforcement. Beta plant	STRUCTURAL - 1	vendor	3/15/2013	Approval	w
6007-PLN-AGE-25-52-8142	STG Auxiliary equipment platformfoundation. Plan bottom transversal reinforcement. Beta plant	STRUCTURAL - 1	vendor	3/15/2013	Approval	w
6007-PLN-AGE-25-52-8160	STG Auxiliary equipment platformfoundation. Details. Beta plant	STRUCTURAL - 1	vendor	3/15/2013	Approval	w
6007-PLN-AGE-25-52-8161	STG Auxiliary equipment platformfoundation. Details. Beta plant	STRUCTURAL - 1	vendor	3/15/2013	Approval	w
6007-PLN-AGE-25-52-8162	STG Auxiliary equipment platformfoundation. Drainage. Beta plant	STRUCTURAL - 1	vendor	3/15/2013	Approval	w
6007-PLN-AGE-25-52-8163	STG Auxiliary equipment platformfoundation. Anchor bolts details. Beta plant	STRUCTURAL - 1	vendor	3/15/2013	Approval	w
na	Anchor Design	STRUCTURAL - 1	vendor	3/15/2013	Approval	w
na	Responses	STRUCTURAL - 1	vendor	3/15/2013	Approval	w
6007-AGE-00-50-S001	General Civil and Structural Notes	STRUCTURAL - 1	vendor	3/15/2013	Approval	w
6007-AGE-00-50-S002	Typical Ladder, Safety Cage, and Safety Gate Details	STRUCTURAL - 1	vendor	3/15/2013	Approval	w
6007-AGE-00-50-S003	Typical Pipe, Handrail, Stairway, and Grating Details	STRUCTURAL - 1	vendor	3/15/2013	Approval	w
6007-AGE-00-50-S004	Standard Base Plate Details and Standard Shear Key Details	STRUCTURAL - 1	vendor	3/15/2013	Approval	w
6007-PLN-AGE-00-50-C001	Anchor Rod Assemblies and Details	STRUCTURAL - 1	vendor	3/15/2013	Approval	w
6007-PLN-AGE-58-52-3400	HTF-1 piperack foundation. Alpha. Cover Sheet	STRUCTURAL - 1	vendor	3/15/2013	Approval	w
6007-PLN-AGE-58-52-3402	HTF-1 piperack foundation.Alpha. Support found. plan	STRUCTURAL - 1	vendor	3/15/2013	Approval	w
6007-PLN-AGE-58-52-3403	HTF-1 piperack foundation. Alpha. Data table	STRUCTURAL - 1	vendor	3/15/2013	Approval	w
6007-PLN-AGE-58-52-3404	HTF-1 piperack foundation. Alpha plant. Sections & Details I	STRUCTURAL - 1	vendor	3/15/2013	Approval	w
6007-PLN-AGE-58-52-3405	HTF-1 piperack foundation. Alpha plant. Sections & details II	STRUCTURAL - 1	vendor	3/15/2013	Approval	w
6007-PLN-AGE-58-52-3406	HTF-1 piperack foundation. Alpha plant. Sections & details III	STRUCTURAL - 1	vendor	3/15/2013	Approval	w
6007-PLN-AGE-58-52-3408	HTF-1 piperack foundation. Alpha plant. Sections & details V	STRUCTURAL - 1	vendor	3/15/2013	Approval	w
Additional Columns	Additional Columns	STRUCTURAL - 1	vendor	3/15/2013	Approval	w
6007-PLN-AGE-25-54-4500	STG Auxiliary equipment structure Cover Sheet	STRUCTURAL - 1	vendor	3/15/2013	Approval	w
6007-PLN-AGE-25-54-4501	STG Auxiliary equipment structure General Notes	STRUCTURAL - 1	vendor	3/15/2013	Approval	w
6007-PLN-AGE-25-54-4502	STG Auxiliary equipment structure Elevations I	STRUCTURAL - 1	vendor	3/15/2013	Approval	w
6007-PLN-AGE-25-54-4503	STG Auxiliary equipment structure Elevations II	STRUCTURAL - 1	vendor	3/15/2013	Approval	w
6007-PLN-AGE-25-54-4504	STG Auxiliary equipment structure Elevations III	STRUCTURAL - 1	vendor	3/15/2013	Approval	w
6007-PLN-AGE-25-54-4505	STG Auxiliary equipment structure BCP & BT Connections	STRUCTURAL - 1	vendor	3/15/2013	Approval	w
6007-PLN-AGE-25-54-4506	STG Auxiliary equipment structure CH & CR Connections	STRUCTURAL - 1	vendor	3/15/2013	Approval	w
6007-PLN-AGE-25-54-4507	STG Auxiliary equipment structure JT & JB Connections	STRUCTURAL - 1	vendor	3/15/2013	Approval	w
6007-PLN-AGE-25-54-4508	STG Auxiliary equipment structure Plan @El	STRUCTURAL - 1	vendor	3/15/2013	Approval	w
6007-PLN-AGE-25-54-4509	STG Auxiliary equipment structure Plan @El	STRUCTURAL - 1	vendor	3/15/2013	Approval	w
6007-PLN-AGE-25-54-4510	STG Auxiliary equipment structure Plan @El	STRUCTURAL - 1	vendor	3/15/2013	Approval	w
6007-PLN-AGE-25-54-4511	STG Auxiliary equipment structure Plan @El	STRUCTURAL - 1	vendor	3/15/2013	Approval	w
6007-PLN-AGE-25-54-4512	STG Auxiliary equipment structure Plan @El	STRUCTURAL - 1	vendor	3/15/2013	Approval	w
6007-PLN-AGE-25-54-4513	STG Auxiliary equipment structure GP Connections	STRUCTURAL - 1	vendor	3/15/2013	Approval	w
6007-PLN-AGE-25-54-4514	STG Auxiliary equipment Structure JBP GF & GE Connections	STRUCTURAL - 1	vendor	3/15/2013	Approval	w
6007-PLN-AGE-25-54-4515	STG Auxiliary equipment structure BCF Connections	STRUCTURAL - 1	vendor	3/15/2013	Approval	w
6007-PLN-AGE-25-54-4516	STG Auxiliary equipment structure Column Splices I	STRUCTURAL - 1	vendor	3/15/2013	Approval	w
6007-PLN-AGE-25-54-4517	STG Auxiliary equipment structure Column Splices II	STRUCTURAL - 1	vendor	3/15/2013	Approval	w
6007-PLN-AGE-25-54-4518	STG Auxiliary equipment structure Column Splices III	STRUCTURAL - 1	vendor	3/15/2013	Approval	w
6007-CAL-AGE-25-51-4004	Calculation report for STG Auxiliary equipment structure	STRUCTURAL - 1	vendor	3/15/2013	Approval	w
6007-PLN-AGE-25-54-8500	STG Auxiliary equipment structure Cover Sheet	STRUCTURAL - 1	vendor	3/15/2013	Approval	w
6007-PLN-AGE-25-54-8501	STG Auxiliary equipment structure General Notes	STRUCTURAL - 1	vendor	3/15/2013	Approval	w
6007-PLN-AGE-25-54-8502	STG Auxiliary equipment structure Elevations I	STRUCTURAL - 1	vendor	3/15/2013	Approval	w
6007-PLN-AGE-25-54-8503	STG Auxiliary equipment structure Elevations II	STRUCTURAL - 1	vendor	3/15/2013	Approval	w
6007-PLN-AGE-25-54-8504	STG Auxiliary equipment structure Elevations III	STRUCTURAL - 1	vendor	3/15/2013	Approval	w
6007-PLN-AGE-25-54-8505	STG Auxiliary equipment structure BCP & BT Connections	STRUCTURAL - 1	vendor	3/15/2013	Approval	w
6007-PLN-AGE-25-54-8506	STG Auxiliary equipment structure CH & CR Connections	STRUCTURAL - 1	vendor	3/15/2013	Approval	w
6007-PLN-AGE-25-54-8507	STG Auxiliary equipment structure JT & JB Connections	STRUCTURAL - 1	vendor	3/15/2013	Approval	w
6007-PLN-AGE-25-54-8508	STG Auxiliary equipment structure Plan @El	STRUCTURAL - 1	vendor	3/15/2013	Approval	w

ABENER TEYMA MOJAVE

Compliance No.:	GEN-2					
Job :	Mojave Solar Project					
Date: 2/17/11	Description: Structural Master Drawing List					
Sheet No.	Description	Applicable Condition of Certification	Vendor Supplied or EOR	Submittal Date	Reason for Submittal	Revision
6007-PLN-AGE-25-54-8509	STG Auxiliary equipment structure Plan @El	STRUCTURAL - 1	vendor	3/15/2013	Approval	w
6007-PLN-AGE-25-54-8510	STG Auxiliary equipment structure Plan @El	STRUCTURAL - 1	vendor	3/15/2013	Approval	w
6007-PLN-AGE-25-54-8511	STG Auxiliary equipment structure Plan @El	STRUCTURAL - 1	vendor	3/15/2013	Approval	w
6007-PLN-AGE-25-54-8512	STG Auxiliary equipment structure Plan @El	STRUCTURAL - 1	vendor	3/15/2013	Approval	w
6007-PLN-AGE-25-54-8513	STG Auxiliary equipment structure GP Connections	STRUCTURAL - 1	vendor	3/15/2013	Approval	w
6007-PLN-AGE-25-54-8514	STG Auxiliary equipment Structure JBP GF & GE Connections	STRUCTURAL - 1	vendor	3/15/2013	Approval	w
6007-PLN-AGE-25-54-8515	STG Auxiliary equipment structure BCF Connections	STRUCTURAL - 1	vendor	3/15/2013	Approval	w
6007-PLN-AGE-25-54-8516	STG Auxiliary equipment structure Column Splices I	STRUCTURAL - 1	vendor	3/15/2013	Approval	w
6007-PLN-AGE-25-54-8517	STG Auxiliary equipment structure Column Splices II	STRUCTURAL - 1	vendor	3/15/2013	Approval	w
6007-PLN-AGE-25-54-8518	STG Auxiliary equipment structure Column Splices III	STRUCTURAL - 1	vendor	3/15/2013	Approval	w
6007-CAL-AGE-25-51-8004	Calculation report for STG Auxiliary equipment structure	STRUCTURAL - 1	vendor	3/15/2013	Approval	w
na	BV Responses PC2	STRUCTURAL - 1	vendor	3/15/2013	Approval	w
rev0-FWE Evaporator Structural De	Structural Engineering Design Report	STRUCTURAL - 1	vendor	3/22/2013	Approval	w
-21-62-0003 Pump and Motor Anc	Seismic Calculations	STRUCTURAL - 1	vendor	3/22/2013	Approval	w
-CAL-ATE-17-62-0025 - 02-0739 -	COMPRESS Pressure Vessel Design Calculations	STRUCTURAL - 1	vendor	3/22/2013	Approval	w
6007-PLN-AGE-25-52-4100	STG Auxiliary equipment platformfoundation. Cover sheet. Alpha plant	STRUCTURAL - 1	vendor	3/22/2013	Approval	w
6007-PLN-AGE-25-52-4162	STG Auxiliary equipment platformfoundation. Drainage. Alpha plant	STRUCTURAL - 1	vendor	3/22/2013	Approval	w
6007-PLN-AGE-25-52-8100	STG Auxiliary equipment platformfoundation. Cover sheet. Beta plant	STRUCTURAL - 1	vendor	3/22/2013	Approval	w
6007-PLN-AGE-25-52-8162	STG Auxiliary equipment platformfoundation. Drainage. Beta plant	STRUCTURAL - 1	vendor	3/22/2013	Approval	w
LN-ATE-17-62-0024 - 02-0739 - Da	MV-317 drawings	STRUCTURAL - 1	vendor	3/22/2013	Approval	w
	Anchor Design	STRUCTURAL - 1	vendor	3/22/2013	Approval	w
E002587_anchor_bolt_110712.pdf	ANCHOR BOLT ANALYSIS REPORT	STRUCTURAL - 1	vendor	3/22/2013	Approval	w
E002587_seismic_110712.pdf	SEISMIC ANALYSIS REPORT	STRUCTURAL - 1	vendor	3/22/2013	Approval	w
MX-309	MX-309	STRUCTURAL - 1	vendor	3/22/2013	Approval	w
	Responses 2013-03-21	STRUCTURAL - 1	vendor	3/22/2013	Approval	w
6007-CAL-AGE-58-52-6505	Calculation Report for Centeral Plant, HTF Main Sleepers-pipes Supp. II Beta Plant	STRUCTURAL - 1	vendor	3/22/2013	Approval	w
6007-PLN-AGE-58-52-6507	Centeral Plant, HTF Main Sleepers-pipes Supp. II Beta Plant foundation plan	STRUCTURAL - 1	vendor	3/22/2013	Approval	w
6007-PLN-AGE-58-52-6509	Centeral Plant, HTF Main Sleepers-pipes Supp. II Beta Plant section and details II	STRUCTURAL - 1	vendor	3/22/2013	Approval	w
6007-PLN-AGE-58-52-6508	Centeral Plant, HTF Main Sleepers-pipes Supp. II Beta Plant section and details I	STRUCTURAL - 1	vendor	3/22/2013	Approval	w
6007-PLN-AGE-58-52-6506	Centeral Plant, HTF Main Sleepers-pipes Supp. II Beta Plant general notes	STRUCTURAL - 1	vendor	3/22/2013	Approval	w
6007-PLN-AGE-58-52-6505	Centeral Plant, HTF Main Sleepers-pipes Supp. II cover sheet	STRUCTURAL - 1	vendor	3/22/2013	Approval	w
6007-LIS-AGE-58-52-6505	Coordinates list for Central Plant, HTF Main Sleepers-Pipes Supp. III. Alpha Plant	STRUCTURAL - 1	vendor	3/22/2013	Approval	w
6007-PLN-ATD-23-57-C074	Mojave 230 KV, Substations Alpha and Beta Firewall MPT1 (F3)	STRUCTURAL - 1	vendor	3/25/2013	Approval	w
6007-PLN-AGE-68-55-4020	General Notes	STRUCTURAL - 1	vendor	3/21/2013	Approval	w
6007-PLN-AGE-68-55-4040	underground plan	STRUCTURAL - 1	vendor	3/21/2013	Approval	w
6007-PLN-AGE-68-55-4060	details	STRUCTURAL - 1	vendor	3/21/2013	Approval	w
6007-PLN-AGE-68-55-8000	Cover Sheet	STRUCTURAL - 1	vendor	3/21/2013	Approval	w
6007-PLN-AGE-68-55-8020	General Notes	STRUCTURAL - 1	vendor	3/21/2013	Approval	w
6007-PLN-AGE-68-55-8040	underground plan	STRUCTURAL - 1	vendor	3/21/2013	Approval	w
6007-PLN-AGE-68-55-8060	details I	STRUCTURAL - 1	vendor	3/21/2013	Approval	w
6007-PLN-AGE-00-31-1001	TRENCH DETAIL	STRUCTURAL - 1	vendor	3/22/2013	Approval	w
6007-PLN-AGE-58-31-1001	CONDUIT DETAILS	STRUCTURAL - 1	vendor	3/22/2013	Approval	w
6007-PLN-AGE-58-31-1002	MANHOLE DETAILS	STRUCTURAL - 1	vendor	3/22/2013	Approval	w
6007-PLN-AGE-58-31-1003	PULL BOX DETAILS	STRUCTURAL - 1	vendor	3/22/2013	Approval	w
6007-PLN-AGE-58-31-4221	ALPHA DUCT BANK PLANS	STRUCTURAL - 1	vendor	3/22/2013	Approval	w
6007-PLN-AGE-58-31-4222	ALPHA DUCT BANK PLANS	STRUCTURAL - 1	vendor	3/22/2013	Approval	w
6007-PLN-AGE-58-31-4223	ALPHA DUCT BANK PLANS	STRUCTURAL - 1	vendor	3/22/2013	Approval	w
6007-PLN-AGE-58-31-4224	ALPHA DUCT BANK PLANS	STRUCTURAL - 1	vendor	3/22/2013	Approval	w
6007-PLN-AGE-58-31-4231	SECTION DETAILS	STRUCTURAL - 1	vendor	3/22/2013	Approval	w
6007-PLN-AGE-58-31-4241	PROFILES	STRUCTURAL - 1	vendor	3/22/2013	Approval	w
6007-PLN-AGE-58-31-4251	MANHOLE DETAILS	STRUCTURAL - 1	vendor	3/22/2013	Approval	w
6007-PLN-AGE-58-31-8261	BETA DUCT BANK PLANS	STRUCTURAL - 1	vendor	3/22/2013	Approval	w
6007-PLN-AGE-58-31-8622	BETA DUCT BANK PLANS	STRUCTURAL - 1	vendor	3/22/2013	Approval	w
6007-PLN-AGE-58-31-8623	BETA DUCT BANK PLANS	STRUCTURAL - 1	vendor	3/22/2013	Approval	w
6007-PLN-AGE-58-31-8624	BETA DUCT BANK PLANS	STRUCTURAL - 1	vendor	3/22/2013	Approval	w
6007-PLN-AGE-58-31-8631	SECTION DETAILS	STRUCTURAL - 1	vendor	3/22/2013	Approval	w
6007-PLN-AGE-58-31-8641	PROFILES	STRUCTURAL - 1	vendor	3/22/2013	Approval	w
6007-PLN-AGE-58-31-8651	MANHOLE DETAILS	STRUCTURAL - 1	vendor	3/22/2013	Approval	w
6007-CAL-AGE-58-52-3410	CALCULATION	STRUCTURAL - 1	vendor	3/22/2013	Approval	w
6007-PLN-AGE-58-52-3410	COVER	STRUCTURAL - 1	vendor	3/22/2013	Approval	w
6007-PLN-AGE-58-52-3411	GENERAL NOTES	STRUCTURAL - 1	vendor	3/22/2013	Approval	w
6007-PLN-AGE-58-52-3412	FOUNDATION PLAN	STRUCTURAL - 1	vendor	3/22/2013	Approval	w
6007-PLN-AGE-58-52-3413	DATA TABLE	STRUCTURAL - 1	vendor	3/22/2013	Approval	w
6007-PLN-AGE-58-52-3414	SECTION AND DETAILS I	STRUCTURAL - 1	vendor	3/22/2013	Approval	w
6007-PLN-AGE-58-52-3415	SECTION AND DETAILS II	STRUCTURAL - 1	vendor	3/22/2013	Approval	w
calculation Report for MV-317	Cal report for STG Auxiliary Equipment Structure Foundation Equipment MV-317, Mx-309 MZ-309Anchor Boldts	STRUCTURAL - 1	vendor	3/23/2013	Approval	w
calculation Report for MP-315A	Cal report for STG Auxiliary Equipment Structure Foundation Equipment MP-315A, MP-315B MV-301Anchor Boldts	STRUCTURAL - 1	vendor	3/23/2013	Approval	w
6007-CAL-AGE-58-52-7461	CALCULATION	STRUCTURAL - 1	vendor	3/23/2013	Approval	w
6007-PLN-AGE-58-52-7410	COVER	STRUCTURAL - 1	vendor	3/23/2013	Approval	w
6007-PLN-AGE-58-52-7411	GENERAL NOTES	STRUCTURAL - 1	vendor	3/23/2013	Approval	w
6007-PLN-AGE-58-52-7412	FOUNDATION PLAN	STRUCTURAL - 1	vendor	3/23/2013	Approval	w
6007-PLN-AGE-58-52-7413	DATA TABLE	STRUCTURAL - 1	vendor	3/23/2013	Approval	w
6007-PLN-AGE-58-52-7414	SECTION AND DETAILS I	STRUCTURAL - 1	vendor	3/23/2013	Approval	w
6007-PLN-AGE-58-52-7415	SECTION AND DETAILS II	STRUCTURAL - 1	vendor	3/23/2013	Approval	w
6007-CAL-AGE-58-52-3461	ALPHA CALCULATION BETA CALCULATION	STRUCTURAL - 1	vendor	3/23/2013	Approval	w
6007-CAL-AGE-58-52-7461	ALPHA COVER	STRUCTURAL - 1	vendor	3/23/2013	Approval	w
6007-PLN-AGE-58-52-3461	ALPHA GENERAL NOTES	STRUCTURAL - 1	vendor	3/23/2013	Approval	w
6007-PLN-AGE-58-52-3462	ALPHA PLAN AND DETAILS	STRUCTURAL - 1	vendor	3/23/2013	Approval	w
6007-PLN-AGE-58-52-3463	BETA COVER	STRUCTURAL - 1	vendor	3/23/2013	Approval	w
6007-PLN-AGE-58-52-7461	BETA GENERAL NOTES	STRUCTURAL - 1	vendor	3/23/2013	Approval	w
6007-PLN-AGE-58-52-7462	BETA PLAN AND DETAILS	STRUCTURAL - 1	vendor	3/23/2013	Approval	w
6007-PLN-AGE-58-52-7463	BETA PLAN AND DETAILS	STRUCTURAL - 1	vendor	3/23/2013	Approval	w

ABENER TEYMA
MOJAVE

Compliance No.:	GEN-2					
Job :	Mojave Solar Project					
Date: 2/17/11	Description: Structural Master Drawing List					
Sheet No.	Description	Applicable Condition of Certification	Vendor Supplied or EOR	Submittal Date	Reason for Submittal	Revision
6007-PLN-AGE-58-52-7453	HTF-2 Piperack foundation beta plant table 1	STRUCTURAL - 1	vendor	4/2/2013	Approval	w
Structural -S21	Generator Circuit Breaker Platform Foundation and Framing Plans	STRUCTURAL - 1	vendor	4/1/2013	Approval	1
6007-PLN-AGE-58-52-3410-R01	Cover sheet	STRUCTURAL - 1	vendor	4/5/2013	Approval	1
6007-PLN-AGE-58-52-3411-R01	Notes	STRUCTURAL - 1	vendor	4/5/2013	Approval	1
6007-PLN-AGE-58-52-3412-R01	Support foundation plan	STRUCTURAL - 1	vendor	4/5/2013	Approval	1
6007-PLN-AGE-58-52-3413-R01	Data table	STRUCTURAL - 1	vendor	4/5/2013	Approval	1
6007-PLN-AGE-58-52-3414-R01	Section and details I	STRUCTURAL - 1	vendor	4/5/2013	Approval	1
6007-PLN-AGE-58-52-3415-R01	Section and details II	STRUCTURAL - 1	vendor	4/5/2013	Approval	1
6007-CAL-AGE-58-52-3410-R01	Calculation report	STRUCTURAL - 1	vendor	4/5/2013	Approval	1
Plan Check Reply_STRUCT-1-12-01	Plan Check Reply_STRUCT-1-12-01	STRUCTURAL - 1	vendor	4/5/2013	Approval	1
6007-PLN-AGE-58-52-7410.R01	Cover sheet	STRUCTURAL - 1	vendor	4/5/2013	Approval	1
6007-PLN-AGE-58-52-7411.R01	Notes	STRUCTURAL - 1	vendor	4/5/2013	Approval	1
6007-PLN-AGE-58-52-7412.R01	Support foundation plan	STRUCTURAL - 1	vendor	4/5/2013	Approval	1
6007-PLN-AGE-58-52-7413.R01	Data table	STRUCTURAL - 1	vendor	4/5/2013	Approval	1
6007-PLN-AGE-58-52-7414.R01	Section and details I	STRUCTURAL - 1	vendor	4/5/2013	Approval	1
6007-PLN-AGE-58-52-7415.R01	Section and details II	STRUCTURAL - 1	vendor	4/5/2013	Approval	1
6007-CAL-AGE-58-52-7465-REV1	Calculation report	STRUCTURAL - 1	vendor	4/5/2013	Approval	1
Plan Check Reply_STRUCT-1-12-02	Plan Check Reply_STRUCT-1-12-02	STRUCTURAL - 1	vendor	4/5/2013	Approval	n/a
6007-CAL-AGE-58-52-3461	ALPHA CALCULATION	STRUCTURAL - 1	vendor	4/5/2013	Approval	1
6007-CAL-AGE-58-52-7461	BETA CALCULATION	STRUCTURAL - 1	vendor	4/5/2013	Approval	1
6007-PLN-AGE-58-52-3461	ALPHA COVER	STRUCTURAL - 1	vendor	4/5/2013	Approval	1
6007-PLN-AGE-58-52-3462	ALPHA GENERAL NOTES	STRUCTURAL - 1	vendor	4/5/2013	Approval	1
6007-PLN-AGE-58-52-3463	ALPHA PLAN AND DETAILS	STRUCTURAL - 1	vendor	4/5/2013	Approval	1
6007-PLN-AGE-58-52-7461	BETA COVER	STRUCTURAL - 1	vendor	4/5/2013	Approval	1
6007-PLN-AGE-58-52-7462	BETA GENERAL NOTES	STRUCTURAL - 1	vendor	4/5/2013	Approval	1
6007-PLN-AGE-58-52-7463	BETA PLAN AND DETAILS	STRUCTURAL - 1	vendor	4/5/2013	Approval	1
Plan Check Reply	Plan Check Reply	STRUCTURAL - 1	vendor	4/5/2013	Approval	1
6007-CAL-CTS-58-52-3000	STRUCTURAL CALCULATIONS	STRUCTURAL - 1	vendor	4/5/2013	Approval	0
6007-PLN-CTS-58-52-3000	GENERAL STRUCTURAL NOTES	STRUCTURAL - 1	vendor	4/5/2013	Approval	0
6007-PLN-CTS-58-52-3001	COLUMN / BASE PLATE PLAN	STRUCTURAL - 1	vendor	4/5/2013	Approval	0
6007-PLN-CTS-58-52-3002	2ND LEVEL FRAMING PLAN	STRUCTURAL - 1	vendor	4/5/2013	Approval	0
6007-PLN-CTS-58-52-3003	3RD & 4TH LEVEL FRAMING PLANS	STRUCTURAL - 1	vendor	4/5/2013	Approval	0
6007-PLN-CTS-58-52-3004	BRACED FRAME ELEVATIONS	STRUCTURAL - 1	vendor	4/5/2013	Approval	0
6007-PLN-CTS-58-52-3005	BRACED FRAME ELEVATIONS	STRUCTURAL - 1	vendor	4/5/2013	Approval	0
6007-PLN-CTS-58-52-3006	FRAMING DETAILS	STRUCTURAL - 1	vendor	4/5/2013	Approval	0
6007-PLN-CTS-58-52-3007	FRAMING DETAILS	STRUCTURAL - 1	vendor	4/5/2013	Approval	0
6007-PLN-CTS-58-52-3008	FRAMING DETAILS	STRUCTURAL - 1	vendor	4/5/2013	Approval	0
6007-CAL-CTS-58-52-7000	STRUCTURAL CALCULATIONS	STRUCTURAL - 1	vendor	4/5/2013	Approval	0
6007-PLN-CTS-58-52-7000	GENERAL STRUCTURAL NOTES	STRUCTURAL - 1	vendor	4/5/2013	Approval	0
6007-PLN-CTS-58-52-7001	COLUMN / BASE PLATE PLAN	STRUCTURAL - 1	vendor	4/5/2013	Approval	0
6007-PLN-CTS-58-52-7002	2ND LEVEL FRAMING PLAN	STRUCTURAL - 1	vendor	4/5/2013	Approval	0
6007-PLN-CTS-58-52-7003	3RD & 4TH LEVEL FRAMING PLANS	STRUCTURAL - 1	vendor	4/5/2013	Approval	0
6007-PLN-CTS-58-52-7004	BRACED FRAME ELEVATIONS	STRUCTURAL - 1	vendor	4/5/2013	Approval	0
6007-PLN-CTS-58-52-7005	BRACED FRAME ELEVATIONS	STRUCTURAL - 1	vendor	4/5/2013	Approval	0
6007-PLN-CTS-58-52-7006	FRAMING DETAILS	STRUCTURAL - 1	vendor	4/5/2013	Approval	0
6007-PLN-CTS-58-52-7007	FRAMING DETAILS	STRUCTURAL - 1	vendor	4/5/2013	Approval	0
6007-PLN-CTS-58-52-7008	FRAMING DETAILS	STRUCTURAL - 1	vendor	4/5/2013	Approval	0
6007-PLN-AGE-74-54-2020-R01	Cover sheet	STRUCTURAL - 1	vendor	4/8/2013	Approval	1
6007-PLN-AGE-74-54-2021-R01	General notes	STRUCTURAL - 1	vendor	4/8/2013	Approval	1
6007-PLN-AGE-74-54-2022-R01	Plan and base plate details	STRUCTURAL - 1	vendor	4/8/2013	Approval	1
6007-PLN-AGE-74-54-2023-R01	Elevations	STRUCTURAL - 1	vendor	4/8/2013	Approval	1
6007-CAL-AGE-74-54-2020-R01	Calculation report	STRUCTURAL - 1	vendor	4/8/2013	Approval	0
6007-PLN-AGE-74-54-6020-R01	Cover sheet	STRUCTURAL - 1	vendor	4/8/2013	Approval	0
6007-PLN-AGE-74-54-6021-R01	General notes	STRUCTURAL - 1	vendor	4/8/2013	Approval	0
6007-PLN-AGE-74-54-6022-R01	Plan and base plate details	STRUCTURAL - 1	vendor	4/8/2013	Approval	0
6007-PLN-AGE-74-54-6023-R01	Elevations	STRUCTURAL - 1	vendor	4/8/2013	Approval	0
6007-CAL-AGE-74-54-6020-R01	Calculation report	STRUCTURAL - 1	vendor	4/8/2013	Approval	0
6007-CAL-ABC-21-62-0003	Pump and Motor Anchorage Desing 1	STRUCTURAL - 1	vendor	4/11/2013	Approval	0
6007-CAL-AGE-25-52-4020	STG Auxiliary equipment platform foundation. Calculation report. Alpha plant	STRUCTURAL - 1	vendor	4/11/2013	Approval	4
6007-CAL-AGE-25-52-8020	STG Auxiliary equipment platform foundation. Calculation report. Beta plant	STRUCTURAL - 1	vendor	4/11/2013	Approval	4
6007-PLN-AGE-25-52-4100	STG Auxiliary equipment platform foundation. Cover sheet. Alpha plant	STRUCTURAL - 1	vendor	4/11/2013	Approval	5
6007-PLN-AGE-25-52-4120	STG Auxiliary equipment platform foundation. General notes. Alpha plant	STRUCTURAL - 1	vendor	4/11/2013	Approval	4
6007-PLN-AGE-25-52-4140	STG Auxiliary equipment platform foundation. Plan columns position. Alpha plant	STRUCTURAL - 1	vendor	4/11/2013	Approval	4
6007-PLN-AGE-25-52-4141	STG Auxiliary equipment platform foundation. Plan bottom longitudinal reinforcement. Alpha plant	STRUCTURAL - 1	vendor	4/11/2013	Approval	5
6007-PLN-AGE-25-52-4142	STG Auxiliary equipment platform foundation. Plan bottom transversal reinforcement. Alpha plant	STRUCTURAL - 1	vendor	4/11/2013	Approval	4
6007-PLN-AGE-25-52-4160	STG Auxiliary equipment platform foundation. Details. Alpha plant	STRUCTURAL - 1	vendor	4/11/2013	Approval	5
6007-PLN-AGE-25-52-4161	STG Auxiliary equipment platform foundation. Details. Alpha plant	STRUCTURAL - 1	vendor	4/11/2013	Approval	7
6007-PLN-AGE-25-52-4162	STG Auxiliary equipment platform foundation. Drainage. Alpha plant	STRUCTURAL - 1	vendor	4/11/2013	Approval	6
6007-PLN-AGE-25-52-4163	STG Auxiliary equipment platform foundation. Anchor bolts details. Alpha plant	STRUCTURAL - 1	vendor	4/11/2013	Approval	4
6007-PLN-AGE-25-52-8100	STG Auxiliary equipment platform foundation. Cover sheet. Beta plant	STRUCTURAL - 1	vendor	4/11/2013	Approval	5
6007-PLN-AGE-25-52-8120	STG Auxiliary equipment platform foundation. General notes. Beta plant	STRUCTURAL - 1	vendor	4/11/2013	Approval	4
6007-PLN-AGE-25-52-8140	STG Auxiliary equipment platform foundation. Plan columns position. Beta plant	STRUCTURAL - 1	vendor	4/11/2013	Approval	4
6007-PLN-AGE-25-52-8141	STG Auxiliary equipment platform foundation. Plan bottom longitudinal reinforcement. Beta plant	STRUCTURAL - 1	vendor	4/11/2013	Approval	5
6007-PLN-AGE-25-52-8142	STG Auxiliary equipment platform foundation. Plan bottom transversal reinforcement. Beta plant	STRUCTURAL - 1	vendor	4/11/2013	Approval	5
6007-PLN-AGE-25-52-8160	STG Auxiliary equipment platform foundation. Details. Beta plant	STRUCTURAL - 1	vendor	4/11/2013	Approval	5
6007-PLN-AGE-25-52-8161	STG Auxiliary equipment platform foundation. Details. Beta plant	STRUCTURAL - 1	vendor	4/11/2013	Approval	7
6007-PLN-AGE-25-52-8162	STG Auxiliary equipment platform foundation. Drainage. Beta plant	STRUCTURAL - 1	vendor	4/11/2013	Approval	6
6007-PLN-AGE-25-52-8163	STG Auxiliary equipment platform foundation. Anchor bolts details. Beta plant	STRUCTURAL - 1	vendor	4/11/2013	Approval	4
Anchor Design	Anchor Design	STRUCTURAL - 1	vendor	4/11/2013	Approval	0
tion Report MP-315A, MP-315B, M	Calculation report STG Auxiliary Equipment Structure Foundation Equipment MP-315A, MP-315B, MV-301 Anchor Bolts	STRUCTURAL - 1	vendor	4/11/2013	Approval	0
lation Report MV-317, MX-309, M	Calculation report STG Auxiliary Equipment Structure Foundation Equipment MV-317, MX-309, MZ-309 Anchor Bolts	STRUCTURAL - 1	vendor	4/11/2013	Approval	0
MX-309 anchor design	Anchor Design	STRUCTURAL - 1	vendor	4/11/2013	Approval	0

ABENER TEYMA
MOJAVE

Compliance No.:	GEN-2					
Job :	Mojave Solar Project					
Date: 2/17/11	Description: Structural Master Drawing List					
Sheet No.	Description	Applicable Condition of Certification	Vendor Supplied or EOR	Submittal Date	Reason for Submittal	Revision
6007-CAL-ATD-23-52-C070	Other Foundation Calculations	STRUCTURAL - 1	vendor	4/8/2013	Approval	n/a
6007-PLN-ATD-23-57-C074	Foundation Det. Fire wall MPT1	STRUCTURAL - 1	vendor	4/8/2013	Approval	2
6007-PLN-AGE-58-52-2470-R03	Cover sheet	STRUCTURAL - 1	vendor	4/9/2013	Approval	3
6007-PLN-AGE-58-52-2471-R03	General notes	STRUCTURAL - 1	vendor	4/9/2013	Approval	3
6007-PLN-AGE-58-52-2472-R03	Basin layout	STRUCTURAL - 1	vendor	4/9/2013	Approval	3
6007-PLN-AGE-58-52-2474-R03	Detail 2	STRUCTURAL - 1	vendor	4/9/2013	Approval	3
6007-PLN-AGE-58-52-2476-R00	Coordinates	STRUCTURAL - 1	vendor	4/9/2013	Approval	0
6007-PLN-AGE-58-52-6470-R03	Cover sheet	STRUCTURAL - 1	vendor	4/9/2013	Approval	3
6007-PLN-AGE-58-52-6471-R03	General notes	STRUCTURAL - 1	vendor	4/9/2013	Approval	3
6007-PLN-AGE-58-52-6472-R03	Basin layout	STRUCTURAL - 1	vendor	4/9/2013	Approval	3
6007-PLN-AGE-58-52-6474-R03	Detail 2	STRUCTURAL - 1	vendor	4/9/2013	Approval	3
6007-PLN-AGE-58-52-6476-R00	Coordinates	STRUCTURAL - 1	vendor	4/9/2013	Approval	0
6007-PLN-AGE-58-52-6500-R03	Cover sheet	STRUCTURAL - 1	vendor	4/9/2013	Approval	3
6007-PLN-AGE-58-52-6501-R02	General Notes	STRUCTURAL - 1	vendor	4/9/2013	Approval	2
6007-PLN-AGE-58-52-6502-R04	Foundation Plan	STRUCTURAL - 1	vendor	4/9/2013	Approval	4
6007-PLN-AGE-58-52-6503-R04	Section and Details I	STRUCTURAL - 1	vendor	4/9/2013	Approval	4
6007-PLN-AGE-58-52-6505-R02	Cover Sheet	STRUCTURAL - 1	vendor	4/9/2013	Approval	2
6007-PLN-AGE-58-52-6506-R02	General Notes	STRUCTURAL - 1	vendor	4/9/2013	Approval	2
6007-PLN-AGE-58-52-6507-R02	Foundation Plan	STRUCTURAL - 1	vendor	4/9/2013	Approval	2
6007-PLN-AGE-58-52-6508-R02	Section and Details I	STRUCTURAL - 1	vendor	4/9/2013	Approval	2
6007-PLN-AGE-58-52-6509-R03	Section and Details II	STRUCTURAL - 1	vendor	4/9/2013	Approval	3
6007-CAL-AGE-58-52-6500	Calculation Report	STRUCTURAL - 1	vendor	4/9/2013	Approval	0
6007-CAL-AGE-58-52-6505-R02	Calculation Report	STRUCTURAL - 1	vendor	4/9/2013	Approval	2
6007-LIS-AGE-58-52-6505-R02	Coordinates List	STRUCTURAL - 1	vendor	4/9/2013	Approval	2
6007-PLN-AGE-58-52-6400-RO3	Cover sheet	STRUCTURAL - 1	vendor	4/9/2013	Approval	3
6007-PLN-AGE-58-52-6401-R03	General Notes	STRUCTURAL - 1	vendor	4/9/2013	Approval	3
6007-PLN-AGE-58-52-6402-R03	Foundation Plan	STRUCTURAL - 1	vendor	4/9/2013	Approval	3
6007-PLN-AGE-58-52-6404-R04	Section and Details I	STRUCTURAL - 1	vendor	4/9/2013	Approval	4
6007-PLN-AGE-58-52-6405-R04	Section and Details II	STRUCTURAL - 1	vendor	4/9/2013	Approval	4
6007-CAL-AGE-58-52-6400-RO3	Calculation Report	STRUCTURAL - 1	vendor	4/9/2013	Approval	3
6007-LIS-AGE-58-52-6400-RO1	Coordinates List	STRUCTURAL - 1	vendor	4/9/2013	Approval	1
6007-CAL-AGE-57-52-6601-RO2	Coordinates List	STRUCTURAL - 1	vendor	4/9/2013	Approval	2
6007-PLN-AGE-57-52-6600-RO2	Cover Sheet	STRUCTURAL - 1	vendor	4/9/2013	Approval	2
6007-PLN-AGE-57-52-6601-RO2	General Notes	STRUCTURAL - 1	vendor	4/9/2013	Approval	2
6007-PLN-AGE-57-52-6602-RO2	East & West Area Foundations Plan	STRUCTURAL - 1	vendor	4/9/2013	Approval	2
6007-PLN-AGE-57-52-6603-RO2	North & South Area Foundations Plan	STRUCTURAL - 1	vendor	4/9/2013	Approval	2
6007-PLN-AGE-57-52-6604-RO2	Section & Details I	STRUCTURAL - 1	vendor	4/9/2013	Approval	2
6007-PLN-AGE-57-52-6605-RO2	Section & Details II	STRUCTURAL - 1	vendor	4/9/2013	Approval	2
6007-PLN-AGE-57-52-6606-RO2	Section & Details III	STRUCTURAL - 1	vendor	4/9/2013	Approval	2
6007-PLN-AGE-57-52-6607-RO2	Section & Details IV	STRUCTURAL - 1	vendor	4/9/2013	Approval	2
6007-PLN-AGE-57-52-6608-RO2	Section & Details V	STRUCTURAL - 1	vendor	4/9/2013	Approval	2
6007-PLN-AGE-57-52-6610-RO2	Section & Details VII	STRUCTURAL - 1	vendor	4/9/2013	Approval	2
6007-PLN-AGE-57-52-6611-RO0	Section & Details VIII	STRUCTURAL - 1	vendor	4/9/2013	Approval	0
6007-PLN-AGE-40-52-4100-R03	Cover sheet	STRUCTURAL - 1	vendor	4/9/2013	Approval	3
6007-PLN-AGE-40-52-4120-R03	General notes	STRUCTURAL - 1	vendor	4/9/2013	Approval	3
6007-PLN-AGE-40-52-4140-R03	Arrangment plan view	STRUCTURAL - 1	vendor	4/9/2013	Approval	3
6007-PLN-AGE-40-52-4141-R03	Mat bottom reinforcement	STRUCTURAL - 1	vendor	4/9/2013	Approval	3
6007-PLN-AGE-40-52-4142-R03	Mat top reinforcement	STRUCTURAL - 1	vendor	4/9/2013	Approval	3
6007-PLN-AGE-40-52-4143-R01	Extra top reinforcement	STRUCTURAL - 1	vendor	4/9/2013	Approval	1
6007-PLN-AGE-40-52-4144-R01	Extra bottom reinforcement	STRUCTURAL - 1	vendor	4/9/2013	Approval	1
6007-PLN-AGE-40-52-4145-R01	Mat reinforcement details	STRUCTURAL - 1	vendor	4/9/2013	Approval	1
6007-PLN-AGE-40-52-4150-R01	Drainage	STRUCTURAL - 1	vendor	4/9/2013	Approval	1
6007-PLN-AGE-40-52-4160-R01	Pier and rack support anchor layout	STRUCTURAL - 1	vendor	4/9/2013	Approval	1
6007-PLN-AGE-40-52-4161-R01	Pier and rack support anchor details	STRUCTURAL - 1	vendor	4/9/2013	Approval	1
6007-PLN-AGE-40-52-4162-R01	Anchor bolts. Assemblies and details	STRUCTURAL - 1	vendor	4/9/2013	Approval	1
6007-PLN-AGE-40-52-4163-R01	Skid and bench support layout	STRUCTURAL - 1	vendor	4/9/2013	Approval	1
6007-PLN-AGE-40-52-4164-R01	Skid support details	STRUCTURAL - 1	vendor	4/9/2013	Approval	1
6007-PLN-AGE-40-52-4173-R01	Skid support layout	STRUCTURAL - 1	vendor	4/9/2013	Approval	1
6007-CAL-AGE-40-52-4000	WTP foundation calc report	STRUCTURAL - 1	vendor	4/9/2013	Approval	3
6007-PLN-AGE-40-52-8100-R03	Cover sheet	STRUCTURAL - 1	vendor	4/9/2013	Approval	3
6007-PLN-AGE-40-52-8120-R03	General notes	STRUCTURAL - 1	vendor	4/9/2013	Approval	3
6007-PLN-AGE-40-52-8140-R03	Arrangment plan view	STRUCTURAL - 1	vendor	4/9/2013	Approval	3
6007-PLN-AGE-40-52-8141-R03	Mat bottom reinforcement	STRUCTURAL - 1	vendor	4/9/2013	Approval	3
6007-PLN-AGE-40-52-8142-R03	Mat top reinforcement	STRUCTURAL - 1	vendor	4/9/2013	Approval	3
6007-PLN-AGE-40-52-8143-R01	Extra top reinforcement	STRUCTURAL - 1	vendor	4/9/2013	Approval	1
6007-PLN-AGE-40-52-8144-R01	Extra bottom reinforcement	STRUCTURAL - 1	vendor	4/9/2013	Approval	1
6007-CAL-AGE-74-52-2000-R02	Calculation Report	STRUCTURAL - 1	vendor	4/9/2013	Approval	2
6007-PLN-AGE-74-52-2000-R01	Cover Sheet	STRUCTURAL - 1	vendor	4/9/2013	Approval	1
6007-PLN-AGE-74-52-2001-R01	General Notes	STRUCTURAL - 1	vendor	4/9/2013	Approval	1
6007-PLN-AGE-74-52-2002-R01	Plan Layout	STRUCTURAL - 1	vendor	4/9/2013	Approval	1
6007-PLN-AGE-74-52-2003-R01	Bottom Reinforcement Plan & Details	STRUCTURAL - 1	vendor	4/9/2013	Approval	1
6007-PLN-AGE-74-52-2004-R01	Top Reinforcement Plan & Details	STRUCTURAL - 1	vendor	4/9/2013	Approval	1
6007-PLN-AGE-74-52-2005-R01	Sections	STRUCTURAL - 1	vendor	4/9/2013	Approval	1
6007-PLN-AGE-74-52-2006-R01	Sections & Details	STRUCTURAL - 1	vendor	4/9/2013	Approval	1
6007-PLN-AGE-74-52-2007-R01	Pedestal Details	STRUCTURAL - 1	vendor	4/9/2013	Approval	1
6007-CAL-AGE-74-52-6000-R02	Calculation Report	STRUCTURAL - 1	vendor	4/9/2013	Approval	2
6007-PLN-AGE-74-52-6000-R01	Cover Sheet	STRUCTURAL - 1	vendor	4/9/2013	Approval	1
6007-PLN-AGE-74-52-6001-R01	General Notes	STRUCTURAL - 1	vendor	4/9/2013	Approval	1
6007-PLN-AGE-74-52-6002-R01	Plan Layout	STRUCTURAL - 1	vendor	4/9/2013	Approval	1
6007-PLN-AGE-74-52-6003-R01	Bottom Reinforcement Plan & Details	STRUCTURAL - 1	vendor	4/9/2013	Approval	1
6007-PLN-AGE-74-52-6004-R01	Top Reinforcement Plan & Details	STRUCTURAL - 1	vendor	4/9/2013	Approval	1
6007-PLN-AGE-74-52-6005-R01	Sections	STRUCTURAL - 1	vendor	4/9/2013	Approval	1

Compliance No.:	GEN-2					
Job :	Mojave Solar Project					
Date: 2/17/11	Description: Structural Master Drawing List					
Sheet No.	Description	Applicable Condition of Certification	Vendor Supplied or EOR	Submittal Date	Reason for Submittal	Revision
6007-PLN-AGE-74-52-6006-R01	Sections & Details	STRUCTURAL - 1	vendor	4/9/2013	Approval	1
6007-PLN-AGE-74-52-6007-R01	Pedestal Details	STRUCTURAL - 1	vendor	4/9/2013	Approval	1
6007-CAL-FWE-21-61-0005	Feedwater and Steam Pipng Stress Analysis Report	STRUCTURAL - 1	vendor	4/9/2013	Approval	0
6007-PLN-AGE-41-52-4000-R02	Cover sheet	STRUCTURAL - 1	vendor	4/10/2013	Approval	2
6007-PLN-AGE-41-52-4020-R02	General notes	STRUCTURAL - 1	vendor	4/10/2013	Approval	2
6007-PLN-AGE-41-52-4040-R03	Foundation Plan	STRUCTURAL - 1	vendor	4/10/2013	Approval	3
6007-CAL-AGE-41-52-4000-R04	Calculation report	STRUCTURAL - 1	vendor	4/10/2013	Approval	4
6007-PLN-AGE-41-52-8000-R02	Cover sheet	STRUCTURAL - 1	vendor	4/10/2013	Approval	2
6007-PLN-AGE-41-52-8020-R02	General notes	STRUCTURAL - 1	vendor	4/10/2013	Approval	2
6007-PLN-AGE-41-52-8040-R03	Foundation Plan	STRUCTURAL - 1	vendor	4/10/2013	Approval	3
6007-CAL-AGE-41-52-8000-R04	Calculation report	STRUCTURAL - 1	vendor	4/10/2013	Approval	4
6007-CAL-AGE-41-54-4000	Calculation report	STRUCTURAL - 1	vendor	4/10/2013	Approval	2
6007-CAL-AGE-41-54-8000	Calculation report	STRUCTURAL - 1	vendor	4/10/2013	Approval	2
6007-PLN-AGE-41-54-4000-R02	Cover sheet	STRUCTURAL - 1	vendor	4/10/2013	Approval	2
6007-PLN-AGE-41-54-4020-R02	General notes	STRUCTURAL - 1	vendor	4/10/2013	Approval	2
6007-PLN-AGE-41-54-4040-R02	Structure Plan	STRUCTURAL - 1	vendor	4/10/2013	Approval	2
6007-PLN-AGE-41-54-8000-R02	Cover sheet	STRUCTURAL - 1	vendor	4/10/2013	Approval	2
6007-PLN-AGE-41-54-8020-R02	General notes	STRUCTURAL - 1	vendor	4/10/2013	Approval	2
6007-PLN-AGE-41-54-8040-R02	Structure Plan	STRUCTURAL - 1	vendor	4/10/2013	Approval	2
6007-PLN-AGE-41-57-4000-R00	Architectural details	STRUCTURAL - 1	vendor	4/10/2013	Approval	0
6007-PLN-AGE-41-57-8000-R00	Architectural details	STRUCTURAL - 1	vendor	4/10/2013	Approval	0
6007-CAL-ATD-23-33-E048	Mojave Substations Grounding Calculations	STRUCTURAL - 1	vendor	4/15/2013	Approval	0
6007-PLN-ATD-23-33-E041	Grounding Plan	STRUCTURAL - 1	vendor	4/15/2013	Approval	1
6007-PLN-ATD-23-33-E042	Grounding Details	STRUCTURAL - 1	vendor	4/15/2013	Approval	1
6007-PLN-ATD-23-33-E051	Duct Bank and Conduit Plan	STRUCTURAL - 1	vendor	4/15/2013	Approval	1
6007-PLN-ATD-23-32-E052	Duct Bank and Conduit Details	STRUCTURAL - 1	vendor	4/15/2013	Approval	0
6007-PLN-ATD-23-57-C091	Site preparation	STRUCTURAL - 1	vendor	4/15/2013	Approval	0
BV Comments-ATD struct 1-8.00	BV Comments-ATD struct 1-8.00 PC4 april12 grounding	STRUCTURAL - 1	vendor	4/15/2013	Approval	na
6007-PLN-ATD-23-02-E101	general installation relay house	STRUCTURAL - 1	vendor	4/15/2013	Approval	na
6007-INF-ATD-23-50-E002	MPT firewall detail	STRUCTURAL - 1	vendor	4/15/2013	Approval	A
6007-CAL-ATD-23-52-C070.Rev E	Other Foundation Calculations	STRUCTURAL - 1	vendor	4/15/2013	Approval	E
6007-PLN-ATD-23-57-C074.Rev 2	Foundation Det. Fire wall MPT1	STRUCTURAL - 1	vendor	4/15/2013	Approval	2
V comments Mojave SEfirewallApr1	Abengoa T&D responses	STRUCTURAL - 1	vendor	4/15/2013	Approval	na
Abengoa Mojave Solar memo #2	Explanation Memo #2	STRUCTURAL - 1	vendor	4/15/2013	Approval	na
bengoa T&D memo MPT Firewall ho	Explanation Memo #1	STRUCTURAL - 1	vendor	4/15/2013	Approval	na
6007-PLN-FWE-21-52-0102	PIPE SUPPORTS DETAILS BASE. PLATES AND ANCHOR RODS	STRUCTURAL - 1	vendor	4/16/2013	Approval	3
6007-PLN-FWE-21-54-0401	TYPICAL PIPE HANDRAIL, STAIRWAY AND GRATING DETAILS	STRUCTURAL - 1	vendor	4/16/2013	Approval	1
6007-PLN-FWE-21-54-0402	TYPICAL PIPE HANDRAIL, STAIRWAY AND GRATING DETAILS	STRUCTURAL - 1	vendor	4/16/2013	Approval	1
6007-PLN-FWE-21-54-0403	TYPICAL DETAILS	STRUCTURAL - 1	vendor	4/16/2013	Approval	1
6007-PLN-FWE-21-52-0002	Structural Base Loads	STRUCTURAL - 1	vendor	4/16/2013	Approval	3
6007-PLN-FWE-21-52-0003	Base Loads Table. Main & Auxiliary Platforms	STRUCTURAL - 1	vendor	4/16/2013	Approval	2
6007-PLN-FWE-21-52-0004	Base Loads Table. Piping Supports	STRUCTURAL - 1	vendor	4/16/2013	Approval	2
6007-PLN-FWE-21-52-0201	Equipment Base Loads Details	STRUCTURAL - 1	vendor	4/16/2013	Approval	4
6007-PLN-FWE-21-52-0202	Structural Base Loads Details	STRUCTURAL - 1	vendor	4/16/2013	Approval	4
6007-PLN-FWE-21-52-0211	Equipment Base Plate Details	STRUCTURAL - 1	vendor	4/16/2013	Approval	2
6007-PLN-FWE-21-54-0301	Main Structure	STRUCTURAL - 1	vendor	4/16/2013	Approval	4
6007-PLN-FWE-21-54-0302	Main Structure. Bents 1 to 7	STRUCTURAL - 1	vendor	4/16/2013	Approval	2
6007-PLN-FWE-21-54-0303	Main Structure. Bents A/M &B/N	STRUCTURAL - 1	vendor	4/16/2013	Approval	2
6007-PLN-FWE-21-54-0304	Main Structure. Plan View	STRUCTURAL - 1	vendor	4/16/2013	Approval	2
6007-PLN-FWE-21-54-0305	Auxiliary Structure. Platforms	STRUCTURAL - 1	vendor	4/16/2013	Approval	4
6007-PLN-FWE-21-54-0306	MAIN STRUCTURE - P. V. - LEVELS +17' 11 3/4" +39' 6 3/4" & +50' 7 3/4"	STRUCTURAL - 1	vendor	4/16/2013	Approval	4
6007-PLN-FWE-21-54-0307	MAIN STRUCTURE - PLANT VIEW - GRATING LEVELS	STRUCTURAL - 1	vendor	4/16/2013	Approval	3
6007-PLN-FWE-21-54-0311	Auxiliary Structure. Piping Supports -I-	STRUCTURAL - 1	vendor	4/16/2013	Approval	2
6007-PLN-FWE-21-54-0312	AUXILIARY STRUCTURE PIPING SUPPORTS-2-	STRUCTURAL - 1	vendor	4/16/2013	Approval	2
6007-PLN-FWE-21-54-0321	DRUM SADDLE FOR ERECTION - GENERAL ARRANGEMENT & SECTIONS	STRUCTURAL - 1	vendor	4/16/2013	Approval	2
6007-PLN-FWE-21-54-0351	MAIN STRUCTURE - DETAILS SERIAL A & B	STRUCTURAL - 1	vendor	4/16/2013	Approval	2
6007-PLN-FWE-21-54-0352	MAIN STRUCTURE - DETAILS SERIAL C - D & E	STRUCTURAL - 1	vendor	4/16/2013	Approval	2
2804-CAL-12-2-15-01	Structural Engineering Design Report_13_04_05	STRUCTURAL - 1	vendor	4/16/2013	Approval	1
2804-CAL-12-2-15-02	na	STRUCTURAL - 1	vendor	4/16/2013	Approval	0
6007-PLN-AGE-58-52-3410-R02	Cover sheet	STRUCTURAL - 1	vendor	4/16/2013	Approval	2
6007-PLN-AGE-58-52-3411-R02	General notes	STRUCTURAL - 1	vendor	4/16/2013	Approval	2
6007-PLN-AGE-58-52-3412-R02	Support foundation plan	STRUCTURAL - 1	vendor	4/16/2013	Approval	2
6007-PLN-AGE-58-52-3413-R02	Data table	STRUCTURAL - 1	vendor	4/16/2013	Approval	2
6007-PLN-AGE-58-52-3414-R02	Section and detail I	STRUCTURAL - 1	vendor	4/16/2013	Approval	2
6007-PLN-AGE-58-52-3415-R02	Section and detail II	STRUCTURAL - 1	vendor	4/16/2013	Approval	2
6007-CAL-AGE-58-52-3410-R02	Calc report	STRUCTURAL - 1	vendor	4/16/2013	Approval	2
6007-PLN-AGE-58-52-7410-R02	Cover sheet	STRUCTURAL - 1	vendor	4/16/2013	Approval	2
6007-PLN-AGE-58-52-7411-R02	General notes	STRUCTURAL - 1	vendor	4/16/2013	Approval	2
6007-PLN-AGE-58-52-7412-R02	Support foundation plan	STRUCTURAL - 1	vendor	4/16/2013	Approval	2
6007-PLN-AGE-58-52-7413-R02	Data table	STRUCTURAL - 1	vendor	4/16/2013	Approval	2
6007-PLN-AGE-58-52-7414-R02	Section and detail I	STRUCTURAL - 1	vendor	4/16/2013	Approval	2
6007-PLN-AGE-58-52-7415-R02	Section and detail II	STRUCTURAL - 1	vendor	4/16/2013	Approval	2
6007-CAL-AGE-58-52-7461-R02	Calc report	STRUCTURAL - 1	vendor	4/16/2013	Approval	2
6007-PLN-AGE-58-52-6400-R03	Cover sheet	STRUCTURAL - 1	vendor	4/17/2013	Approval	3
6007-PLN-AGE-58-52-6401-R03	General Notes	STRUCTURAL - 1	vendor	4/17/2013	Approval	3
6007-PLN-AGE-58-52-6402-R03	Foundation Plan	STRUCTURAL - 1	vendor	4/17/2013	Approval	3
6007-PLN-AGE-58-52-6404-R04	Section and Details I	STRUCTURAL - 1	vendor	4/17/2013	Approval	4
6007-PLN-AGE-58-52-6405-R04	Section and Details II	STRUCTURAL - 1	vendor	4/17/2013	Approval	4
6007-CAL-AGE-58-52-6400-R04	Calculation Report	STRUCTURAL - 1	vendor	4/17/2013	Approval	4
6007-LIS-AGE-58-52-6400-R01	Coordinates List	STRUCTURAL - 1	vendor	4/17/2013	Approval	1
6007-PLN-AGE-58-52-3461-R02	Cover sheet	STRUCTURAL - 1	vendor	4/17/2013	Approval	2
6007-PLN-AGE-58-52-3462-R02	General notes	STRUCTURAL - 1	vendor	4/17/2013	Approval	2

ABENER TEYMA MOJAVE

Compliance No.:	GEN-2					
Job :	Mojave Solar Project					
Date: 2/17/11	Description: Structural Master Drawing List					
Sheet No.	Description	Applicable Condition of Certification	Vendor Supplied or EOR	Submittal Date	Reason for Submittal	Revision
6007-PLN-AGE-58-52-3463-R02	Support foundation plan	STRUCTURAL - 1	vendor	4/17/2013	Approval	2
6007-PLN-AGE-58-52-3464-R00	Data table	STRUCTURAL - 1	vendor	4/17/2013	Approval	0
6007-PLN-AGE-58-52-3465-R00	Section and detail I	STRUCTURAL - 1	vendor	4/17/2013	Approval	0
6007-PLN-AGE-58-52-3466-R00	Section and detail II	STRUCTURAL - 1	vendor	4/17/2013	Approval	0
6007-CAL-AGE-58-52-3461-R02	Calc report	STRUCTURAL - 1	vendor	4/17/2013	Approval	2
6007-PLN-AGE-58-52-7461-R02	Cover sheet	STRUCTURAL - 1	vendor	4/17/2013	Approval	2
6007-PLN-AGE-58-52-7462-R02	General notes	STRUCTURAL - 1	vendor	4/17/2013	Approval	2
6007-PLN-AGE-58-52-7463-R02	Support foundation plan	STRUCTURAL - 1	vendor	4/17/2013	Approval	2
6007-PLN-AGE-58-52-7464-R00	Data table	STRUCTURAL - 1	vendor	4/17/2013	Approval	0
6007-PLN-AGE-58-52-7465-R00	Section and detail I	STRUCTURAL - 1	vendor	4/17/2013	Approval	0
6007-PLN-AGE-58-52-7466-R00	Section and detail II	STRUCTURAL - 1	vendor	4/17/2013	Approval	0
6007-CAL-AGE-58-52-7462-R02	Calc report	STRUCTURAL - 1	vendor	4/17/2013	Approval	2
6007-PLN-AGE-58-54-3550-R02	Cover sheet	STRUCTURAL - 1	vendor	4/17/2013	Approval	2
6007-PLN-AGE-58-54-3551-R02	General notes	STRUCTURAL - 1	vendor	4/17/2013	Approval	2
6007-PLN-AGE-58-54-3552-R02	Plan view and details	STRUCTURAL - 1	vendor	4/17/2013	Approval	2
6007-CAL-AGE-58-54-3550-R02	Calc report	STRUCTURAL - 1	vendor	4/17/2013	Approval	2
6007-PLN-AGE-58-54-7550-R02	Cover sheet	STRUCTURAL - 1	vendor	4/17/2013	Approval	2
6007-PLN-AGE-58-54-7551-R02	General notes	STRUCTURAL - 1	vendor	4/17/2013	Approval	2
6007-PLN-AGE-58-54-7552-R02	Plan view and details	STRUCTURAL - 1	vendor	4/17/2013	Approval	2
6007-CAL-AGE-58-54-7550-R02	Calc report	STRUCTURAL - 1	vendor	4/17/2013	Approval	2
6007-PLN-AGE-23-52-4000-R01	Cover sheet	STRUCTURAL - 1	vendor	4/18/2013	Approval	1
6007-PLN-AGE-23-52-4020-R02	General notes	STRUCTURAL - 1	vendor	4/18/2013	Approval	2
6007-PLN-AGE-23-52-4040-R02	Foundation Plan & details	STRUCTURAL - 1	vendor	4/18/2013	Approval	2
6007-CAL-AGE-23-52-4000-R02	Calculation report	STRUCTURAL - 1	vendor	4/18/2013	Approval	2
6007-PLN-AGE-23-52-8000-R01	Cover sheet	STRUCTURAL - 1	vendor	4/18/2013	Approval	1
6007-PLN-AGE-23-52-8020-R02	General notes	STRUCTURAL - 1	vendor	4/18/2013	Approval	2
6007-PLN-AGE-23-52-8040-R02	Foundation Plan & details	STRUCTURAL - 1	vendor	4/18/2013	Approval	2
6007-CAL-AGE-23-52-8000-R02	Calculation report	STRUCTURAL - 1	vendor	4/18/2013	Approval	2
6007-PLN-AGE-18-52-4200	Cover sheet	STRUCTURAL - 1	vendor	4/18/2013	Approval	2
6007-PLN-AGE-18-52-4220	General notes	STRUCTURAL - 1	vendor	4/18/2013	Approval	2
6007-PLN-AGE-18-52-4240	Foundation drawings	STRUCTURAL - 1	vendor	4/18/2013	Approval	4
6007-CAL-AGE-18-52-4200	Calc report	STRUCTURAL - 1	vendor	4/18/2013	Approval	3
6007-PLN-AGE-18-52-8200	Cover sheet	STRUCTURAL - 1	vendor	4/18/2013	Approval	2
6007-PLN-AGE-18-52-8220	General notes	STRUCTURAL - 1	vendor	4/18/2013	Approval	2
6007-PLN-AGE-18-52-8240	Foundation drawings	STRUCTURAL - 1	vendor	4/18/2013	Approval	4
6007-CAL-AGE-18-52-8200	Calc report	STRUCTURAL - 1	vendor	4/18/2013	Approval	3
6007-PLN-AGE-18-52-4300	Cover sheet	STRUCTURAL - 1	vendor	4/18/2013	Approval	2
6007-PLN-AGE-18-52-4320	General notes	STRUCTURAL - 1	vendor	4/18/2013	Approval	2
6007-PLN-AGE-18-52-4340	Foundation drawings	STRUCTURAL - 1	vendor	4/18/2013	Approval	3
6007-CAL-AGE-18-52-4300	Calc report	STRUCTURAL - 1	vendor	4/18/2013	Approval	3
6007-PLN-AGE-18-52-8300	Cover sheet	STRUCTURAL - 1	vendor	4/18/2013	Approval	2
6007-PLN-AGE-18-52-8320	General notes	STRUCTURAL - 1	vendor	4/18/2013	Approval	2
6007-PLN-AGE-18-52-8340	Foundation drawings	STRUCTURAL - 1	vendor	4/18/2013	Approval	3
6007-CAL-AGE-18-52-8300	Calc report	STRUCTURAL - 1	vendor	4/18/2013	Approval	3
6007-PLN-AGE-40-52-4100-R03	Cover sheet	STRUCTURAL - 1	vendor	4/18/2013	Approval	2
6007-PLN-AGE-40-52-4120-R03	General notes	STRUCTURAL - 1	vendor	4/18/2013	Approval	2
6007-PLN-AGE-40-52-4140-R03	Arrangment plan view	STRUCTURAL - 1	vendor	4/18/2013	Approval	2
6007-PLN-AGE-40-52-4141-R03	Mat bottom reinforcement	STRUCTURAL - 1	vendor	4/18/2013	Approval	2
6007-PLN-AGE-40-52-4142-R03	Mat top reinforcement	STRUCTURAL - 1	vendor	4/18/2013	Approval	2
6007-PLN-AGE-40-52-4143-R01	Extra top reinforcement	STRUCTURAL - 1	vendor	4/18/2013	Approval	0
6007-PLN-AGE-40-52-4144-R01	Extra bottom reinforcement	STRUCTURAL - 1	vendor	4/18/2013	Approval	0
6007-PLN-AGE-40-52-4145-R01	Mat reinforcement details	STRUCTURAL - 1	vendor	4/18/2013	Approval	0
6007-PLN-AGE-40-52-4150-R01	Drainage	STRUCTURAL - 1	vendor	4/18/2013	Approval	0
6007-PLN-AGE-40-52-4160-R01	Pier and rack support anchor layout	STRUCTURAL - 1	vendor	4/18/2013	Approval	0
6007-PLN-AGE-40-52-4161-R01	Pier and rack support anchor details	STRUCTURAL - 1	vendor	4/18/2013	Approval	0
6007-PLN-AGE-40-52-4162-R01	Anchor bolts. Assemblies and details	STRUCTURAL - 1	vendor	4/18/2013	Approval	0
6007-PLN-AGE-40-52-4163-R01	Skid and bench support layout	STRUCTURAL - 1	vendor	4/18/2013	Approval	0
6007-PLN-AGE-40-52-4164-R01	Skid support details	STRUCTURAL - 1	vendor	4/18/2013	Approval	0
6007-PLN-AGE-40-52-4173-R01	Skid support layout	STRUCTURAL - 1	vendor	4/18/2013	Approval	0
6007-CAL-AGE-40-52-4000-R03	WTP foundation calc report	STRUCTURAL - 1	vendor	4/18/2013	Approval	2
6007-PLN-AGE-40-52-8100-R03	Cover sheet	STRUCTURAL - 1	vendor	4/18/2013	Approval	2
6007-PLN-AGE-40-52-8120-R03	General notes	STRUCTURAL - 1	vendor	4/18/2013	Approval	2
6007-PLN-AGE-40-52-8140-R03	Arrangment plan view	STRUCTURAL - 1	vendor	4/18/2013	Approval	2
6007-PLN-AGE-40-52-8141-R03	Mat bottom reinforcement	STRUCTURAL - 1	vendor	4/18/2013	Approval	2
6007-PLN-AGE-40-52-8142-R03	Mat top reinforcement	STRUCTURAL - 1	vendor	4/18/2013	Approval	2
6007-PLN-AGE-40-52-8143-R01	Extra top reinforcement	STRUCTURAL - 1	vendor	4/18/2013	Approval	0
6007-PLN-AGE-40-52-8144-R01	Extra bottom reinforcement	STRUCTURAL - 1	vendor	4/18/2013	Approval	0
6007-PLN-AGE-40-52-8145-R01	Mat reinforcement details	STRUCTURAL - 1	vendor	4/18/2013	Approval	0
6007-PLN-AGE-40-52-8150-R01	Drainage	STRUCTURAL - 1	vendor	4/18/2013	Approval	0
6007-PLN-AGE-40-52-8160-R01	Pier and rack support anchor layout	STRUCTURAL - 1	vendor	4/18/2013	Approval	0
6007-PLN-AGE-40-52-8161-R01	Pier and rack support anchor details	STRUCTURAL - 1	vendor	4/18/2013	Approval	0
6007-PLN-AGE-40-52-8162-R01	Anchor bolts. Assemblies and details	STRUCTURAL - 1	vendor	4/18/2013	Approval	0
6007-PLN-AGE-40-52-8163-R01	Skid and bench support layout	STRUCTURAL - 1	vendor	4/18/2013	Approval	0
6007-PLN-AGE-40-52-8164-R01	Skid support details	STRUCTURAL - 1	vendor	4/18/2013	Approval	0
6007-PLN-AGE-40-52-8173-R01	Skid support layout	STRUCTURAL - 1	vendor	4/18/2013	Approval	0
6007-CAL-AGE-40-52-8000-R03	WTP foundation calc report	STRUCTURAL - 1	vendor	4/18/2013	Approval	2
6007-PLN-AGE-67-33-9803	Grounding in beta central plant	STRUCTURAL - 1	vendor	4/18/2013	Approval	na
6007-CAL-AGE-57-52-3550-R01	Calculation Report	STRUCTURAL - 1	vendor	4/18/2013	Approval	1
6007-PLN-AGE-57-52-3550-R02	Cover sheet	STRUCTURAL - 1	vendor	4/18/2013	Approval	2
6007-PLN-AGE-57-52-3551-R02	General notes	STRUCTURAL - 1	vendor	4/18/2013	Approval	2
6007-PLN-AGE-57-52-3552-R02	Plan View and Detils	STRUCTURAL - 1	vendor	4/18/2013	Approval	2
6007-CAL-AGE-57-52-7550-R01	Calculation Report	STRUCTURAL - 1	vendor	4/18/2013	Approval	1

ABENER TEYMA MOJAVE

Compliance No.:	GEN-2					
Job :	Mojave Solar Project					
Date: 2/17/11	Description: Structural Master Drawing List					
Sheet No.	Description	Applicable Condition of Certification	Vendor Supplied or EOR	Submittal Date	Reason for Submittal	Revision
6007-PLN-AGE-57-52-7550-R02	Cover sheet	STRUCTURAL - 1	vendor	4/18/2013	Approval	2
6007-PLN-AGE-57-52-7551-R02	General notes	STRUCTURAL - 1	vendor	4/18/2013	Approval	2
6007-PLN-AGE-57-52-7552-R02	Plan View and Detils	STRUCTURAL - 1	vendor	4/18/2013	Approval	2
Addendum NO.4	Revised Update 3 to Addendum 4 to Geotechnical Evaluation: Power Blocks Water Treatment Plant	STRUCTURAL - 1	vendor	4/26/2013	Approval	3
6007-CAL-CTS-58-52-1200-R1	STRUCTURAL CALCULATIONS	STRUCTURAL - 1	vendor	5/3/2013	Approval	1
6007-PLN-CTS-58-52-1200-R1	GENERAL STRUCTURAL NOTES AND DETAILS	STRUCTURAL - 1	vendor	5/3/2013	Approval	1
6007-PLN-CTS-58-52-1201-R1	FOUNDATION PLANS	STRUCTURAL - 1	vendor	5/3/2013	Approval	1
6007-CAL-CTS-58-52-5200-R1	STRUCTURAL CALCULATIONS	STRUCTURAL - 1	vendor	5/3/2013	Approval	1
6007-PLN-CTS-58-52-5200-R1	GENERAL STRUCTURAL NOTES AND DETAILS	STRUCTURAL - 1	vendor	5/3/2013	Approval	1
6007-PLN-CTS-58-52-5201-R1	FOUNDATION PLANS	STRUCTURAL - 1	vendor	5/3/2013	Approval	1
Anchor Bolt holes hitting Reinf	Anchor Bolt holes hitting Reinf	STRUCTURAL - 1	vendor	5/3/2013	Approval	na
6007-PLN-AGE-58-52-2500-R01	Cover sheet	STRUCTURAL - 1	vendor	4/24/2013	Approval	1
6007-PLN-AGE-58-52-2501-R01	General notes	STRUCTURAL - 1	vendor	4/24/2013	Approval	1
6007-PLN-AGE-58-52-2502-R01	Plan View, Sections, and Details	STRUCTURAL - 1	vendor	4/24/2013	Approval	1
6007-CAL-AGE-58-52-2500-R01	Calculation report	STRUCTURAL - 1	vendor	4/24/2013	Approval	1
6007-PLN-AGE-58-52-6500-R01	Cover sheet	STRUCTURAL - 1	vendor	4/24/2013	Approval	1
6007-PLN-AGE-58-52-6501-R01	General notes	STRUCTURAL - 1	vendor	4/24/2013	Approval	1
6007-PLN-AGE-58-52-6502-R01	Plan View, Sections, and Details	STRUCTURAL - 1	vendor	4/24/2013	Approval	1
6007-CAL-AGE-58-52-6500-R01	Calculation report	STRUCTURAL - 1	vendor	4/24/2013	Approval	1
6007-PLN-AGE-58-52-3500-R01	Cover sheet	STRUCTURAL - 1	vendor	4/24/2013	Approval	1
6007-PLN-AGE-58-52-3501-R01	General notes	STRUCTURAL - 1	vendor	4/24/2013	Approval	1
6007-PLN-AGE-58-52-3502-R01	Plan View and Details	STRUCTURAL - 1	vendor	4/24/2013	Approval	1
6007-CAL-AGE-58-52-3500-R01	Calculation report	STRUCTURAL - 1	vendor	4/24/2013	Approval	1
6007-PLN-AGE-58-52-7500-R01	Cover sheet	STRUCTURAL - 1	vendor	4/24/2013	Approval	1
6007-PLN-AGE-58-52-7501-R01	General notes	STRUCTURAL - 1	vendor	4/24/2013	Approval	1
6007-PLN-AGE-58-52-7502-R01	Plan View and Details	STRUCTURAL - 1	vendor	4/24/2013	Approval	1
6007-CAL-AGE-58-52-7500-R01	Calculation report	STRUCTURAL - 1	vendor	4/24/2013	Approval	1
6007-PLN-FWE-21-52-0102	PIPE SUPPORTS DETAILS BASE. PLATES AND ANCHOR RODS	STRUCTURAL - 1	vendor	4/30/2013	Approval	3
6007-PLN-FWE-21-54-0401	TYPICAL PIPE HANDRAIL, STAIRWAY AND GRATING DETAILS	STRUCTURAL - 1	vendor	4/30/2013	Approval	1
6007-PLN-FWE-21-54-0402	TYPICAL PIPE HANDRAIL, STAIRWAY AND GRATING DETAILS	STRUCTURAL - 1	vendor	4/30/2013	Approval	1
6007-PLN-FWE-21-54-0403	TYPICAL DETAILS	STRUCTURAL - 1	vendor	4/30/2013	Approval	1
6007-PLN-FWE-21-52-0002	Structural Base Loads	STRUCTURAL - 1	vendor	4/30/2013	Approval	3
6007-PLN-FWE-21-52-0003	Base Loads Table. Main & Auxiliary Platforms	STRUCTURAL - 1	vendor	4/30/2013	Approval	2
6007-PLN-FWE-21-52-0004	Base Loads Table. Piping Supports	STRUCTURAL - 1	vendor	4/30/2013	Approval	2
6007-PLN-FWE-21-52-0201	Equipments Base Loads Details	STRUCTURAL - 1	vendor	4/30/2013	Approval	4
6007-PLN-FWE-21-52-0202	Structural Base Loads Details	STRUCTURAL - 1	vendor	4/30/2013	Approval	4
6007-PLN-FWE-21-52-0211	Equipment Base Plate Details	STRUCTURAL - 1	vendor	4/30/2013	Approval	2
6007-PLN-FWE-21-54-0301	Main Structure	STRUCTURAL - 1	vendor	4/30/2013	Approval	4
6007-PLN-FWE-21-54-0302	Main Structure. Bents 1 to 7	STRUCTURAL - 1	vendor	4/30/2013	Approval	2
6007-PLN-FWE-21-54-0303	Main Structure. Bents A/M &B/N	STRUCTURAL - 1	vendor	4/30/2013	Approval	2
6007-PLN-FWE-21-54-0304	Main Structure. Plan View	STRUCTURAL - 1	vendor	4/30/2013	Approval	2
6007-PLN-FWE-21-54-0305	Auxiliary Structure. Platforms	STRUCTURAL - 1	vendor	4/30/2013	Approval	4
6007-PLN-FWE-21-54-0306	MAIN STRUCTURE - P. V. - LEVELS +17' 11 3/4" +39' 6 3/4" & +50' 7 3/4"	STRUCTURAL - 1	vendor	4/30/2013	Approval	4
6007-PLN-FWE-21-54-0307	MAIN STRUCTURE - PLANT VIEW - GRATING LEVELS	STRUCTURAL - 1	vendor	4/30/2013	Approval	3
6007-PLN-FWE-21-54-0311	Auxiliary Structure. Piping Supports -I-	STRUCTURAL - 1	vendor	4/30/2013	Approval	2
6007-PLN-FWE-21-54-0312	AUXILIARY STRUCTURE PIPPING SUPPORTS-2-	STRUCTURAL - 1	vendor	4/30/2013	Approval	2
6007-PLN-FWE-21-54-0321	DRUM SADDLE FOR ERECTION - GENERAL ARRANGEMENT & SECTIONS	STRUCTURAL - 1	vendor	4/30/2013	Approval	2
6007-PLN-FWE-21-54-0351	MAIN STRUCTURE - DETAILS SERIAL A & B	STRUCTURAL - 1	vendor	4/30/2013	Approval	2
6007-PLN-FWE-21-54-0352	MAIN STRUCTURE - DETAILS SERIAL C - D & E	STRUCTURAL - 1	vendor	4/30/2013	Approval	2
6007-CAL-FWE-21-52-0020	Structural Engineering Design Report_13_04_05	STRUCTURAL - 1	vendor	4/30/2013	Approval	1
6007-CAL-FWE-21-61-0005	Feedwater and Steam Pipng Stress Analysis Report	STRUCTURAL - 1	vendor	4/30/2013	Approval	0
6007-CAL-FWE-21-61-0006	HTF Oil Pipng Stress Analysis Report	STRUCTURAL - 1	vendor	4/30/2013	Approval	0
6007-PLN-FWE-21-65-6001	PIPING GENERAL ARRANGEMENT AND TERMINAL POINTS	STRUCTURAL - 1	vendor	4/30/2013	Approval	0
RESPONSE		STRUCTURAL - 1	vendor	4/30/2013	Approval	
6007-PLN-AGE-58-52-2470-R05	Cover sheet	STRUCTURAL - 1	vendor	4/29/2013	Approval	5
6007-PLN-AGE-58-52-2471-R03	General notes	STRUCTURAL - 1	vendor	4/29/2013	Approval	3
6007-PLN-AGE-58-52-2472-R05	Basin layout	STRUCTURAL - 1	vendor	4/29/2013	Approval	5
6007-PLN-AGE-58-52-2473-R04	Bsin Section & Details	STRUCTURAL - 1	vendor	4/29/2013	Approval	4
6007-PLN-AGE-58-52-2474-R05	Detail 2	STRUCTURAL - 1	vendor	4/29/2013	Approval	5
6007-PLN-AGE-58-52-2475-R03	Electrical Heater Foundation	STRUCTURAL - 1	vendor	4/29/2013	Approval	3
6007-PLN-AGE-58-52-2476-R02	Coordinates	STRUCTURAL - 1	vendor	4/29/2013	Approval	2
6007-CAL-AGE-58-52-2470-R03	Calculations	STRUCTURAL - 1	vendor	4/29/2013	Approval	3
6007-PLN-AGE-58-52-6470-R05	Cover sheet	STRUCTURAL - 1	vendor	4/29/2013	Approval	5
6007-PLN-AGE-58-52-6471-R03	General notes	STRUCTURAL - 1	vendor	4/29/2013	Approval	3
6007-PLN-AGE-58-52-6472-R05	Basin layout	STRUCTURAL - 1	vendor	4/29/2013	Approval	5
6007-PLN-AGE-58-52-6473-R04	Bsin Section & Details	STRUCTURAL - 1	vendor	4/29/2013	Approval	4
6007-PLN-AGE-58-52-6474-R05	Detail 2	STRUCTURAL - 1	vendor	4/29/2013	Approval	5
6007-PLN-AGE-58-52-6475-R03	Electrical Heater Foundation	STRUCTURAL - 1	vendor	4/29/2013	Approval	3
6007-PLN-AGE-58-52-6476-R02	Coordinates	STRUCTURAL - 1	vendor	4/29/2013	Approval	2
6007-CAL-AGE-58-52-6470-R03	Calculations	STRUCTURAL - 1	vendor	4/29/2013	Approval	3
6007-PLN-AGE-12-51-4001-R03	Cover sheet	STRUCTURAL - 1	vendor	5/1/2013	Approval	3
6007-PLN-AGE-12-50-4001-R04	General notes	STRUCTURAL - 1	vendor	5/1/2013	Approval	4
6007-PLN-AGE-12-57-4001-R04	Architectural Definitions - Floor Plan	STRUCTURAL - 1	vendor	5/1/2013	Approval	4
6007-PLN-AGE-12-57-4002-R04	Architectural Definitions - Roof and utility Support Plans	STRUCTURAL - 1	vendor	5/1/2013	Approval	4
6007-PLN-AGE-12-57-4003-R04	Architectural Definitions - Exterior Elevations-Sheet 1	STRUCTURAL - 1	vendor	5/1/2013	Approval	4
6007-PLN-AGE-12-57-4004-R04	Architectural Definitions - Exterior Elevations-Sheet 2	STRUCTURAL - 1	vendor	5/1/2013	Approval	4
6007-PLN-AGE-12-57-4005-R04	Architectural Definitions - Building Sections	STRUCTURAL - 1	vendor	5/1/2013	Approval	4
6007-PLN-AGE-12-57-4006-R04	Architectural Definitions - Schedules & Details	STRUCTURAL - 1	vendor	5/1/2013	Approval	4
6007-PLN-AGE-12-57-4007-R03	Architectural Definitions - Details	STRUCTURAL - 1	vendor	5/1/2013	Approval	3
6007-PLN-AGE-12-51-8001-R03	Cover sheet	STRUCTURAL - 1	vendor	5/1/2013	Approval	3
6007-PLN-AGE-12-50-8001-R04	General notes	STRUCTURAL - 1	vendor	5/1/2013	Approval	4
6007-PLN-AGE-12-57-8001-R04	Architectural Definitions - Floor Plan	STRUCTURAL - 1	vendor	5/1/2013	Approval	4

Compliance No.:	GEN-2					
Job :	Mojave Solar Project					
Date: 2/17/11	Description: Structural Master Drawing List					
Sheet No.	Description	Applicable Condition of Certification	Vendor Supplied or EOR	Submittal Date	Reason for Submittal	Revision
6007-PLN-AGE-12-57-8002-R04	Architectural Definitions - Roof and utility Support Plans	STRUCTURAL - 1	vendor	5/1/2013	Approval	4
6007-PLN-AGE-12-57-8003-R04	Architectural Definitions - Exterior Elevations-Sheet 1	STRUCTURAL - 1	vendor	5/1/2013	Approval	4
6007-PLN-AGE-12-57-8004-R04	Architectural Definitions - Exterior Elevations-Sheet 2	STRUCTURAL - 1	vendor	5/1/2013	Approval	4
6007-PLN-AGE-12-57-8005-R04	Architectural Definitions - Building Sections	STRUCTURAL - 1	vendor	5/1/2013	Approval	4
6007-PLN-AGE-12-57-8006-R04	Architectural Definitions - Schedules & Details	STRUCTURAL - 1	vendor	5/1/2013	Approval	4
6007-PLN-AGE-12-57-8007-R03	Architectural Definitions - Details	STRUCTURAL - 1	vendor	5/1/2013	Approval	3
eck Reply_STRUC-1-17.01-Alpha a	na	STRUCTURAL - 1	vendor	5/1/2013	Approval	na
6007-HDD-LEF-12-62-0013	MSDS Data Sheets	STRUCTURAL - 1	vendor	5/1/2013	Approval	0
6007-CAL-AGE-12-52-4000-R03	Calculation Report for Water Treatment Building. Alpha Plant	STRUCTURAL - 1	vendor	5/1/2013	Approval	3
6007-PLN-AGE-12-50-4000-R03	Alpha Plant. Water Treatment Building. General Notes	STRUCTURAL - 1	vendor	5/1/2013	Approval	3
6007-PLN-AGE-12-51-4000-R03	Alpha Plant. Water Treatment Building. Cover Sheet	STRUCTURAL - 1	vendor	5/1/2013	Approval	3
6007-PLN-AGE-12-54-4000-R03	Alpha Plant. Water Treatment Building. Structural Roof Framing Plan	STRUCTURAL - 1	vendor	5/1/2013	Approval	3
6007-PLN-AGE-12-54-4001-R03	Alpha Plant. Water Treatment Building. Elevation - Sheet 1	STRUCTURAL - 1	vendor	5/1/2013	Approval	3
6007-PLN-AGE-12-54-4002-R03	Alpha Plant. Water Treatment Building. Elevation - Sheet 2	STRUCTURAL - 1	vendor	5/1/2013	Approval	3
6007-PLN-AGE-12-54-4003-R03	Alpha Plant. Water Treatment Building. Elevation - Sheet 3	STRUCTURAL - 1	vendor	5/1/2013	Approval	3
6007-PLN-AGE-12-54-4004-R03	Alpha Plant. Water Treatment Building. Elevation - Sheet 4	STRUCTURAL - 1	vendor	5/1/2013	Approval	3
6007-PLN-AGE-12-54-4005-R03	Alpha Plant. Water Treatment Building. Elevation - Sheet 5	STRUCTURAL - 1	vendor	5/1/2013	Approval	3
6007-PLN-AGE-12-54-4006-R03	Alpha Plant. Water Treatment Building. Elevation - Sheet 6	STRUCTURAL - 1	vendor	5/1/2013	Approval	3
6007-PLN-AGE-12-54-4007-R03	Alpha Plant. Water Treatment Building. Column Schedule	STRUCTURAL - 1	vendor	5/1/2013	Approval	3
6007-PLN-AGE-12-54-4008-R03	Alpha Plant. Water Treatment Building. Achor Rods Assemblies, Structure and Details	STRUCTURAL - 1	vendor	5/1/2013	Approval	3
6007-PLN-AGE-12-54-4009-R03	Alpha Plant. Water Treatment Building. Structural Connection Details	STRUCTURAL - 1	vendor	5/1/2013	Approval	3
6007-PLN-AGE-12-54-4010-R03	Alpha Plant. Water Treatment Building. Structural Connection Details	STRUCTURAL - 1	vendor	5/1/2013	Approval	3
6007-CAL-AGE-12-52-8000-R03	Calculation Report for Water Treatment Building. Beta Plant	STRUCTURAL - 1	vendor	5/1/2013	Approval	3
6007-PLN-AGE-12-50-8000-R03	Beta Plant. Water Treatment Building. General Notes	STRUCTURAL - 1	vendor	5/1/2013	Approval	3
6007-PLN-AGE-12-51-8000-R03	Beta Plant. Water Treatment Building. Cover Sheet	STRUCTURAL - 1	vendor	5/1/2013	Approval	3
6007-PLN-AGE-12-54-8000-R03	Beta Plant. Water Treatment Building. Structural Roof Framing Plan	STRUCTURAL - 1	vendor	5/1/2013	Approval	3
6007-PLN-AGE-12-54-8001-R03	Beta Plant. Water Treatment Building. Elevation - Sheet 1	STRUCTURAL - 1	vendor	5/1/2013	Approval	3
6007-PLN-AGE-12-54-8002-R03	Beta Plant. Water Treatment Building. Elevation - Sheet 2	STRUCTURAL - 1	vendor	5/1/2013	Approval	3
6007-PLN-AGE-12-54-8003-R03	Beta Plant. Water Treatment Building. Elevation - Sheet 3	STRUCTURAL - 1	vendor	5/1/2013	Approval	3
6007-PLN-AGE-12-54-8004-R03	Beta Plant. Water Treatment Building. Elevation - Sheet 4	STRUCTURAL - 1	vendor	5/1/2013	Approval	3
6007-PLN-AGE-12-54-8005-R03	Beta Plant. Water Treatment Building. Elevation - Sheet 5	STRUCTURAL - 1	vendor	5/1/2013	Approval	3
6007-PLN-AGE-12-54-8006-R03	Beta Plant. Water Treatment Building. Elevation - Sheet 6	STRUCTURAL - 1	vendor	5/1/2013	Approval	3
6007-PLN-AGE-12-54-8007-R03	Beta Plant. Water Treatment Building. Column Schedule	STRUCTURAL - 1	vendor	5/1/2013	Approval	3
6007-PLN-AGE-12-54-8008-R03	Beta Plant. Water Treatment Building. Achor Rods Assemblies, Structure and Details	STRUCTURAL - 1	vendor	5/1/2013	Approval	3
6007-PLN-AGE-12-54-8009-R03	Beta Plant. Water Treatment Building. Structural Connection Details	STRUCTURAL - 1	vendor	5/1/2013	Approval	3
6007-PLN-AGE-12-54-8010-R03	Beta Plant. Water Treatment Building. Structural Connection Details	STRUCTURAL - 1	vendor	5/1/2013	Approval	3
6007-PLN-AGE-58-52-3465-R00	Rack 2 Plain View Details	STRUCTURAL - 1	vendor	5/1/2013	Approval	0
6007-PLN-AGE-74-54-2000	Cover sheet	STRUCTURAL - 1	vendor	5/2/2013	Approval	3
6007-PLN-AGE-74-54-2001	General notes	STRUCTURAL - 1	vendor	5/2/2013	Approval	4
6007-PLN-AGE-74-54-2002	G.A. Plan (+2058.00") & Base plates	STRUCTURAL - 1	vendor	5/2/2013	Approval	5
6007-PLN-AGE-74-54-2003	G.A. Plan (+2077.26")	STRUCTURAL - 1	vendor	5/2/2013	Approval	5
6007-PLN-AGE-74-54-2004	G.A. Plan (+2100.83")	STRUCTURAL - 1	vendor	5/2/2013	Approval	5
6007-PLN-AGE-74-54-2005	G.A. Plan (+2115.33")	STRUCTURAL - 1	vendor	5/2/2013	Approval	5
6007-PLN-AGE-74-54-2006	G.A. Elevation at grid A	STRUCTURAL - 1	vendor	5/2/2013	Approval	4
6007-PLN-AGE-74-54-2007	G.A. Elevation at grid B	STRUCTURAL - 1	vendor	5/2/2013	Approval	4
6007-PLN-AGE-74-54-2008	G.A. Elevation at grid C	STRUCTURAL - 1	vendor	5/2/2013	Approval	4
6007-PLN-AGE-74-54-2009	G.A. Elevation at grid 1 & 2	STRUCTURAL - 1	vendor	5/2/2013	Approval	4
6007-PLN-AGE-74-54-2010	G.A. Elevation at grid 3 & 4	STRUCTURAL - 1	vendor	5/2/2013	Approval	4
6007-PLN-AGE-74-54-2011	G.A. Elevation at grid 5 & 6	STRUCTURAL - 1	vendor	5/2/2013	Approval	4
6007-PLN-AGE-74-54-2012	Stairs details	STRUCTURAL - 1	vendor	5/2/2013	Approval	5
6007-PLN-AGE-74-54-2013	Sections & details	STRUCTURAL - 1	vendor	5/2/2013	Approval	5
6007-CAL-AGE-74-54-2000	Calculation report	STRUCTURAL - 1	vendor	5/2/2013	Approval	3
6007-PLN-AGE-74-54-6000	Cover sheet	STRUCTURAL - 1	vendor	5/2/2013	Approval	3
6007-PLN-AGE-74-54-6001	General notes	STRUCTURAL - 1	vendor	5/2/2013	Approval	3
6007-PLN-AGE-74-54-6002	G.A. Plan (+2066.00") & Base plates	STRUCTURAL - 1	vendor	5/2/2013	Approval	4
6007-PLN-AGE-74-54-6003	G.A. Plan (+2085.26")	STRUCTURAL - 1	vendor	5/2/2013	Approval	4
6007-PLN-AGE-74-54-6004	G.A. Plan (+2108.83")	STRUCTURAL - 1	vendor	5/2/2013	Approval	4
6007-PLN-AGE-74-54-6005	G.A. Plan (+2123.33")	STRUCTURAL - 1	vendor	5/2/2013	Approval	4
6007-PLN-AGE-74-54-6006	G.A. Elevation at grid A	STRUCTURAL - 1	vendor	5/2/2013	Approval	3
6007-PLN-AGE-74-54-6007	G.A. Elevation at grid B	STRUCTURAL - 1	vendor	5/2/2013	Approval	3
6007-PLN-AGE-74-54-6008	G.A. Elevation at grid C	STRUCTURAL - 1	vendor	5/2/2013	Approval	3
6007-PLN-AGE-74-54-6009	G.A. Elevation at grid 1 & 2	STRUCTURAL - 1	vendor	5/2/2013	Approval	3
6007-PLN-AGE-74-54-6010	G.A. Elevation at grid 3 & 4	STRUCTURAL - 1	vendor	5/2/2013	Approval	3
6007-PLN-AGE-74-54-6011	G.A. Elevation at grid 5 & 6	STRUCTURAL - 1	vendor	5/2/2013	Approval	3
6007-PLN-AGE-74-54-6012	Stairs details	STRUCTURAL - 1	vendor	5/2/2013	Approval	4
6007-PLN-AGE-74-54-6013	Sections & details	STRUCTURAL - 1	vendor	5/2/2013	Approval	4
6007-CAL-AGE-74-54-6000	Calculation report	STRUCTURAL - 1	vendor	5/2/2013	Approval	2
6007-SKT-AGE-58-52-7403	Rack 1 foundation - Column Type 1 detail	STRUCTURAL - 1	vendor	5/7/2013	Approval	0
6007-SKT-AGE-58-52-7404	Rack 1 foundation - Column Type 4 detail	STRUCTURAL - 1	vendor	5/7/2013	Approval	0
6007-SKT-AGE-58-52-7405	Rack 1 foundation - Column Type 6 detail	STRUCTURAL - 1	vendor	5/7/2013	Approval	0
6007-SKT-AGE-58-52-7406	Rack 1 foundation - Column Type 8 detail	STRUCTURAL - 1	vendor	5/7/2013	Approval	0
6007-SKT-AGE-58-52-7407	Rack 1 foundation - Column Type 9 detail	STRUCTURAL - 1	vendor	5/7/2013	Approval	0
RFI #002	NA	STRUCTURAL - 1	vendor	5/13/2013	Approval	0
6007-PLN-AGE-57-54-6700	HTF bridge connection. Cover sheet	STRUCTURAL - 1	vendor	5/13/2013	Approval	2
6007-PLN-AGE-57-54-6701	HTF bridge connection. General notes	STRUCTURAL - 1	vendor	5/23/2013	Approval	2
6007-PLN-AGE-57-54-6702	HTF bridge connection. Plan view	STRUCTURAL - 1	vendor	5/23/2013	Approval	0
6007-PLN-AGE-57-54-6703	HTF bridge connection. Connection plan views and details	STRUCTURAL - 1	vendor	5/23/2013	Approval	1
6007-PLN-AGE-57-54-6704	HTF bridge connection. Elevation A & B	STRUCTURAL - 1	vendor	5/23/2013	Approval	2
6007-PLN-AGE-57-54-6705	HTF bridge connection. Elevation frame 1 to 5	STRUCTURAL - 1	vendor	5/23/2013	Approval	2
6007-PLN-AGE-57-54-6706	HTF bridge connection. Staircase and baseplate detail	STRUCTURAL - 1	vendor	5/23/2013	Approval	2
6007-PLN-AGE-57-54-6707	HTF bridge connection. Connection details	STRUCTURAL - 1	vendor	5/23/2013	Approval	3
6007-PLN-AGE-57-54-6708	HTF bridge connection. Connection details	STRUCTURAL - 1	vendor	5/23/2013	Approval	3

ABENER TEYMA MOJAVE

Compliance No.:	GEN-2					
Job :	Mojave Solar Project					
Date: 2/17/11	Description: Structural Master Drawing List					
Sheet No.	Description	Applicable Condition of Certification	Vendor Supplied or EOR	Submittal Date	Reason for Submittal	Revision
6007-CAL-AGE-40-52-4500	Calculation Report	STRUCTURAL - 1	vendor	5/23/2013	Approval	2
6007-PLN-AGE-40-52-4500	Cover sheet	STRUCTURAL - 1	vendor	6/4/2013	Approval	2
6007-PLN-AGE-40-52-4520	General notes	STRUCTURAL - 1	vendor	6/4/2013	Approval	3
6007-PLN-AGE-40-52-4540	Foundation details	STRUCTURAL - 1	vendor	6/4/2013	Approval	3
6007-CAL-AGE-40-52-8500	Calculation Report	STRUCTURAL - 1	vendor	6/4/2013	Approval	2
6007-PLN-AGE-40-52-8500	Cover sheet	STRUCTURAL - 1	vendor	6/4/2013	Approval	2
6007-PLN-AGE-40-52-8520	General notes	STRUCTURAL - 1	vendor	6/4/2013	Approval	3
6007-PLN-AGE-40-52-8540	Foundation details	STRUCTURAL - 1	vendor	6/4/2013	Approval	3
6007-PLN-AGE-16-52-4000	Cover sheet	STRUCTURAL - 1	vendor	6/4/2013	Approval	2
6007-PLN-AGE-16-52-4020	General notes	STRUCTURAL - 1	vendor	6/6/2013	Approval	2
6007-PLN-AGE-16-52-4040	Foundation plan and details	STRUCTURAL - 1	vendor	6/6/2013	Approval	3
6007-PLN-AGE-16-52-8000	Cover sheet	STRUCTURAL - 1	vendor	6/6/2013	Approval	2
6007-PLN-AGE-16-52-8020	General notes	STRUCTURAL - 1	vendor	6/6/2013	Approval	2
6007-PLN-AGE-16-52-8040	Foundation plan and details	STRUCTURAL - 1	vendor	6/6/2013	Approval	3
6007-CAL-AGE-16-54-4000-R02.pd	Calculation report	STRUCTURAL - 1	vendor	6/6/2013	Approval	2
6007-PLN-AGE-16-54-4000-R05.pd	Structure details	STRUCTURAL - 1	vendor	6/6/2013	Approval	5
6007-CAL-AGE-16-54-8000-R02.pd	Calculation report	STRUCTURAL - 1	vendor	6/6/2013	Approval	2
6007-PLN-AGE-16-54-8000-R05.pd	Structure details	STRUCTURAL - 1	vendor	6/6/2013	Approval	5
6007-PLN-AGE-58-54-3502	Plan view	STRUCTURAL - 1	vendor	6/6/2013	Approval	3
6007-PLN-AGE-58-54-3503	Sections & Details	STRUCTURAL - 1	vendor	6/6/2013	Approval	3
6007-PLN-AGE-58-54-7502	Plan view	STRUCTURAL - 1	vendor	6/6/2013	Approval	3
6007-PLN-AGE-58-54-7503	Sections & Details	STRUCTURAL - 1	vendor	6/6/2013	Approval	3
6007-PLN-AGE-58-52-7502	Plan view & Details	STRUCTURAL - 1	vendor	6/6/2013	Approval	3
6007-PLN-AGE-58-54-3575	Cover sheet	STRUCTURAL - 1	vendor	6/6/2013	Approval	0
6007-PLN-AGE-58-54-3576	General notes	STRUCTURAL - 1	vendor	5/31/2013	Approval	0
6007-PLN-AGE-58-54-3577	Plan view	STRUCTURAL - 1	vendor	5/14/2013	Approval	0
6007-PLN-AGE-58-54-3578	Sections	STRUCTURAL - 1	vendor	5/31/2013	Approval	0
6007-CAL-AGE-58-54-3575	Calculation report	STRUCTURAL - 1	vendor	5/31/2013	Approval	0
6007-PLN-AGE-58-54-7575	Cover sheet	STRUCTURAL - 1	vendor	5/31/2013	Approval	0
6007-PLN-AGE-58-54-7576	General notes	STRUCTURAL - 1	vendor	5/31/2013	Approval	0
6007-PLN-AGE-58-54-7577	Plan view	STRUCTURAL - 1	vendor	5/31/2013	Approval	0
6007-PLN-AGE-58-54-7578	Sections	STRUCTURAL - 1	vendor	5/31/2013	Approval	0
6007-CAL-AGE-58-54-7575	Calculation report	STRUCTURAL - 1	vendor	5/31/2013	Approval	0
6007-PLN-AGE-74-54-2020.pdf	Cover sheet	STRUCTURAL - 1	vendor	5/31/2013	Approval	0
6007-PLN-AGE-74-54-2021.pdf	General notes	STRUCTURAL - 1	vendor	6/7/2013	Approval	0
6007-PLN-AGE-74-54-2022.pdf	Plan & base plate details	STRUCTURAL - 1	vendor	6/7/2013	Approval	0
6007-PLN-AGE-74-54-2023.pdf	Elevations	STRUCTURAL - 1	vendor	6/7/2013	Approval	0
6007-PLN-AGE-74-54-2024.pdf	Connection details	STRUCTURAL - 1	vendor	6/7/2013	Approval	0
6007-PLN-AGE-74-54-2025.pdf	Connection details	STRUCTURAL - 1	vendor	6/7/2013	Approval	0
6007-PLN-AGE-74-54-6020.pdf	Cover sheet	STRUCTURAL - 1	vendor	6/7/2013	Approval	0
6007-PLN-AGE-74-54-6021.pdf	General notes	STRUCTURAL - 1	vendor	6/7/2013	Approval	0
6007-PLN-AGE-74-54-6022.pdf	Plan & base plate details	STRUCTURAL - 1	vendor	6/7/2013	Approval	0
6007-PLN-AGE-74-54-6023.pdf	Elevations	STRUCTURAL - 1	vendor	6/7/2013	Approval	0
6007-PLN-AGE-74-54-6024.pdf	Connection details	STRUCTURAL - 1	vendor	6/7/2013	Approval	0
6007-PLN-AGE-74-54-6025.pdf	Connection details	STRUCTURAL - 1	vendor	6/7/2013	Approval	0
A2.0 - Rev 0	Mojave Generating Station. Alpha Plant HTF North underground gate house NW Gate House Architectural Plans, Elevations & Sections	STRUCTURAL - 1	vendor	6/28/2013	Approval	0
A4.0 - Rev 0	Mojave Generating Station. Alpha Plant HTF North underground gate house SW Gate House Architectural Plans, Elevations & Sections	STRUCTURAL - 1	vendor	6/28/2013	Approval	0
A5.0 - Rev 0	Mojave Generating Station. Alpha Plant HTF North underground gate house SE Gate House Architectural Plans, Elevations & Sections	STRUCTURAL - 1	vendor	6/28/2013	Approval	0
Mojave Solar Gate Houses Calcs	Mojave Generating Station. Alpha Plant HTF North underground gate house SW Gate House Architectural Plans, Elevations & Sections	STRUCTURAL - 1	vendor	6/28/2013	Approval	0
S1.0 - Rev 0	Structural Calculations	STRUCTURAL - 1	vendor	6/28/2013	Approval	0
S2.0 - Rev 0	GENERAL NOTES AND DETAILS	STRUCTURAL - 1	vendor	6/28/2013	Approval	0
S3.0 - Rev 0	NORTH - WEST GATE HOUSE FOUNDATION PLAN AND FRAMING PLAN	STRUCTURAL - 1	vendor	6/28/2013	Approval	0
S4.0 - Rev 0	NORTH - EAST GATE HOUSE FOUNDATION PLAN AND FRAMING PLAN	STRUCTURAL - 1	vendor	6/28/2013	Approval	0
S5.0 - Rev 0	SOUTH - WEST GATE HOUSE FOUNDATION PLAN AND FRAMING PLAN	STRUCTURAL - 1	vendor	6/28/2013	Approval	0
S6.0 - Rev 0	SOUTH - EAST GATE HOUSE FOUNDATION PLAN AND FRAMING PLAN	STRUCTURAL - 1	vendor	6/28/2013	Approval	0
na	FOUNDATION DETAILS	STRUCTURAL - 1	vendor	6/28/2013	Approval	0
6007-CAL-CTS-57-52-1700	Alpha - Calculations for Solar Field Electrical Building and Transformer foundations	STRUCTURAL - 1	vendor	7/30/2013	Approval	0
6007-CAL-CTS-57-52-6700	Beta - Calculations for Solar Field Electrical Building and Transformer foundations	STRUCTURAL - 1	vendor	7/30/2013	Approval	0
6007-PLN-CTS-57-52-1700	Field Alpha substation Electrical Buildings and Transformer General Structural Notes	STRUCTURAL - 1	vendor	7/30/2013	Approval	0
6007-PLN-CTS-57-52-1701	Field Alpha substation Electrical Buildings and Transformer Foundation Plan	STRUCTURAL - 1	vendor	7/30/2013	Approval	1
6007-PLN-CTS-57-52-1702	Field Alpha substation Electrical Buildings and Transformer Foundation Plan	STRUCTURAL - 1	vendor	7/30/2013	Approval	1
6007-PLN-CTS-57-52-1703	Field Alpha substation Electrical Buildings and Transformer Foundation Details	STRUCTURAL - 1	vendor	7/30/2013	Approval	1
6007-PLN-CTS-57-52-6700	Field Beta substation Electrical Buildings and Transformer General Structural Notes	STRUCTURAL - 1	vendor	7/30/2013	Approval	0
6007-PLN-CTS-57-52-6701	Field Beta substation Electrical Buildings and Transformer Foundation Plan	STRUCTURAL - 1	vendor	7/30/2013	Approval	1
6007-PLN-CTS-57-52-6702	Field Beta substation Electrical Buildings and Transformer Foundation Plan	STRUCTURAL - 1	vendor	7/30/2013	Approval	1
6007-PLN-CTS-57-52-6703	Field Beta substation Electrical Buildings and Transformer Foundation Plan	STRUCTURAL - 1	vendor	7/30/2013	Approval	1
6007-PLN-CTS-57-52-6704	Field Beta substation Electrical Buildings and Transformer Foundation Details	STRUCTURAL - 1	vendor	7/30/2013	Approval	1
6007-PLN-ATM-57-52-1700-01	Alpha Partial Site Plan - Substation 101 Electrical Building	STRUCTURAL - 1	vendor	7/30/2013	Approval	0
6007-PLN-ATM-57-52-1700-02	Alpha Partial Site Plan - Substation 102 Electrical Building	STRUCTURAL - 1	vendor	7/30/2013	Approval	0
6007-PLN-ATM-57-52-1700-03	Alpha Partial Site Plan - Substation 103 Electrical Building	STRUCTURAL - 1	vendor	7/30/2013	Approval	0
6007-PLN-ATM-57-52-1700-04	Alpha Partial Site Plan - Substation 104 Electrical Building	STRUCTURAL - 1	vendor	7/30/2013	Approval	0
6007-PLN-ATM-57-52-6700-01	Beta Partial Site Plan - Substation 105 Electrical Building	STRUCTURAL - 1	vendor	7/30/2013	Approval	0
6007-PLN-ATM-57-52-6700-02	Beta Partial Site Plan - Substation 106 Electrical Building	STRUCTURAL - 1	vendor	7/30/2013	Approval	0
6007-PLN-ATM-57-52-6700-03	Beta Partial Site Plan - Substation 107 Electrical Building	STRUCTURAL - 1	vendor	7/30/2013	Approval	0
6007-PLN-ATM-57-52-6700-04	Beta Partial Site Plan - Substation 108 Electrical Building	STRUCTURAL - 1	vendor	7/30/2013	Approval	0
6007-PLN-ATM-57-52-6700-05	Beta Partial Site Plan - Substation 109 Electrical Building	STRUCTURAL - 1	vendor	7/30/2013	Approval	0
Binder Layout.pdf	UPS Enclosure Drawings-Wall Elevations	STRUCTURAL - 1	vendor	7/30/2013	Approval	D
6007-CAL-88-30-0001	Pier Foundation Loading	STRUCTURAL - 1	vendor	7/30/2013	Approval	0
21316-B01-P3	UPS Enclosure Floor Cutout	STRUCTURAL - 1	vendor	7/30/2013	Approval	D
7-52 Electrical Bldg Comment Resp	Electrical Bldg Comment Response Letter	STRUCTURAL - 1	vendor	7/30/2013	Approval	NA
STRUC-1-37.00-A&B G3	Response Letter	STRUCTURAL - 1	vendor	7/30/2013	Approval	NA
6007-PLN-AGE-58-52-3502	Mojave Solar Project. Alpha Plant. Electric trays support II foundation. Plan view and details	STRUCTURAL - 1	vendor	7/31/2013	Approval	3

ABENER TEYMA MOJAVE

Compliance No.:	GEN-2					
Job :	Mojave Solar Project					
Date: 2/17/11	Description: Structural Master Drawing List					
Sheet No.	Description	Applicable Condition of Certification	Vendor Supplied or EOR	Submittal Date	Reason for Submittal	Revision
6007-PLN-AGE-58-54-3502	Mojave Solar Project. Alpha Plant. Electric trays support II steel structure. Plan view	STRUCTURAL - 1	vendor	7/31/2013	Approval	4
6007-PLN-AGE-58-52-7502	Mojave Solar Project. Beta Plant. Electric trays support II foundation. Plan view and details	STRUCTURAL - 1	vendor	7/31/2013	Approval	4
6007-PLN-AGE-58-54-7502	Mojave Solar Project. Beta Plant. Electric trays support II steel structure. Plan view	STRUCTURAL - 1	vendor	7/31/2013	Approval	4
T-1-31.00-A&B MV-317 Exhaust S	Plan Check Reply_STRUCT-1-31.00	STRUCTURAL - 1	vendor	7/31/2013	Approval	NA
6007-PLN-ATP-00-50-S001	General Civil and Structural Notes	STRUCTURAL - 1	vendor	7/31/2013	Approval	3
6007-CAL-AGE-25-52-4600	Calculation report for MV-317 Exhaust support foundation power block Alpha Plant	STRUCTURAL - 1	vendor	7/31/2013	Approval	2
6007-CAL-AGE-25-52-8600	Calculation report for MV-317 Exhaust support foundation power block Beta Plant	STRUCTURAL - 1	vendor	7/31/2013	Approval	2
6007-PLN-AGE-25-52-4600	Field Alpha MV-317 Exhaust support foundation Cover sheet	STRUCTURAL - 1	vendor	7/31/2013	Approval	2
6007-PLN-AGE-25-52-4620	Field Alpha MV-317 Exhaust support foundation General Notes	STRUCTURAL - 1	vendor	7/31/2013	Approval	2
6007-PLN-AGE-25-52-4640	Field Alpha MV-317 Exhaust support foundation Plan & Details	STRUCTURAL - 1	vendor	7/31/2013	Approval	3
6007-PLN-AGE-25-52-8600	Field Beta MV-317 Exhaust support foundation Cover sheet	STRUCTURAL - 1	vendor	7/31/2013	Approval	3
6007-PLN-AGE-25-52-8620	Field Beta MV-317 Exhaust support foundation General Notes	STRUCTURAL - 1	vendor	7/31/2013	Approval	2
6007-PLN-AGE-25-52-8640	Field Beta MV-317 Exhaust support foundation Plan & Details	STRUCTURAL - 1	vendor	7/31/2013	Approval	3
Appendix D	Appendix D	STRUCTURAL - 1	vendor	7/31/2013	Approval	NA
T-1-31.00-A&B MV-317 Exhaust S	Plan Check Reply_STRUCT-1-31.00-A&B MV-317 Exhaust Support Foundations-PC2	STRUCTURAL - 1	vendor	7/31/2013	Approval	NA
6007-PLN-ATP-00-50-S001	General Civil and Structural Notes	STRUCTURAL - 1	vendor	7/31/2013	Approval	3
6007-CAL-AGE-25-54-4600	Calculation report for MV-317 Exhaust support structure Alpha Plant	STRUCTURAL - 1	vendor	7/31/2013	Approval	1
6007-CAL-AGE-25-54-8600	Calculation report for MV-317 Exhaust support structure Beta Plant	STRUCTURAL - 1	vendor	7/31/2013	Approval	1
6007-PLN-AGE-25-54-4600	Field Alpha MV-317 Exhaust support structure Cover sheet	STRUCTURAL - 1	vendor	7/31/2013	Approval	2
6007-PLN-AGE-25-54-4620	Field Alpha MV-317 Exhaust support structure General Notes	STRUCTURAL - 1	vendor	7/31/2013	Approval	2
6007-PLN-AGE-25-54-4640	Field Alpha MV-317 Exhaust support structure Plan & Details	STRUCTURAL - 1	vendor	7/31/2013	Approval	2
6007-PLN-AGE-25-54-8600	Field Beta MV-317 Exhaust support structure Cover sheet	STRUCTURAL - 1	vendor	7/31/2013	Approval	2
6007-PLN-AGE-25-54-8620	Field Beta MV-317 Exhaust support structure General Notes	STRUCTURAL - 1	vendor	7/31/2013	Approval	2
6007-PLN-AGE-25-54-8640	Field Beta MV-317 Exhaust support structure Plan & Details	STRUCTURAL - 1	vendor	7/31/2013	Approval	2
ASCE 7-05 12.9.4	Reports	STRUCTURAL - 1	vendor	7/31/2013	Approval	NA

Vivian Jiang, SE, PE

14250 Borego Rd., Apt. B103
Victorville, CA 92392
voice **626-393-2817**
email **vivianjzw@yahoo.com**

Qualifications

- **Licensed Structural Engineer and Professional Engineer** in the state of California with CBC, UBC and IBC familiarity
- **Expertise in structural and seismic design** of major commercial installations with emphasis on steel, concrete, masonry and wood design
- **Commitment to teamwork, collaboration and quality** over entire project cycle

Experience

Abener Ghenova Engineering, 14522 S. Outer 40 Rd.., Ste. 400, Chesterfield, MO
January 2012 – Present

Lead Structural Engineer

- Studies weight factors involved in new designs or modifications, utilizing computer techniques for analysis and simulation.
- Analyzes data and prepares reports of weight distribution estimates for use in design studies.
- Confers with design engineering personnel in such departments as preliminary design, structures, aerodynamics, and sub-systems to ensure coordination of weight, balance, and load specifications with other phases of product development.
- Prepares reports or graphic data for designers when weight and balance requires engineering changes.
- Prepares technical reports on mass moments of inertia, static and dynamic balance, dead weight distributions, cargo and fuselage compartments, and fuel center of gravity travel.
- Analyzes various systems, structures, and support equipment designs to obtain information on most efficient compromise between weight, operations, and cost.
- Directs and coordinates operation, maintenance, and repair of structure and systems in field installations.

URS Corporation, 915 Wilshire Blvd., Ste. 700, Los Angeles, CA November 2007 – January 2012

Structural Engineer IV

- Perform analysis and design for various structures according to California Building Code, including healthcare, higher education, residential and industrial.
- Provide earthquake evaluation notes, reports and review of drawings.
- Perform structural analysis and design for various structures according to the California Building Code and IBC (International Building Code), including healthcare, aviation, higher education, residential, commercial and industrial. Provide earthquake evaluation and retrofit design for existing buildings, prepare calculations, reports, drawings and computer modeling including 3-dimensional modeling of structures with software such as SAP, ETABS, AutoCAD, ENERCALC, Excel, RISA. With full technical responsibility for interpreting, organizing, executing and coordinating assignments with minimum supervision, maintain liaison with clients with responsibility for acting independently on technical matters and sign and seal calculations and drawings which the engineer is in charge.

Black & Veatch, 800 Wilshire Blvd., Ste. 600, Los Angeles, CA August 2006 – November 2007
Structural Engineer III
Involved in the structural design on water and wastewater facilities.

- Performed analysis and design of many structures, primarily in the environmental engineering area. Structures designed include sludge collection wet well; basins; pumping stations; clarifiers; reservoirs and numerous miscellaneous yard structures and vaults
- Familiar with water sloshing behavior under seismic load
- Extended deeper concrete knowledge

B&B Associates, Inc., 1111 S. Arroyo Pkwy., Ste. 450, Pasadena, CA April 2005 – July 2006
Project Manager
Managed engineering project from architectural plans through permitting and construction. Coordinated relationships with architects, building officials, client representatives and contractors. Directed engineering team and drafters through formulation and production of quality calculations and plans.

- Completed calculations and plans for numerous big-box retail establishments, including Wal-Mart stores (12), Circuit City stores (3), Ralph's grocery and Wickes furniture locations
- Leadership in structural design calculations for all types of loads and conditions related to open floor plans in seismically active regions
- Achieved efficiencies in engineering team that allowed company to handle 200% larger, more complex projects in two years time
- Planned budgets for accurate time estimates and labor requirements with revenue savings
- History of successful projects that increased company visibility and revenues

B&B Associates, Inc., 1111 S. Arroyo Pkwy., Ste. 450, Pasadena, CA June 2003 – April 2005
Project Engineer
Hands-on design of commercial structures with emphasis on concrete, steel and masonry. Performed calculations to determine load carrying characteristics of architectural systems and selected appropriate structural elements and details.

- Calculated efficient designs to maintain factor of safety with minimum material costs
- Created building structural systems for gravity and seismic loading conditions, including new and retrofit building designs
- Demonstrated knowledge of common building codes and common structural materials
- Inspected job sites to ensure that structural plans were implemented according to designs
- Promoted to Project Manager from Project Engineer in less than two years

Hart-Weidlinger, 4551 Glencoe Ave., Ste. 350, Marina del Rey, CA Sept 2001 – Dec 2002
Junior Engineer
Calculated solutions to structural design problems to assist senior engineering staff. Prepared drawings for release to clients and building officials in coordination with other engineers.

- Utilized structural analysis application software, such as SAP2000, for finite element model analysis
- Completed structural design drawings for steel, concrete, masonry and wood structures using AutoCAD drafting software
- Participated in static and dynamic analyses of World Trade Center collapse to find structural deficiencies and make recommendations for super structure design
- Assisted senior staff during construction administration phase of projects

University of Southern California, Los Angeles, CA Sept 2000 – Aug 2001
Research Assistant
Modeled various problems in engineering application software. Assisted research engineers with calculations and project management.

- Performed AutoCAD modeling for single-story industrial buildings
- Completed finite element analysis for complete structural systems in industrial building designs
- Performed research for engineering problem solving to assist academic staff

Education and Certifications

USC – University of Southern California, Los Angeles, CA
Master of Science, Structural Engineering, 2002 – General Engineering and Concrete Analysis

California Board for Professional Engineers and Land Surveyors
Licensed Structural Engineer, Structural Engineer license #5412
Licensed Professional Engineer, Civil Engineer license #68575

Skills

- Engineering Software: **SAP2000**, **CYPE**, **RISA** (2D/3D), **ENERCALC**, **ETABS**, **ADAPT-PT**, **PCA slab**, **Excel** spreadsheets for problem solving; Basic office software (**Word**, **Outlook**, **Explorer**, etc.)
- CAD Design from concept to completion, **Autodesk AutoCAD 200x**
- Structural Design (Steel, Reinforced Concrete, Masonry, Wood)
- Familiarity with all California Code adoptions – including California Building Code (**CBC**), Uniform Building Code (**UBC**) and International Building Code (**IBC**); Allowable Stress Design (**ASD**) Manual for Steel design; Load and Resistance Factor Design (**LRFD**) Manual for Steel design; American Concrete Institute (**ACI**) Specifications; National Design Specification (**NDS**) for Wood Construction
- Calculations by hand and software utilizing FORTRAN and C to solve complex engineering problems

PLANS

Segmentation Selection

Project Abengoa Mojave Solar Project

Submittal Title ELEC-1-18.04 Water Treatment Plant Lighting System-PCF

Edit Add Copy

General Information

Submittal Title	ELEC-1-18.04 Water Treatment Plant Lighting System-PCF
Submittal Description	CBO Approved
Transmittal Number	
Client Submittal Date	07/16/2013
Due Date	
Due Date Comments	
Client Date	
Expedite	No
Expedite Instructions	
Letter of Transmittal	ELEC-1-18.04_Water_Treatment_Plant_Lighting_System-PC1.pdf

Plan Checks - Pending

pcp Date	pcp Documents	pcp Comments

Plan Checks - Reviewed

pcr Date	pcr Documents	pcr Comments

CBO Approved

cboa Documents	cboa Date	cboa Comments
	07/31/2013	CBO Approved PC1

PLANS

Segmentation Selection

Project Abengoa Mojave Solar Project

Submittal Title ELEC-1-18.03 Ullage & Overflow Lighting System-PCF

Edit Add Copy

General Information

Submittal Title	ELEC-1-18.03 Ullage & Overflow Lighting System-PCF
Submittal Description	CBO Approved
Transmittal Number	
Client Submittal Date	07/16/2013
Due Date	
Due Date Comments	
Client Date	
Expedite	No
Expedite Instructions	
Letter of Transmittal	ELEC-1-18.03 Ullage & Overflow Lighting System-PC1.pdf

Plan Checks - Pending

pcp Date	pcp Documents	pcp Comments

Plan Checks - Reviewed

pcr Date	pcr Documents	pcr Comments

CBO Approved

cboa Documents	cboa Date	cboa Comments
	07/31/2013	CBO Approved PC1

PLANS

Segmentation Selection

Project Abengoa Mojave Solar Project

Submittal Title STRUC-1-24.00-Fire Protection Building Foundations-PCF

Edit Add Copy

General Information

Submittal Title	STRUC-1-24.00-Fire Protection Building Foundations-PCF
Submittal Description	CBO Approved
Transmittal Number	
Client Submittal Date	06/12/2013
Due Date	
Due Date Comments	
Client Date	
Expedite	Yes
Expedite Instructions	
Letter of Transmittal	STRUC-1-24.00-Fire Protection Building Foundations-PC1.pdf STRUC-1-24.00-Fire_Protection_Building_Foundations-PC2_TMT.pdf STRUC-1-24.00-Fire_Protection_Building_Foundations-PC3.pdf

Plan Checks - Pending

pcp Date	pcp Documents	pcp Comments

Plan Checks - Reviewed

pcr Date	pcr Documents	pcr Comments

CBO Approved

cboa Documents	cboa Date	cboa Comments
6007 CAL CTS 58-52-1200.pdf	07/30/2013	CBO Approved PC3

PLANS

Segmentation Selection

Project Abengoa Mojave Solar Project

Submittal Title STRUC-1-25.00-A&B Valve Maintenance Platform Foundation-PCF

Edit Add Copy

General Information

Submittal Title	STRUC-1-25.00-A&B Valve Maintenance Platform Foundation-PCF
Submittal Description	CBO Approved previously Conditionally Approved
Transmittal Number	
Client Submittal Date	06/13/2013
Due Date	
Due Date Comments	6/25/13 - Due date extended ok'd by KL. BT 6/14/13 - Correction of calcs only. BT 6/13/13 - ON HOLD pending correction of documents. BT
Client Date	
Expedite	Yes
Expedite Instructions	
Letter of Transmittal	STRUC-1-25.00 TMT.pdf 2013.07.03_STRUC-1-25.00-Valve_Maintenance_Platform-PC2.pdf

Plan Checks - Pending

pcp Date	pcp Documents	pcp Comments

Plan Checks - Reviewed

pcr Date	pcr Documents	pcr Comments

CBO Approved

cboa Documents	cboa Date	cboa Comments
	07/30/2013	CBO Approved PC2 - Previously Conditionally Approved.

PLANS

Segmentation Selection

Project Abengoa Mojave Solar Project

Submittal Title STRUC-1-8.00-Alpha and Beta Substation Plans - PCF

Edit Add Copy

General Information

Submittal Title STRUC-1-8.00-Alpha and Beta Substation Plans - PCF
Submittal Description CBO Approved from previously conditionally approved
Transmittal Number
Client Submittal Date 01/04/2013
Due Date
Due Date Comments
Client Date
Expedite Yes
Expedite Instructions
Letter of Transmittal

2013.01.04 STRUC-1-8.00-Alpha and Beta Substations Plans-PC1 TMT.pdf
2013.02.01_STRUC-1-8.00-Alpha_and_Beta_Substations_Plans-PC2_TMT.pdf
2013.02.22_STRUC-1-8.00-Alpha_and_Beta_Substations_Plans-PC3_TMT.pdf
2013.03.05_STRUC-1-8.00-Alpha_and_Beta_Substation_Plans_-_PC4-TMT.pdf
2013.04.15_STRUC-1-8.00-Alpha_and_Beta_Substation_Plans-PC5-TMT.pdf
STRUC-1-8.00-Alpha and Beta Substation Plans - PC6.pdf

Plan Checks - Pending

pcp Date	pcp Documents	pcp Comments

Plan Checks - Reviewed

pcr Date	pcr Documents	pcr Comments

CBO Approved

cboa Documents	cboa Date	cboa Comments
6007-ESP-ATD-23-54-E001.Rev 0.pdf 6007-INF-ATD-23-50-C002.Rev 0.pdf 6007-CAL-ATD-23-52-C070.Rev D.pdf	03/12/2013	CBO Approved PC4
6007-CAL-ATD-23-33-E048.pdf 6007-PLN-ATD-23-32-E051.pdf 6007-PLN-ATD-23-32-E052.pdf 6007-PLN-ATD-23-33-E041.pdf 6007-PLN-ATD-23-33-E042.pdf	05/14/2013	CBO Approved PC6
	07/29/2013	CBO Approved from previously condtiionally approved in PC6

PLANS

Segmentation Selection

Project Abengoa Mojave Solar Project

Submittal Title STRUC-1-30.00-A&B Cooling Tower Piping Support Foundations-PCX

Edit Add Copy

General Information

Submittal Title	STRUC-1-30.00-A&B Cooling Tower Piping Support Foundations-PCX
Submittal Description	CBO Conditionally Approved
Transmittal Number	
Client Submittal Date	06/27/2013
Due Date	
Due Date Comments	Critical Path Review Request
Client Date	
Expedite	Yes
Expedite Instructions	
Letter of Transmittal	STRUC-1-30.00-A&B Cooling Tower Piping Support Foundations-PC1 TMT.pdf STRUC-1-30.00-A&B_Cooling_Tower_Piping_Support_Foundations-PC2_TMT.pdf STRUC-1-30.00-A&B_Cooling_Tower_Piping_Support_Foundations-PC3.pdf

Plan Checks - Pending

pcp Date	pcp Documents	pcp Comments

Plan Checks - Reviewed

pcr Date	pcr Documents	pcr Comments

CBO Approved

cboa Documents	cboa Date	cboa Comments

CBO Conditionally Approved

cboca Documents	cboca Date	cboca Comments
	07/29/2013	CBO Conditionally Approved PC3

PLANS

Segmentation Selection

Project Abengoa Mojave Solar Project

Submittal Title STRUC-1-38.00-A&B Overflow Pipe Structure-PCX

Edit Add Copy

General Information

Submittal Title	STRUC-1-38.00-A&B Overflow Pipe Structure-PCX
Submittal Description	CBO Conditionally Approved
Transmittal Number	
Client Submittal Date	07/21/2013
Due Date	
Due Date Comments	
Client Date	
Expedite	Yes
Expedite Instructions	
Letter of Transmittal	STRUC-1-38.00-A&B Overflow Pipe Structure-PC1.pdf

Plan Checks - Pending

pcp Date	pcp Documents	pcp Comments

Plan Checks - Reviewed

pcr Date	pcr Documents	pcr Comments

CBO Approved

cboa Documents	cboa Date	cboa Comments

CBO Conditionally Approved

cboca Documents	cboca Date	cboca Comments
	07/26/2013	CBO Conditionally Approved PC1

PLANS

Segmentation Selection

Project Abengoa Mojave Solar Project

Submittal Title STRUC-1-16.01-Alpha and Beta Compressed Air System Building Structure-PCF

Edit Add Copy

General Information

Submittal Title	STRUC-1-16.01-Alpha and Beta Compressed Air System Building Structure-PCF
Submittal Description	CBO Approved from previously Conditionally Approved
Transmittal Number	
Client Submittal Date	04/29/2013
Due Date	
Due Date Comments	
Client Date	
Expedite	Yes
Expedite Instructions	
Letter of Transmittal	2013.04.29-STRUC-1-16.01-Alpha and Beta Compressed Air System Building Structure-PC1-TMT.pdf STRUC-1-16.01-Alpha_and_Beta_Compressed_Air_System_Building_Structure-PC2.pdf

Plan Checks - Pending

pcp Date	pcp Documents	pcp Comments

Plan Checks - Reviewed

pcr Date	pcr Documents	pcr Comments

CBO Approved

cboa Documents	cboa Date	cboa Comments
	07/26/2013	CBO Approved PC2 - previously condtionally approved

PLANS

Segmentation Selection

Project Abengoa Mojave Solar Project

Submittal Title STRUC-1-18.02-Alpha and Beta Crossing-Overflow & Ullage Structure–PCF

Edit Add Copy

General Information

Submittal Title	STRUC-1-18.02-Alpha and Beta Crossing-Overflow & Ullage Structure–PCF
Submittal Description	CBO Approved from previously Conditionally Approved
Transmittal Number	
Client Submittal Date	04/09/2013
Due Date	
Due Date Comments	4/9/13 - ON HOLD - Steel connection drawings for to be submitted under separate submittal. Reviewer needs this other submittal. BT per KL. Received as STRUC 1-18.03. Receivec
Client Date	
Expedite	Yes
Expedite Instructions	
Letter of Transmittal	2013.04.08 STRUC-1-18.02-Alpha and Beta Overflow-Ullage Steel platform Structure–PC1-TMT.pdf 2013.05.05-STRUC-1-18.02-Alpha_and_Beta_Crossing-Overflow_&_Ullage_Structure-PC2-TMT.pdf

Plan Checks – Pending

pcp Date	pcp Documents	

Plan Checks – Reviewed

pcr Date	pcr Documents	

CBO Approved

cboa Documents	cboa Date	
6007-PLN-AGE-74-54-6023-R01.pdf	07/25/2013	CBO Approved PC2 from previously Conditionally Approved

PLANS

Segmentation Selection

Project Abengoa Mojave Solar Project

Submittal Title CIVIL-1-21.02-HTF Pipe Support Steel Truss Main Beta Channel Crossing Structure-PCF

Edit Add Copy

General Information

Submittal Title	CIVIL-1-21.02-HTF Pipe Support Steel Truss Main Beta Channel Crossing Structure-PCF
Submittal Description	CBO Approved from previosly conditionally approved
Transmittal Number	
Client Submittal Date	03/19/2013
Due Date	
Due Date Comments	
Client Date	
Expedite	Yes
Expedite Instructions	
Letter of Transmittal	2013.03.13 CIVIL-1-21.02-CIVIL-1-21.02-HTF Pipe Support Steel Truss Main Beta Channel Crossing Structure-PC1-TMT.pdf 2013.04.02_CIVIL-1-21.02-HTF_Pipe_Support_Steel_Truss_Main_Beta_Channel_Crossing_Structure-PC2-TMT.pdf 2013.04.11_CIVIL-1-21.02-HTF_Pipe_Support_Steel_Truss_Main_Beta_Channel_Crossing_Structure-PC3-TMT.pdf

Plan Checks - Pending

pcp Date	pcp Documents	pcp Comments

Plan Checks - Reviewed

pcr Date	pcr Documents	pcr Comments

CBO Approved

cboa Documents	cboa Date	cboa Comments
	07/25/2013	CBO Approved from previously condtionally approved

PLANS

Segmentation Selection

Project Abengoa Mojave Solar Project

Submittal Title STRUC-1-25.02-A&B Valve Maintenance Platform Structure-PCF

Edit Add Copy

General Information

Submittal Title	STRUC-1-25.02-A&B Valve Maintenance Platform Structure-PCF
Submittal Description	CBO Approved
Transmittal Number	
Client Submittal Date	06/30/2013
Due Date	
Due Date Comments	7/1/13 - Review to proceed, engineer to sign is on vacation until 7/8. BT 6/30/13 - ON HOLD pending signature of drawing #8100. BT
Client Date	
Expedite	Yes
Expedite Instructions	
Letter of Transmittal	2013.06.28 STRUC-1-25.02-A&B Valve Maintenance Platform Structure-PC1 TMT.pdf 2013.07.17_STRUC-1-25.02-A&B_Valve_Maintenance_Platform_Structure-PC2.pdf

Plan Checks - Pending

pcp Date	pcp Documents	pcp Comments

Plan Checks - Reviewed

pcr Date	pcr Documents	pcr Comments

CBO Approved

cboa Documents	cboa Date	cboa Comments
Drift.pdf	07/25/2013	CBO Approved PC2

PLANS

Segmentation Selection

Project Abengoa Mojave Solar Project

Submittal Title STRUC-1-25.01-A&B Valve Maintenance Platform Connections-PCF

Edit Add Copy

General Information

Submittal Title	STRUC-1-25.01-A&B Valve Maintenance Platform Connections-PCF
Submittal Description	CBO Approved with Embedded Comments
Transmittal Number	
Client Submittal Date	06/28/2013
Due Date	
Due Date Comments	06/28/2013 - Corrected and released from hold. BT 06/28/2013 - ON HOLD pending unlocking of (6) documents. BT
Client Date	07/08/2013
Expedite	Yes
Expedite Instructions	
Letter of Transmittal	STRUC-1-25.01-A&B Valve Maintenance Platform Connections-PC1.pdf

Plan Checks - Pending

pcp Date	pcp Documents	pcp Comments

Plan Checks - Reviewed

pcr Date	pcr Documents	pcr Comments

CBO Approved

cboa Documents	cboa Date	cboa Comments
BV Approved with Embedded Comments Letter STRUC-1-25.01-PC2 Abengoa.pdf	07/25/2013	CBO Approved with Embedded Comments PC2

PLANS

Segmentation Selection

Project Abengoa Mojave Solar Project

Submittal Title FAB-1-28.00-BELL STEEL COMPANY INC-PCF

Edit Add Copy

General Information

Submittal Title	FAB-1-28.00-BELL STEEL COMPANY INC-PCF
Submittal Description	CBO Approved and Reference
Transmittal Number	
Client Submittal Date	07/23/2013
Due Date	
Due Date Comments	
Client Date	
Expedite	No
Expedite Instructions	
Letter of Transmittal	FAB-1-28.00-BELL STEEL COMPANY INC-PC1.pdf

Plan Checks - Pending

pcp Date	pcp Documents	pcp Comments

Plan Checks - Reviewed

pcr Date	pcr Documents	pcr Comments

CBO Approved

cboa Documents	cboa Date	cboa Comments
	07/24/2013	CBO Approved PC1

PLANS

Segmentation Selection

Project Abengoa Mojave Solar Project

Submittal Title STRUC-1-33.01-A&B Silencer Rack 2 Structure-PCX

Edit Add Copy

General Information

Submittal Title	STRUC-1-33.01-A&B Silencer Rack 2 Structure-PCX
Submittal Description	CBO Conditionally Approved
Transmittal Number	
Client Submittal Date	07/03/2013
Due Date	
Due Date Comments	7/8/13 - Released from hold. 7/3/13 - ON HOLD pending clarification of reference documents. BT
Client Date	
Expedite	Yes
Expedite Instructions	
Letter of Transmittal	2013.07.03 STRUC-1-33.01-A&B Silencer Rack 2 Structure-PC1.pdf

Plan Checks - Pending

pcp Date	pcp Documents	pcp Comments

Plan Checks - Reviewed

pcr Date	pcr Documents	pcr Comments

CBO Approved

cboa Documents	cboa Date	cboa Comments

CBO Conditionally Approved

cboca Documents	cboca Date	cboca Comments
BV Conditionally Approved Letter - STRUC-1-33.01-PC2-Abengoa.pdf	07/24/2013	CBO Conditionally Approved PC2

PLANS

Segmentation Selection

Project Abengoa Mojave Solar Project

Submittal Title STRUC-1-28.00-A&B Diesel Generator Mat Slab Foundation Plans-PCF

Edit Add Copy

General Information

Submittal Title	STRUC-1-28.00-A&B Diesel Generator Mat Slab Foundation Plans-PCF
Submittal Description	CBO Approved
Transmittal Number	
Client Submittal Date	06/25/2013
Due Date	
Due Date Comments	
Client Date	
Expedite	Yes
Expedite Instructions	
Letter of Transmittal	STRUC-1-28.00-A&B Diesel Generator Mat Slab. Foundation Plans-PC1.pdf 2013.07.15_STRUC-1-28.00-A&B_Diesel_Generator_Mat_Slab._Foundation_Plans-PC2.pdf

Plan Checks - Pending

pcp Date	pcp Documents	pcp Comments

Plan Checks - Reviewed

pcr Date	pcr Documents	pcr Comments

CBO Approved

cboa Documents	cboa Date	cboa Comments
	07/19/2013	CBO Approved PC2

PLANS

Segmentation Selection

Project Abengoa Mojave Solar Project

Submittal Title STRUC-1-29.00-A&B Cooling Tower Chemical Feed System Foundation Plans-PCF

Edit Add Copy

General Information

Submittal Title	STRUC-1-29.00-A&B Cooling Tower Chemical Feed System Foundation Plans-PCF
Submittal Description	CBO Approved
Transmittal Number	
Client Submittal Date	06/25/2013
Due Date	
Due Date Comments	
Client Date	
Expedite	Yes
Expedite Instructions	
Letter of Transmittal	STRUC-1-29.00-A&B Cooling Tower Chemical Feed System Foundation Plan-PC1 TMT.pdf STRUC-1-29.00-A&B_Cooling_Tower_Chemical_Feed_System_Foundation_Plan-PC2.pdf

Plan Checks - Pending

pcp Date	pcp Documents	pcp Comments

Plan Checks - Reviewed

pcr Date	pcr Documents	pcr Comments

CBO Approved

cboa Documents	cboa Date	cboa Comments
	07/19/2013	CBO Approved PC2

PLANS

Segmentation Selection

Project Abengoa Mojave Solar Project

Submittal Title GEN-6-12.03-University Mechanical- Daniel Gipson-PCF

Edit Add Copy

General Information

Submittal Title	GEN-6-12.03-University Mechanical- Daniel Gipson-PCF
Submittal Description	CBO Approved
Transmittal Number	
Client Submittal Date	07/11/2013
Due Date	
Due Date Comments	
Client Date	
Expedite	Yes
Expedite Instructions	
Letter of Transmittal	GEN-6-12.03-University Mechanical- Daniel Gipson-PC1.pdf

Plan Checks - Pending

pcp Date	pcp Documents	pcp Comments

Plan Checks - Reviewed

pcr Date	pcr Documents	pcr Comments

CBO Approved

cboa Documents	cboa Date	cboa Comments
D_Gipson_CWI_&_Resume.pdf	07/11/2013	CBO Approved PC1

PLANS

Segmentation Selection

Project Abengoa Mojave Solar Project

Submittal Title GEN-4-1.08-Resident Engineer Delegate Resume for Vivian Jiang, SE,PE-PCF

Edit Add Copy

General Information

Submittal Title	GEN-4-1.08-Resident Engineer Delegate Resume for Vivian Jiang, SE,PE-PCF
Submittal Description	CBO Approved
Transmittal Number	
Client Submittal Date	07/10/2013
Due Date	
Due Date Comments	
Client Date	
Expedite	Yes
Expedite Instructions	
Letter of Transmittal	GEN-4-1.08-Resident Engineer Delegate Resume for Vivian Jiang, SE,PE-PC1 TMT.pdf

Plan Checks - Pending

pcp Date	pcp Documents	pcp Comments

Plan Checks - Reviewed

pcr Date	pcr Documents	pcr Comments

CBO Approved

cboa Documents	cboa Date	cboa Comments
Vivian_Jiang,_SE,_PE.pdf	07/11/2013	CBO Approved PC1

PLANS

Segmentation Selection

Project Abengoa Mojave Solar Project

Submittal Title STRUC-1-4.05-CP PSV Platform in South Rack 1-PCF

Edit Add Copy

General Information

Submittal Title	STRUC-1-4.05-CP PSV Platform in South Rack 1-PCF
Submittal Description	CBO Approved
Transmittal Number	
Client Submittal Date	05/10/2013
Due Date	
Due Date Comments	
Client Date	
Expedite	Yes
Expedite Instructions	
Letter of Transmittal	2013.05.10 STRUC-1-4.05-CP PSV Platform in South Rack 1-PC1-TMT.pdf STRUC-1-4.05-CP_PSV_Platform_in_South_Rack_1-PC2.pdf STRUC-1-4.05-CP_PSV_Platform_in_South_Rack_1-PC3.pdf STRUC-1-4.05-CP_PSV_Platform_in_South_Rack_1-PC5_TMT.pdf

Plan Checks - Pending

pcp Date	pcp Documents	pcp Comments

Plan Checks - Reviewed

pcr Date	pcr Documents	pcr Comments

CBO Approved

cboa Documents	cboa Date	cboa Comments
	07/11/2013	CBO Approved PC5

PLANS

Segmentation Selection

Project Abengoa Mojave Solar Project

Submittal Title ELEC-1-25.00-One-line Diagram 5KV Distribution System-PCF

Edit Add Copy

General Information

Submittal Title	ELEC-1-25.00-One-line Diagram 5KV Distribution System-PCF
Submittal Description	CBO Approved
Transmittal Number	
Client Submittal Date	06/30/2013
Due Date	
Due Date Comments	
Client Date	
Expedite	Yes
Expedite Instructions	
Letter of Transmittal	ELEC-1-25.00-One-line Diagram 5KV Distribution System-PC1.pdf

Plan Checks - Pending

pcp Date	pcp Documents	pcp Comments

Plan Checks - Reviewed

pcr Date	pcr Documents	pcr Comments

CBO Approved

cboa Documents	cboa Date	cboa Comments
	07/08/2013	CBO Approved PC1

PLANS

Segmentation Selection

Project Abengoa Mojave Solar Project

Submittal Title STRUC-1-4.06-CP PSV Platform Connections in South Rack 1-PCF

Edit Add Copy

General Information

Submittal Title	STRUC-1-4.06-CP PSV Platform Connections in South Rack 1-PCF
Submittal Description	CBO Approved
Transmittal Number	
Client Submittal Date	06/04/2013
Due Date	
Due Date Comments	
Client Date	
Expedite	Yes
Expedite Instructions	
Letter of Transmittal	STRUC-1-4.06-CP PSV Platform Connections in South Rack 1-PC1.pdf STRUC-1-4.06-CP_PSV_Platform_Connections_in_South_Rack_1-PC2.pdf STRUC-1-4.06-CP_PSV_Platform_Connections_in_South_Rack_1-PC3.pdf

Plan Checks - Pending

pcp Date	pcp Documents	pcp Comments

Plan Checks - Reviewed

pcr Date	pcr Documents	pcr Comments

CBO Approved

cboa Documents	cboa Date	cboa Comments
[illegible]	07/02/2013	CBO Approved PC3

PLANS

Segmentation Selection

Project Abengoa Mojave Solar Project

Submittal Title ELEC-1-12.02-A&B CP Lightning Protection-PCF

Edit Add Copy

General Information

Submittal Title	ELEC-1-12.02-A&B CP Lightning Protection-PCF
Submittal Description	CBO Approved
Transmittal Number	
Client Submittal Date	06/24/2013
Due Date	
Due Date Comments	
Client Date	
Expedite	Yes
Expedite Instructions	
Letter of Transmittal	ELEC-1-12.02-A&B CP Lightning Protection-PC1 TMT For BV.pdf

Plan Checks - Pending

pcp Date	pcp Documents	pcp Comments

Plan Checks - Reviewed

pcr Date	pcr Documents	pcr Comments

CBO Approved

cboa Documents	cboa Date	cboa Comments
6007-PLN-AGE-67-36-5447 Utilities Lightning Building 26 Alpha Rev 0 Sheet 3.pdf	07/01/2013	CBO Approved PC1

Appendix G
Compliance Matrix

Mojave Solar Project
Monthly Compliance Report
San Bernardino County, California

July 2013 Reporting Period

Date Modified:	7/12/2013	ABENGOA SOLAR	Document	COMPLIANCE MATRIX	
			Project	MOJAVE SOLAR PROJECT	
			Location	Harper Lake, California	
Cond. #	Sort Code	Verification/Action/Submittal Required by Project Owner	Timeframe	Date Due to CEC CPM	Status
COMPLIANCE-1	PC, CONS, COMM, OPS	The CPM, responsible Energy Commission staff, and delegated agencies or consultants shall be guaranteed and granted unrestricted access to the power plant site, related facilities, project-related staff, and the records maintained onsite, for the purpose of conducting audits, surveys, inspections, or general site visits. Although the CPM will normally schedule site visits on dates and times agreeable to the project owner, the CPM reserves the right to make unannounced visits at any time.	As required		Ongoing
COMPLIANCE-2	PC, CONS, COMM, OPS	Maintain project files on-site or at an alternative site approved by the CPM for the life of the project, unless a lesser period of time is specified by the Conditions. The files shall contain copies of all "as-built" drawings, documents submitted as verification for Conditions, and other project-related documents. Energy Commission staff and delegate agencies shall, upon request, be given unrestricted access to the files maintained pursuant to this Condition.	As required		Not Started
COMPLIANCE-3	PC, CONS, COMM, OPS	Verification and Submittal Instructions	As required		Ongoing
COMPLIANCE-5	PC, CONS, COMM, OPS	A compliance matrix shall be submitted to the CPM along with each monthly and annual compliance report.	MCR/ACR	Monthly, Annually	Ongoing
COMPLIANCE-6	PC, CONS, COMM, OPS	The first MCR is due one month following the Energy Commission business meeting date upon which the project was approved, unless otherwise agreed to by the CPM. The first MCR shall include the AFC number and an initial list of dates for each of the events identified on the Key Events List found at the end of this section of the Decision. During pre-construction and construction of the project, submit an original and an electronic searchable version of the MCR within 10 working days after the end of each reporting month. MCR shall be clearly identified for the month being reported.	10 working days after end of each month	Monthly	Ongoing
COMPLIANCE-7	COMM, OPS	ACR: After construction is complete, the project owner shall submit Annual Compliance Reports instead of Monthly Compliance Reports. The reports are for each year of commercial operation and are due to the CPM each year at a date agreed to by the CPM. Annual Compliance Reports shall be submitted over the life of the project unless otherwise specified by the CPM.	ACR	Annually	Not Started
COMPLIANCE-9	PC, CONS, COMM, OPS	Annual Energy Facility Compliance Fee: Pursuant to the provisions of section 25806(b) of the Public Resources Code, the project owner is required to pay an annual compliance fee, which is adjusted annually.	Day of Comm. Dec., Annually thereafter by July 1	Sept. 16, 2010; Annually thereafter by July 1	Ongoing
COMPLIANCE-10	PC, CONS, COMM, OPS	The telephone number shall be posted at the project site and made easily visible to passersby during construction and operation. All recorded complaints shall be responded to within 24 hours. Complaint Reporting.	within 24 hours of receipt	within 24 hours of receipt	Ongoing
COMPLIANCE-10	PC, CONS, COMM, OPS	Any changes to the telephone number shall be submitted immediately to the CPM, who will update the web page.	As required		
COMPLIANCE-10	PC, CONS, COMM, OPS	The project owner shall report and provide copies to the CPM of all complaint forms, including noise and lighting complaints, notices of violation, notices of fines, official warnings, and citations, within 10 days of receipt. Complaints shall be logged and numbered. Noise complaints shall be recorded on the form provided in the NOISE Conditions of Certification. All other complaints shall be recorded on the complaint form located at the end of this section.	within 10 days of receipt	within 10 days of receipt	Ongoing
COMPLIANCE-11	OPS	Planned closure: In order to ensure that a planned facility closure does not create adverse impacts, a closure process that provides for careful consideration of available options and applicable laws, ordinances, regulations, standards, and local/regional plans in existence at the time of closure, will be undertaken. To ensure adequate review of a planned project closure, the project owner shall submit a proposed facility closure plan to the Energy Commission for review and approval at least 12 months (or other period of time agreed to by the CPM) prior to commencement of closure activities. The project owner shall file 120 copies (or other number of copies agreed upon by the CPM) of a proposed facility closure plan with the Energy Commission.	12 months (or other period of time agreed to by the CPM) prior to commencement of closure activities		Not Started

Cond. #	Sort Code	Verification/Action/Submittal Required by Project Owner	Timeframe	Date Due to CEC CPM	Status
COMPLIANCE-11	OPS	Prior to submittal of the proposed facility closure plan, a meeting shall be held between the project owner and the Energy Commission CPM for the purpose of discussing the specific contents of the plan. In the event that there are significant issues associated with the proposed facility closure plan's approval, or the desires of local officials or interested parties are inconsistent with the plan, the CPM shall hold one or more workshops and/or the Energy Commission may hold public hearings as part of its approval procedure.	Prior to submittal of closure plan		Not Started
COMPLIANCE-12	COMM	Unplanned Temporary Closure/On-Site Contingency Plan: In order to ensure that public health and safety and the environment are protected in the event of an unplanned temporary facility closure, it is essential to have an on-site contingency plan in place. The on-site contingency plan will help to ensure that all necessary steps to mitigate public health and safety impacts and environmental impacts are taken in a timely manner. The project owner shall submit an on-site contingency plan for CPM review and approval. The plan shall be submitted no less than 60 days (or other time agreed to by the CPM) prior to commencement of commercial operation. The approved plan must be in place prior to commercial operation of the facility and shall be kept at the site at all times.	60 days prior to COD		Not Started
COMPLIANCE-12	OPS	Other Unplanned Closure Instructions	Various	Various	When Needed
COMPLIANCE-13	OPS	Unplanned Permanent Closure/On-Site Contingency Plan: The on-site contingency plan required for unplanned temporary closure shall also cover unplanned permanent facility closure. All of the requirements specified for unplanned temporary closure shall also apply to unplanned permanent closure. In addition, the on-site contingency plan shall address how the project owner will ensure that all required closure steps will be successfully undertaken in the event of abandonment. In the event of an unplanned permanent closure, the project owner shall notify the CPM, as well as other responsible agencies, by telephone, fax, or e-mail, within 24 hours and shall take all necessary steps to implement the on-site contingency plan. The project owner shall keep the CPM informed of the status of all closure activities.	within 24 hours of unplanned temporary closure	within 24 hours of unplanned temporary closure	When Needed
COMPLIANCE-14	PC, CONS, COMM, OPS	Amendments, Ownership Changes, Staff Approved Project Modifications and Verification Change Instructions	As required		Ongoing
AQ-SC3	CONS	Provide the CPM the following to demonstrate control of fugitive dust emissions: A summary of all actions taken to maintain compliance with this condition; Copies of any complaints filed with the District in relation to project construction; and Any other documentation deemed necessary by the CPM and AQCMM to verify compliance with this condition. Such information may be provided via electronic format or disk.	MCR	Monthly	Ongoing
AQ-SC4	CONS	Provide a summary of all actions taken to maintain compliance with this condition; copies of any complaints filed with the District in relation to project construction; and any other documentation deemed necessary by the CPM and AQCMM to verify compliance with this condition.	MCR	Monthly	Ongoing
AQ-SC5	CONS	Include the following to demonstrate control of diesel construction-related emissions: summary of all actions taken to control diesel construction related emissions; list of all heavy equipment used on site during that month, including the owner of that equipment and a letter from each owner indicating that equipment has been properly maintained; and any other documentation deemed necessary by the CPM or AQCMM to verify compliance with this condition. Such information may be provided via electronic format or disk.	MCR	Monthly	Ongoing
AQ-SC6	COMM	Submit to the CPM a copy of the plan that identifies the size and type of the on-site vehicle and equipment fleet and the vehicle and equipment purchase orders and contracts and/or purchase schedule.	30 days prior to COD		Not Started
AQ-SC6	OPS	The plan shall be updated every other year.	ACR	Biennially	Not Started
AQ-SC7	COMM	Submit to CPM for review and approval a copy of site ODCP that identifies the dust and erosion control procedures including effectiveness and environmental data for the proposed soil stabilizer, that will be used during operation of the project and that identifies all locations of the speed limit signs.	30 days prior to COD		Not Started
AQ-SC7	OPS	Provide CPM a report indentifying the locations of all speed limit signs and a copy of the project employee and contractor training manual that clearly identifies that project employees and contractors are required to comply with the dust and erosion control procedures and on-site speed limits.	60 days after COD		Not Started
AQ-SC8	CONS & OPS	Submit any ATC, PTO, and proposed federal air permit modifications to the CPM within five working days of its submittal either by 1) the project owner to an agency, or 2) receipt of proposed modifications from an agency. Submit all modified ATC/PTO documents and all federal air permits to the CPM within 15 days of reciept.	Within 5 days of its submittal or receipt		When Needed

Cond. #	Sort Code	Verification/Action/Submittal Required by Project Owner	Timeframe	Date Due to CEC CPM	Status
AQ-SC9	CONS	Provide documentation regarding any requests from the residents to be relocated for longer periods during construction and the actions taken to evaluate those requests.	MCR	Monthly	When Needed
AQ-1	COMM & OPS	Aux Boilers, operation: Make site available for inspection of records by representatives of the District, ARB, and the Energy Commission upon request.	As required		Amendment Pending
AQ-2	COMM & OPS	Aux Boilers, fuel: Make the site available for inspection of records by representatives of the District, ARB, and the Energy Commission upon request.	As required		Amendment Pending
AQ-3	OPS	Aux Boilers: Include information demonstrating compliance with boiler emission rates.	ACR	Annually	Amendment Pending
AQ-4	OPS	Aux Boilers, tuning: Make site available for inspection of records by representatives of the District, ARB, and the Energy Commission.	Prior to expiration date annually	Annually	Amendment Pending
AQ-5	OPS	Aux Boilers, operations log: Make site available for inspection of records and equipment by representatives of the District, ARB, and the Energy Commission.	As required		Amendment Pending
AQ-6	COMM	Aux Boilers, initial compliance tests: Notify the District and CPM prior to execution of test.	15 working days prior to test		Amendment Pending
AQ-6	COMM	Submit test results to the District and CPM.	Within 180 days of initial startup		Amendment Pending
AQ-7	OPS	Aux Boilers, annual compliance tests: Notify District of intention to perform tests.	15 business days prior to Annual test	15 business days prior to Annual test	Amendment Pending
AQ-7	OPS	Test results submitted to the District and CPM.	6 weeks prior to expiration of permit		Amendment Pending
AQ-8	OPS	Aux Boilers: Include information demonstrating compliance with boiler annual fuel use limit.	ACR	Annually	Amendment Pending
AQ-9	OPS	HTF Ullage/Expansion System, operation: Make the site available for inspection of records by representatives of the District, ARB, and the Energy Commission.	As required		
AQ-10	OPS	Only HTF in system: Make the site available for inspection of records by representatives of the District, ARB, and the Energy Commission.	As required		
AQ-11	OPS	N2 blanket: Make the site available for inspection of records by representatives of the District, ARB, and the Energy Commission.	As required		
AQ-12	CONS & OPS	Temp. of N2 venting coolers: Provide the District and CPM manufacturer design specifications showing compliance with this condition . Have active temperature gauges that can be inspected to show compliance with this condition.	30 days prior to installation of ullage/expansion vent system		
AQ-14	CONS & OPS	Provide the District and CPM manufacturer design specifications showing compliance. Have active temperature gauges that can be inspected to show ongoing compliance.	30 days prior to installation of nitrogen condensing tanks		
AQ-16	CONS	The inspection and maintenance plan shall be submitted to the CPM for review and approval .	30 days before delivery of HTF		
AQ-16	OPS	Provide the quantity of used HTF fluid removed from the system and the amount of new HTF fluid added to the system each year.	ACR	Annually	
AQ-16	OPS	Make the site available for inspection of HTF piping Inspection and Maintenance Program records and HTF system equipment by representatives of the District, ARB, and the Energy Commission.	As required		
AQ-17	COMM	Provide a compliance test protocol to the District for approval and CPM for review	Less than 60 days after startup		
AQ-17	COMM	Submit a test plan to the District for approval and CPM for review.	30 days prior to the compliance tests		
AQ-17	COMM	Notify the District and the CPM before the execution of the compliance tests required in AQ-18 and AQ-19.	10 working days prior to tests		
AQ-17	COMM	Test results shall be submitted to the District and to the CPM.	within 45 days after tests conducted		
AQ-18	COMM	Submit the test results to the District and to the CPM.	within 180 days after initial startup		
AQ-19	OPS	Include the test results demonstrating compliance with this condition.	ACR	Annually	
AQ-19	OPS	Make site available for inspection of records by representatives of the District, ARB, and the Energy Commission.	As required		
AQ-20	OPS	Include the test results demonstrating compliance with this condition.	ACR	Annually	
AQ-20	OPS	Make the site available for inspection of records by representatives of the District, ARB, and the Energy Commission.	As required		
AQ-21	OPS	Submit a compliance plan of the toxic or hazardous substances for District approval and CPM review if current non-criteria substances in the HTF become regulated as toxic or hazardous substances.	As required		
AQ-22	OPS	Make site available for inspection of records and equipment by representatives of the District, ARB, and the Energy Commission.	As required	Annually	
AQ-23	OPS	Make site available for inspection of records and equipment by representatives of the District, ARB, and the Energy Commission.	As required		

Cond. #	Sort Code	Verification/Action/Submittal Required by Project Owner	Timeframe	Date Due to CEC CPM	Status
AQ-25	COMM & OPS	The cooling tower recirculation water TDS content test results shall be provided to representatives of the District, ARB, and the Energy Commission upon request.	As required		
AQ-26	COMM	Provide an emissions calculation and water sample testing protocol to the District for approval and CPM for review.	30 days prior cooling tower water test		
AQ-27	OPS	Submit to the CPM the cooling tower operating data demonstrating compliance with this condition.	ACR	Annually	
AQ-28	OPS	Make site available for inspection of records and equipment by representatives of the District, ARB, and the Energy Commission.	As required	As required	
AQ-29	OPS	Make available at request the written drift eliminator maintenance procedures for inspection by representatives of the District, ARB, and the Energy Commission.	As required	As required	
AQ-30	OPS	Make site available for inspection of equipment and records by representatives of the District, ARB, and the Energy Commission.	As required	As required	
AQ-31	OPS	Make site available for inspection of equipment and fuel purchase records by representatives of the District, ARB, and the Energy Commission.	As required		
AQ-32	CONS	Provide the District and the CPM the specification of the hour meter.	30 days prior to installation of engine		
AQ-33	OPS	Make the site available for inspection of records and equipment by representatives of the District, ARB, and the Energy Commission.	As required		
AQ-34	OPS	Submit records required by this condition that demonstrating compliance with the sulfur content and engine use limitations of conditions AQ-28 and AQ-30 including a photograph showing the annual reading of engine hours.	ACR		
AQ-34	OPS	Make site available for inspection of records by representatives of the District, ARB, and the Energy Commission.	As required		
AQ-35	OPS	Make site available for inspection of records and equipment by representatives of the District, ARB, and the Energy Commission.	As required		
AQ-36	OPS	Make site available for inspection of records and equipment by representatives of the District, ARB, and the Energy Commission.	As required		
AQ-37	OPS	Make site available for inspection of records and equipment by representatives of the District, ARB, and the Energy Commission.	As required		
AQ-38	COMM	Make site available for inspection of equipment by representatives of the District, ARB, and the Energy Commission.	As required		
AQ-39	OPS	Not necessary			
AQ-41	COMM & OPS	Make site available for inspection of records and equipment by representatives of the District, ARB, and the Energy Commission.	As required		
AQ-42	OPS	Make site available for inspection of equipment and fuel purchase records by representatives of the District, ARB, and the Energy Commission.	As required		
AQ-43	OPS	Provide the District and the CPM the specification of the hour timer.	30 days prior to installation of engine		
AQ-44	OPS	Make the site available for inspection of records and equipment by representatives of the District, ARB, and the Energy Commission.	As required		
AQ-45	OPS	Submit records required by this condition that demonstrating compliance with the sulfur content and engine use limitations of conditions AQ-42, AQ-44 and AQ-46 including a photograph showing the annual reading of engine hours.	ACR	Annually	
AQ-45	OPS	Make the site available for inspection of records by representatives of the District, ARB, and the Energy Commission.	As required		
AQ-46	COMM & OPS	Make the site available for inspection of records and equipment by representatives of the District, ARB, and the Energy Commission.	As required		
AQ-48	OPS	Not necessary	None		
AQ-50	CONS	Toll free number 1-800-635-4617 must be posted. Make site available for inspection of records by representatives of the District, ARB, and the Energy Commission.	As required		
AQ-51	OPS	Maintain a log of all inspections, repairs and maintenance on equipment subject to Rule 461. Make site available for inspection of records by representatives of the District, ARB, and the Energy Commission.	As required		
AQ-52	CONS	Any modifications or changes to the piping or control fitting of the vapor recovery system requires prior approval from the District. Make the site available for inspection of records by representatives of the District, ARB, and the Energy Commission.	As required		
AQ-53	CONS	Vapor vent pipes are to be equipped with Husky 5885 pressure relief valves or as otherwise allowed by EO. Make the site available for inspection of records by representatives of the District, ARB, and the Energy Commission.	As required		
AQ-54	COMM	Perform tests. Determination of Static Pressure Performance of Vapor Recovery Systems at Gasoline Dispensing Facilities with Aboveground Storage Tanks, Phase I Adapters, Emergency Vents, Spill Container Drain Valve etc, Liquid Removal Test.	60 days after construction completion		
AQ-54	OPS	Perform tests. Determination of Static Pressure Performance of Vapor Recovery Systems at Gasoline Dispensing Facilities with Aboveground Storage Tanks, Phase I Adapters, Emergency Vents, Spill Container Drain Valve etc, Liquid Removal Test.	ACR	Annually	
AQ-54		Notify the District prior to performing the required tests.	10 days prior to testing		

Cond. #	Sort Code	Verification/Action/Submittal Required by Project Owner	Timeframe	Date Due to CEC CPM	Status
AQ-54	COMM & OPS	The test results shall be submitted to the District after completion of the tests and shall be made available to the CPM if requested.	30 days after completion of testing		
AQ-55	CONS & OPS	Shall be installed and maintained in accordance with EO VR-401-A for EVR Phase I, and standing loss requirements. Phase II Vapor Recovery System shall be installed and maintained per G-70-116-F with the exception that hanging hardware shall be EVR Balance Phase II type hanging hardware. Make site available for inspection of records by representatives of the District, ARB, and the Energy Commission.	As required		
AQ-56	COMM & OPS	Maintenance and repair of system components, including removal and installation of such components in the course of any required test, shall be performed by OPW Certified Technicians. Make site available for inspection of records by representatives of the District, ARB, and the Energy Commission.	As required		
AQ-57	OPS	Maintenance and repairs conducted by an OPW trained technician annually. Make site available for inspection of records by representatives of the District, ARB, and the Energy Commission.	As required		
AQ-58	OPS	Submit to the CPM gasoline throughput records demonstrating compliance.	ACR	Annually	
AQ-58	OPS	Maintain on site the annual gasoline throughput records and shall make the site available for inspection of records by representatives of the District, ARB, and the Energy Commission.	As required		
AQ-59	CONS & OPS	Install, maintain, and operate EVR Phase I in compliance with CARB EO VR-401-A, and Phase II vapor recovery in accordance with G-70-116-F. In the event of conflict between these permit conditions and/or the referenced EO's the more stringent requirements shall govern. Make the site available for inspection of records by representatives of the District, ARB, and the Energy Commission.	As required		
BIO-2	CONS	Submit to the CPM copies of all written reports and summaries that document biological resource compliance activities, including those conducted by Biological Monitors.	MCR	Monthly	Ongoing
BIO-4	CONS	Notify the CPM immediately (and no later than the following morning of the incident, or Monday morning in the case of a weekend) of any non-compliance or a halt of any site mobilization, ground disturbance, grading, construction, and operation activities. Also notify the CPM of the circumstances and actions being taken to resolve the problem.	Immediately as required		When Needed
BIO-4	CONS	Whenever corrective action is taken, a determination of success or failure will be made by the CPM within five working days after receipt of notice that corrective action is completed, or the project owner will be notified by the CPM that coordination with other agencies will require additional time before a determination can be made.	Immediately as required		When Needed
BIO-5	CONS	Provide the number of persons who have completed the training in the prior month and a running total of all persons who have completed the training to date.	MCR	Monthly	Ongoing
BIO-5	CONS, COMM & OPS	Training acknowledgement forms signed during construction shall be kept on file by the project owner for a period of at least six months after the start of commercial operation. During operation signed statements for operational personnel shall be kept on file for 6 months following termination of employment.	As required		
BIO-6	CONS	Implementation of BRMIMP measures will be reported.	MCR	Monthly	Ongoing
BIO-6	COMM	Provide to the CPM, for review and approval, a written construction closure report identifying which items of the BRMIMP have been completed etc. (see COC)	30 days after completion of construction		Not Started
BIO-7	OPS	Provide to the CPM, for review and approval, a written construction termination report identifying how measures have been completed. Additional copies shall be provided to CDFG and USFWS.	30 days after completion of construction		Not Started
BIO-15	COMM	Provide to the CPM verification that disturbance to desert tortoise and MGS habitat did not exceed 430 acres, and that construction activities did not result in impacts to desert tortoise, MGS, and burrowing owl habitat adjacent to work areas. If habitat disturbance exceeds that described in this analysis, the CPM shall notify of any additional funds required or lands that must be purchased.	90 days after construction completion		Not Started
BIO-15	PC	If electing to use an in-lieu fee provision, request from the Energy Commission a determination that the project's in-lieu fee proposal meets CEQA and CESA requirements.	As required		When Needed
BIO-16	CONS, COMM, OPS	The Designated Biologist shall submit annual reports to the CPM and CDFG describing the dates, durations and results of monitoring. Reports shall fully describe any actions taken to remedy regrowth. [Monitoring and maintenance of the site shall be conducted for five years unless less monitoring can be justified. Following the first year of monitoring, if the project owner petitions to terminate the monitoring program, staff and CDFG will determine whether more years are of monitoring are needed.]	ACR	Annually (for 1-5 years)	Ongoing

Cond. #	Sort Code	Verification/Action/Submittal Required by Project Owner	Timeframe	Date Due to CEC CPM	Status
BIO-16	CONS, OPS	The CPM and CDFG shall verify compliance with protective measures to ensure the accuracy of the PO's mitigation, monitoring and reporting efforts; and review relevant documents maintained by the project owner, interview the project owner's employees and agents, inspect the work site and take other actions as necessary to assess compliance with or effectiveness of protective measures.	None	Annually	Ongoing
BIO-17	PC	Monitoring Impacts of Solar Collection Technology on Birds: Submit to the CPM, USFWS, and CDFG a draft Bird Monitoring Study.	60 days prior to ground disturbance		Verification Change
BIO-17	PC	Provide CPM with the final version of the Bird Monitoring Plan that has been reviewed and approved by the CPM, in consultation with CDFG and USFWS.	30 days prior to ground disturbance		Verification Change
BIO-17	OPS	Reports to the CPM, CDFG and USFWS describing the dates, durations and results of monitoring. Reports shall provide a detailed description of any project related bird or wildlife deaths or injuries detected.	Quarterly after COD, for at least 2 years		Not Started
BIO-17	OPS	Annual Report summarizing the year's data, analyzes any Project-related bird fatalities or injuries detected, and provides recommendations for future monitoring and any adaptive management actions needed. Provided to the CPM, CDFG, and USFWS.	ACR	Annually	Not Started
BIO-17	OPS	Quarterly reports shall continue until the CPM, in consultation with CDFG and USFWS, determine whether more years of monitoring are needed, and whether mitigation and/or adaptive management measures are necessary.	As required		Not Started
BIO-17	OPS	Prepare a paper describing the study design and monitoring results to be submitted to a peer-reviewed scientific journal. Proof of submittal provided to the CPM within one year of concluding the monitoring study.	1 year after conclusion of study		Not Started
BIO-18	COMM & OPS	Provide to the CPM for review and approval a report identifying which items of the Raven Plan have been completed, a summary of all modifications to mitigation measures made during the project's construction phase, and which items are still outstanding.	30 days after completion of construction		
BIO-19	COMM & OPS	Submit a draft Evaporation Pond Monitoring and Adaptive Management plan to the CPM that incorporates the guidance in this condition.	90 days prior to operation of evaporation ponds		
BIO-19	COMM & OPS	Provide the CPM, USFWS, RWQCB and CDFG with the final version of the Plan that has been reviewed and approved by the CPM in consultation with USFWS, RWQCB, and CDFG.	30 days prior to operation of evap ponds		
CUL-1	PC	If additional CRMs are obtained during the project, the CRS shall provide additional letters to the CPM identifying the CRMs and attesting to the qualifications of the CRMs.	5 days prior to CRMs beginning on-site duties		When Needed
CUL-1	PC	Resumes of specialists provided to CPM for review and approval.	10 days prior to specialists begin work		When Needed
CUL-2	PC	If there are changes to any project-related footprint, revised maps and drawings shall be provided.	15 days prior to ground disturbance		When Needed
CUL-2	PC	If project construction is phased, if not previously provided, submit the subject maps and drawings.	15 days prior to each phase		Ongoing
CUL-2	CONS	Current schedule of anticipated project activity shall be provided to the CRS and CPM by letter, e-mail or fax.	Weekly during ground disturbance		Ongoing
CUL-2	CONS	Provide written notice of any changes to scheduling of construction phase.	within 5 days of identifying changes		
CUL-4	CONS	Submit the Cultural Resources Report (CRR) to the CPM for review and approval. If any reports have previously been sent to the California Historical Resource Information System (CHRIS), then receipt letters from the CHRIS or other verification of receipt shall be included in an appendix.	90 days after completion of ground disturbance (including landscaping)		Not Started
CUL-4	CONS	Provide copy of agreement with, or other written commitment from, a curation facility that meets the standards stated in the CA State Historical Resources Commissions *Guidelines for the Curation of Archeological Collections*, to accept cultural materials, if any, from this project. Any agreements concerning curation will be retained and available for audit for the life of the project.	90 days after completion of ground disturbance (including landscaping)		Not Started
CUL-4	CONS	Provide documentation to the CPM confirming that copies of the CRR have been provided to the SHPO, the CHRIS and the curating institution, if archaeological materials were collected.	within 10 days of CPM approval		Not Started
CUL-4	CONS	Submit a draft CRR to the CPM for review and approval.	within 30 days after requesting a suspension of construction activities		Not Started
CUL-5	COMM	On a monthly basis, until ground disturbance is completed, the project owner shall provide in the MCR the WEAP Training Acknowledgement forms of workers at the project site and on the linear facilities who have completed training in the prior month and a running total of all persons who have completed training to date.	MCR	Monthly	Ongoing
CUL-6	CONS	While monitoring is on-going, include a copy of the monthly summary report of cultural resources-related monitoring prepared by the CRS.	MCR	Monthly	Ongoing

Cond. #	Sort Code	Verification/Action/Submittal Required by Project Owner	Timeframe	Date Due to CEC CPM	Status
CUL-6	CONS	Daily, as long as no cultural resources are found, the CRS shall provide a statement that "no cultural resources over 50 years of age were discovered" to the CPM as an e-mail, or in some other form acceptable to the CPM. If the CRS concludes that daily reporting is no longer necessary, a letter or e-mail providing a detailed justification for the decision to reduce or end daily reporting shall be provided to the CPM for review and approval at least 24 hours prior to reducing or ending daily reporting.	Daily logs emailed to CPM		Ongoing
CUL-6	CONS	Following the discovery of any Native American cultural materials, submit to the CPM copies of the information transmittal letters sent to the Chairperson of the Native American tribes or groups who requested the information. Additionally, submit to the CPM copies of letters of transmittal for all subsequent responses to Native American requests for notification, consultation, and reports and records and any comments or information provided in response by the Native Americans.	30 days after discovery of Native American Artifacts		When Needed
CUL-7	CONS	Completed DPR 523 forms for resources newly discovered during construction shall be submitted to the CPM for review and approval no later than 24 hours following the notification of the CPM, or 48 hours following the completion of data recordation/recovery, whichever the CRS decides is more appropriate for the subject cultural resource.	24 hours following the notification of the CPM,		When Needed
HAZ-1	OPS	Provide to the CPM a list of hazardous materials contained at the facility.	ACR	Annually	
HAZ-2	CONS	At least 60 days prior to receiving any hazardous material on the site for commissioning or operations, the project owner shall provide a copy of a final Hazardous Materials Business Plan, Spill Prevention, Control, and Countermeasure Plan, and a Process Safety Management Plan to the CPM for approval.	60 days prior to receiving hazardous material for COMM or OPS		
HAZ-6	COMM	The project owner shall notify the CPM that a site-specific operations site security plan is available for review and approval.	30 days prior to initial receipt of hazardous materials on-site		
HAZ-6	COMM & OPS	In the annual compliance report, the project owner shall include a statement that all current project employee and appropriate contractor background investigations have been performed, and that updated certification statements have been appended to the operations security plan. In the annual compliance report, the project owner shall include a statement that the operations security plan includes all current hazardous materials transport vendor certifications for security plans and employee background investigations.	ACR	Annually	
LAND-1	OPS	Provide to the CPM updates on the status of farmland/easement purchase(s).	ACR	Annually	
LAND-2	OPS	Consistent with the requirements of COMPLIANCE-11, incorporate the applicable requirements of the San Bernardino County Development Code section 84.29.060, Decommissioning Requirements, into the AMS Facility Closure Plan, to the extent feasible, and in as much as the county requirements do not conflict with the California Energy Commission's requirements and standards related to the closure of power generating facilities. Consistent with the requirements of COMPLIANCE-11, submit the Facility Closure Plan to the CPM.	12 months prior to planned closure/decommissioning		
NOISE-2	CONS & OPS	The project owner shall file a Noise Complaint Resolution Form, shown below, with both the local jurisdiction and the CPM, that documents the resolution of the complaint. If mitigation is required to resolve the complaint, and the complaint is not resolved within a three-day period, the project owner shall submit an updated Noise Complaint Resolution Form when the mitigation is performed and complete.	within 5 days of receiving complaint		When Needed
NOISE-4	OPS	Conduct a 25 hour survey at LT-1 on a windy day, it shall include measurement of one-third octave band sound pressure levels to ensure no new pure-tone noise components have been caused by the project.	within 90 days of project achieving sustained output >= 90% of rated capacity		Not Started
NOISE-4	OPS	Submit a summary report to the CPM. Include a description of any additional mitigation measures necessary to achieve compliance with the listed noise limit, and a schedule for implementing these measures. When the measures are in place the survey shall be repeated.	within 30 days of completing survey		Not Started
NOISE-5	OPS	The project owner shall conduct an occupational noise survey to identify any noise hazardous areas in the facility.	after achieving sustained output >= 90% of rated capacity		Not Started
NOISE-5	OPS	Submit noise survey report to the CPM. Make the report available to OSHA and Cal-OSHA on request.	within 30 days of completing survey		Not Started
NOISE-7	COMM	Notify all residents and business owners within two miles of the project site. The notification may be in the form of letters, phone calls, fliers, or other effective means as approved by the CPM. The notification shall include a description of the purpose and nature of the steam blow(s), the planned schedule, expected sound levels, and explanation that it is a one-time activity and not part of normal plant operation. During steam blow activities, noise levels will be monitored at receptor locations LT-1, ST-1 and ST-2 and the results reported to the CPM.	15 days prior to the first steam blow		Not Started
PUBLIC HEALTH-1	COMM	The Cooling Water Management Plan shall be provided to the CPM for review and approval.	60 days prior to commencement of cooling tower operations		Not Started

Cond. #	Sort Code	Verification/Action/Submittal Required by Project Owner	Timeframe	Date Due to CEC CPM	Status
SOIL&WATER-1	CONS	Provide an analysis on the effectiveness of the drainage, erosion, and sediment control measures and the results of monitoring and maintenance activities.	MCR	Monthly	Ongoing
SOIL&WATER-1	OPS	Provide information on the results of storm water BMP monitoring and maintenance activities. Also indicate what maintenance activities were completed to maintain the project's on-site storm water flow.	ACR	Annually	Ongoing
SOIL&WATER-2	COMM	Provide documentation to the CPM, with copies to the Lahontan RWQCB, demonstrating compliance with the WDRs established in Appendices C, D, and E.	60 days prior to wastewater or stormwater discharge or use of land treatment units		
SOIL&WATER-2	OPS	The project owner shall pay the annual waste discharge permit fee associated with this facility to the Water Boards.	Annually		Ongoing
SOIL&WATER-3	COMM	Submit to the CPM a Channel Maintenance Plan for review and approval.	60 days prior to commercial operation		
SOIL&WATER-3	CONS & OPS	Ensure that the AMS project Construction and Operations Managers receive training on the Channel Maintenance Plan.	As required		
SOIL&WATER-3	OPS	Submit an Annual Channel Maintenance Report that specifies which maintenance activities were completed during the year including type of work, location, and measure of the activity (e.g. cubic yards of sediment removed).	ACR	Annually	
SOIL&WATER-4	CONS	Provide to the CPM copies of the Well Completion Reports submitted to the DWR by the well driller. Submit to the CPM, together with the Well Completion Report, a copy of well drilling logs, water quality analyses, and any inspection reports.	60 days after installation of each well		Ongoing
SOIL&WATER-4	OPS	Provide the CPM with 2 copies of all monitoring and other reports required for compliance with the County of San Bernardino water well standards and operation requirements.	As required		
SOIL&WATER-4	CONS	Submit documentation to the CPM confirming that well drilling activities were conducted in compliance with Title 23, California Code of Regulations, Chapter 15, Discharges of Hazardous Wastes to Land, (23 CCR, sections 2510 et seq.) requirements and that any on-site drilling sumps used for project drilling activities were removed in compliance with 23 CCR section 2511(c).	15 days after completion of wells		
SOIL&WATER-5	CONS	Prepare a semi-annual summary report of the amount of water used for construction purposes. The summary shall include the monthly range and monthly average of daily water usage in gallons per day.	6 months after start of construction & ea. 6 mos. of construction	Semiannually	Ongoing
SOIL&WATER-5	CONS & OPS	Prepare an annual summary report, which will include the maximum daily and monthly usage in gallons per day and the total monthly and annual usage in acre-feet. Following the first year of operation, the annual summary report will summarize the annual usage in tabular form. For calculating the total water use, the term "year" will corrsepond to the date established for the ACR submittal.	ACR	Annually	
SOIL&WATER-6	CONS	Submit to the CPM quarterly reports presenting all the data and information required in Item B above. Submit to the CPM all calculations and assumptions made in development of the report data and interpretations.	Quarterly during construction		Ongoing.
SOIL&WATER-6	OPS	Provide to the CPM, for review and approval, documentation showing that any mitigation to private well owners during project construction was satisfied, based on the requirements of the property owner as determined by the CPM.	60 days after commercial operation		
SOIL&WATER-6	OPS	Submit to CPM, applicable quarterly, semi-annual, and annual reports presenting all the data and information required in Item C above. Submit to the CPM all calculations and assumptions made in development of report data and interpretations, calculations, and assumptions used in development of any reports.	As required		
SOIL&WATER-6	OPS	Submit to the CPM for review and approval all documentation and calculations describing necessary compensation for energy costs associated with additional lift requirements.	30 days after CPM approval of well drawdown analysis		
SOIL&WATER-6	OPS	Submit to the CPM all calculations, along with any letters signed by the well owners indicating agreement with the calculations, and the name and phone numbers of those well owners that do not agree with the calculations.	As required		
SOIL&WATER-6	OPS	If mitigation includes monetary compensation, provide documentation to the CPM that compensation payments have been made by March 31 of each year of project operation or, if a lump-sum payment is made, payment shall be made by March 31 of the following year. Within 30 days after compensation is paid, submit to the CPM a compliance report describing compensation for increased energy costs necessary to comply with the provisions of this condition.	As required		

Cond. #	Sort Code	Verification/Action/Submittal Required by Project Owner	Timeframe	Date Due to CEC CPM	Status
SOIL&WATER-6	OPS	After the first 5-year operational and monitoring period, and every subsequent 5-year period, submit a 5-year monitoring report to the CPM for review and approval. This report shall contain all monitoring data collected and provide a summary of the findings and a recommendation about whether the frequency of water level measurements should be revised or eliminated.	Every 5 years		
SOIL&WATER-7	CONS & OPS	Semi-annually, by March 31 and September 31, submit Groundwater Quality Reports in compliance with Item D to the CPM for review and approval and to the BLM for review.	Semi-annually	03/31/20XX & 9/30/20XX	Ongoing
SOIL&WATER-7	OPS	After the first 5-year operational and monitoring period, and every subsequent 5-year period, submit a 5-year monitoring report to the CPM, for review and approval, that contains all groundwater quality data collected and provides a summary of the findings and a recommendation about whether the frequency of groundwater quality data collection should be revised or eliminated.	Every 5 years		
SOIL&WATER-8	COMM & OPS	Prior to transport and offsite disposal of any facility operation wastewaters that are not suitable for treatment and reuse on-site, test and classify the stored wastewater to determine proper management and disposal requirements. All records of this testing and classification shall be maintain at the project site. Ensure that the wastewater is transported and disposed of in accordance with the wastewater's characteristics and classification and all applicable LORS (including any CCR Title 22 Hazardous Waste and Title 23 Waste Discharges to Land requirements).	As required		
SOIL&WATER-9	COMM	Submit to the County of San Bernardino appropriate fees and plans for review and comment for the construction and operation of the project's sanitary waste septic system and leach field. A copy of these plans shall be simultaneously submitted to the CPM for review and approval. These plans shall demonstrate compliance with the sanitary waste disposal facility requirements of County of San Bernardino Codes Title 3, Division 3, Chapter 8, Waste Management, Article 5, Liquid Waste Disposal and Title 6, Division 3, Chapter 3, and the Uniform Plumbing Code.	60 days prior to commercial operation		Submitted to SBC and approved. Submitted to CPM.
SOIL&WATER-10	PC	Obtain a permit to operate a non-transient, noncommunity water system with the County of San Bernardino .	60 days prior to construction		Verification Change
SOIL&WATER-10	COMM & OPS	Supply updates annually for all monitoring requirements and submittals to County of San Bernardino related to the permit, and proof of annual renewal of the operating permit.	ACR	Annually	
SOIL&WATER-11	OPS	The volume of FPA sequestered shall be documented and submitted to the CPM and Watermaster. This documentation shall include a table showing the annual and cumulative total FPA sequestered.	ACR	Annually	
SOIL&WATER-12	OPS	Submit to the CPM a copy of the receipt from the MWA for the annual contribution; and an accounting of the following: i. The annual and cumulative volume of groundwater used by the project in acre-feet per year; ii. The annual and cumulative volume of FPA sequestered by the project in acre-feet per year; iii. The numerical difference between annual and cumulative totals in Items i and ii above; and iv. The annual and cumulative monetary contribution and estimated annual and cumulative volume of water conserved by the project owner's contribution to MWA's turf replacement program, high-efficiency toilet program, or other water conservation program approved by the CPM.	ACR	Annually	
SOIL&WATER-12	OPS	If owner proposes to reduce the amount of the annual contribution based on the water conservation achieved through previous contributions, provide a plan demonstrating how the adjusted amount will ensure the water conservation program meets the requirements of this condition. The plan shall be provided for CPM review and approval 60 days prior to the annual contribution anniversary date.	60 days prior to the annual contribution anniversary date		When Needed
TRANS-1	PC	Notify the County of San Bernardino and the CPM that the park-and-ride lot(s) are ready for usage and available for inspection.	30 days prior to site mobilization		
TRANS-3	COMM	Submit an analysis of the roadway pavement conditions to San Bernardino County and Caltrans for review and comment and to the CPM for review and approval. The review will include photographs, the visual analysis of pavement and sub-surface conditions and a schedule for repair.	60 days after the end of construction activities		
TRANS-3	COMM	Submit a letter to San Bernardino County, Caltrans, and the CPM indicating such repairs are finished and ready for inspection.	After completion of repairs		When Needed
TRANS-5	COMM & OPS	A record of hazardous deliveries shall be provided to the CPM as required in HAZ-3.	As required		
TSLN-2	OPS	All reports of line-related complaints shall be summarized for the project-related lines and included during the first five years of plant operation in the Annual Compliance Report.	ACR	Annually	
TSLN-3	CONS	File copies of the pre-and post-energization measurements with the CPM after completion of the measurements.	60 days after completion of the measurements		

Cond. #	Sort Code	Verification/Action/Submittal Required by Project Owner	Timeframe	Date Due to CEC CPM	Status
TSLN-4	OPS	During the first five years of operation, the project owner shall provide a summary of inspection results and any fire prevention activities carried out along the rights-of-way and provide such summaries in the ACR for transmission line safety and nuisance-related requirements.	ACR, for first 5 years of operation		
TSLN-5	COMM & OPS	The project owner shall ensure that all permanent metallic objects within the right-of-way of the project-related lines are grounded according to industry standards regardless of ownership. Transmit to the CPM a letter confirming compliance with this condition.	30 days before lines are energized		
VIS-1	COMM	The project owner shall notify the CPM that surface treatment of all listed structures and buildings has been completed and they are ready for inspection and shall submit one set of electronic color photographs from key observation points 1, 2, 3, 4, 5, 6, 7, and 8 analyzed in the Staff Assessment.	Prior to COD		
VIS-1	OPS	Provide a status report regarding surface treatment maintenance. Specify a): the condition of the surfaces of all structures and buildings at the end of the reporting year; b) maintenance activities that occurred during the reporting year; and c) the schedule of maintenance activities for the next year.	ACR	Annually	
VIS-2	COMM	The screening plan shall be submitted to the CPM for review and approval.	90 days prior to installation		
VIS-2	CONS	Completed DPR 523 forms for resources newly discovered during construction shall be submitted to the CPM for review and approval no later than 24 hours following the notification of the CPM, or 48 hours following the completion of data recordation/recover	7 days after completing screening		Ongoing
VIS-2	OPS	Report maintenance activities, including replacement of plants that fail to thrive for the previous year of operation.	ACR, for first 5 years of operation	Annually	
VIS-3	PC, CONS, & COMM	Notify the CPM that the temporary and permanent lighting has been completed and is ready for inspection. If after inspection the CPM says that modifications to the lighting are needed, within 30 days of receiving that notification owner shall implement the modifications and notify the CPM that the modifications have been completed and are ready for inspection.	Prior to construction/Prior to operation		
VIS-3	CONS & OPS	Provide the CPM with a complaint resolution form report as specified in the Compliance General Conditions, including a proposal to resolve the complaint, and a schedule for implementation. A copy of the complaint resolution form report shall be submitted to the CPM within 30 days and included in the Annual Report.	within 48 hours of receiving lighting complaint		
VIS-4	CONS	Notify the CPM that the screening is ready for inspection.	7 days after completing screening install		
VIS-4	OPS	Report maintenance activities, including replacement of damaged or destroyed screening for the previous year of operation.	ACR	Annually	
WASTE-2	CONS & OPS	Project owner shall keep a copy of the identification number on file at the project site and provide documentation of the hazardous waste generation notification and receipt of the number to the CPM after receipt of the number. Submittal of the notification and issued number documentation to the CPM is only needed once unless there is a change in ownership, operation, waste generation, or waste characteristics that requires a new notification to USEPA.	MCR		
WASTE-2	CONS & OPS	Documentation of any new or revised hazardous waste generation notifications or changes in identification number shall be provided to the CPM.	As required		
WASTE-4	PC	Submit any final reports filed by the professional engineer or professional geologist to the CPM.	within 5 days of receipt		
WASTE-4	PC	Notify the CPM within 24 hours of any orders issued to halt construction.	within 24 hours of orders to halt construction		
WASTE-7	CONS & OPS	Identify permitted solid waste facilities or recycling centers that receive construction waste and maintain copies of weigh tickets and manifests showing the type and volume of waste disposed. This information shall be maintained at the project site and made accessible to CPM and the San Bernardino County Environmental Health Service Department Solid Waste Program.	As required		
WASTE-9	COMM	Submit the Operation Waste Management Plan to the CPM for approval.	30 days prior to commercial operation		
WASTE-9	COMM	Submit any required revisions to the CPM.	20 days of notification from the CPM revisions required		
WASTE-9	OPS	Document the actual volume of wastes generated and the waste management methods used during the year; provide a comparison of the actual waste generation and management methods used to those proposed in the original Operation Waste Management Plan; and update the Operation Waste Management Plan, as necessary, to address current waste generation and management practices.	ACR	Annually	
WASTE-10	OPS	HTF Release and Spill Cleanup and Reporting Instructions	As required		When Needed
WASTE-11	COMM & OPS	Report the results of filter cake testing to the CPM. If two consecutive tests show that the sludge is non-hazardous, may apply to the CPM to discontinue testing.	within 30 days of sampling		

Cond. #	Sort Code	Verification/Action/Submittal Required by Project Owner	Timeframe	Date Due to CEC CPM	Status
WASTE-11	OPS	The test results and method and location of sludge disposal shall reported in the ACR as required in Condition of Certification WASTE-9.	ACR	Annually	
WASTE-12	CONS & OPS	Document all unauthorized releases and spills of hazardous substances, materials, or wastes that are in excess of reportable quantities that occur on the project property or transmission corridors during construction and on the project property during operation.	As required		
WASTE-12	CONS & OPS	Copies of the unauthorized spill documentation shall be provided to the CPM.	within 30 days of the date the release was discovered		
WORKERSAFETY-2	COMM	Submit to the SBCFD the final Operations Fire Prevention Plan and Emergency Action for review and the final Project Operations and Maintenance Safety and Health Program to the CPM for approval.	30 days prior to start of commissioning		
WORKERSAFETY-3	CONS	The CSS shall submit in the MCR a monthly safety inspection report	MCR	Monthly	Ongoing
WORKERSAFETY-6	OPS	Annually thereafter, the owner shall provide the CPM with verification of funding to the SBCFD if annual payments were approved or recommended under either of the above-described funding resolution options.	ACR	Annually	
WORKERSAFETY-9	COMM	Submit to the CPM proof that the joint training with the SBCFD is established.	10 days prior to commissioning		
WORKERSAFETY-9	OPS	Submit to the CPM proof that the joint training with the SBCFD was conducted. Include the date, list of participants, training protocol, and location in the yearly compliance report to the CPM.	ACR	Annually	
GEN-1	COMM	Submit to the CPM a statement of verification, signed by the responsible design engineer, attesting that all designs, construction, installation, and inspection requirements of the applicable LORS and the Energy Commission's decision have been met in the area of facility design. Provide the CPM a copy of the certificate of occupancy within 30 days of receipt from the CBO.	30 days of receipt of certificate of occupancy		
GEN-1	OPS	Once the certificate of occupancy has been issued, inform the CPM prior to any construction, addition, alteration, moving, demolition, repair, or maintenance to be performed on any portion(s) of the completed facility that requires CBO approval for compliance with the above codes. The CPM will then determine if the CBO needs to approve the work.	30 days prior to start of any activity listed requiring CBO approval		
GEN-2	PC	Submit to the CBO and to the CPM the schedule, and the master drawings and master specifications list of documents to be submitted to the CBO for review and approval. These documents shall be the pertinent design documents for the major structures, systems, and equipment defined above in Condition of Certification GEN-2. Major structures and equipment shall be added to or deleted from the list only with CPM approval.	60 days prior to start of grading		Approved as "living document"
GEN-2	CONS	Provide schedule updates in the monthly compliance report.	MCR		
GEN-5	CONS	If the designated responsible engineer is subsequently reassigned or replaced, submit the resume and registration number of the newly assigned engineer to the CBO for review and approval.	within 5 days of replacement		When needed
GEN-6	CONS	Submit to the CBO for review and approval, with a copy to the CPM, the name(s) and qualifications of the certified weld inspector(s), or other certified special inspector(s) assigned to the project to perform one or more of the duties set forth above.	15 days prior to start of activity requiring special inspection		Approved but ongoing
GEN-6	CONS	Also submit to the CPM a copy of the CBO's approval of the qualifications of all special inspectors.	in next MCR		Ongoing
GEN-7	CONS	Transmit a copy of the CBO's approval of any corrective action taken to resolve a discrepancy to the CPM.	MCR		When needed
GEN-7	CONS	If any corrective action is disapproved, advise the CPM, within five days, of the reason for disapproval and the revised corrective action to obtain CBO's approval.	within 5 days of disapproval by CBO		When needed
GEN-8	CONS	Submit to the CBO, with a copy to the CPM, in the next monthly compliance report, (a) a written notice that the completed work is ready for final inspection, and (b) a signed statement that the work conforms to the final approved plans.	within 15 days of completion of CBO-approved work		When needed
GEN-8	CONS	Submit to the CPM a letter stating both that the above documents have been stored and the storage location of those documents.	After storing the final approved engineering plans etc		
GEN-8	COMM	Provide to the CBO three sets of electronic copies of the above documents at the project owner's expense. These are to be provided in the form of "read only" (Adobe .pdf 6.0) files, with restricted (password-protected) printing privileges, on archive quality compact disks.	within 90 days of completion of construction		
CIVIL-2	CONS	Notify the CPM within 24 hours, when earthwork and construction is stopped as a result of unforeseen adverse geologic/soil conditions. Within 24 hours of the CBO's approval to resume earthwork and construction in the affected areas, provide to the CPM a copy of the CBO's approval.	24 hours following stop of construction; & within 24-hours of CBO's approval to resume		When needed
CIVIL-3	CONS	RE shall transmit to the CBO and the CPM a non-conformance report (NCR), and the proposed corrective action for review and approval.	within 5 days of discovery of discrepancies		When needed
CIVIL-3	CONS	Owner shall submit the details of the corrective action to the CBO and CPM.	within 5 days of resolution of NCR		When needed
CIVIL-3	CONS	A list of NCRs, for the reporting month, shall be included in MCR.	monthly in MCR		When needed

Cond. #	Sort Code	Verification/Action/Submittal Required by Project Owner	Timeframe	Date Due to CEC CPM	Status
CIVIL-4	CONS	Submit to the CBO, for review and approval, the final grading plans (including final changes) and the responsible civil engineer's signed statement that the installation of the facilities and all erosion control measures were completed in accordance with the final approved combined grading plans, and that the facilities are adequate for their intended purposes, along with a copy of the transmittal letter to the CPM.	30 days of completion of erosion and sediment control work		
CIVIL-4	CONS	Submit a copy of the CBO's approval to the CPM in the next monthly compliance report.	In the next MCR following approval		Not started
STRUC-1	PC	At least 60 days (or project owner and CBO approved alternative time frame) prior to the start of any increment of construction of any structure or component listed in the CBO-approved master drawing and master specifications list, the project owner shall submit to the CBO the above final design plans, specifications and calculations, with a copy of the transmittal letter to the CPM.	60 days prior to the start of construction of listed major structure		Approved but ongoing
STRUC-1	PC	Submit to the CPM, in the next monthly compliance report, a copy of a statement from the CBO that the proposed structural plans, specifications, and calculations have been approved and comply with the requirements set forth in applicable engineering LORS.	In the next MCR following approval		Approved but ongoing
STRUC-2	CONS	If a discrepancy is discovered in any of the above data, prepare and submit an NCR describing the nature of the discrepancies and the proposed corrective action to the CBO, with a copy of the transmittal letter to the CPM. The NCR shall reference the condition(s) of certification and the applicable CBC chapter and section.	within 5 days of discovery of discrepancies		
STRUC-2	CONS	Submit a copy of the corrective action to the CBO and the CPM.	within 5 days of resolution of NCR		
STRUC-2	CONS	Transmit a copy of the CBO's approval or disapproval of the corrective action to the CPM .	within 15 days of CBO decision		
STRUC-2	CONS	If disapproved, advise the CPM, the reason for disapproval, and the revised corrective action to obtain CBO's approval.	within 5 days of disapproval by CBO		
STRUC-3	PC & CONS	Notify the CBO of the intended filing of design changes, and submit the required number of sets of revised drawings and the required number of copies of the other above-mentioned documents to the CBO, with a copy of the transmittal letter to the CPM.	on a schedule suitable to the CBO		
STRUC-3	PC & CONS	Notify the CPM, via monthly compliance report, when the CBO has approved the revised plans.	In the next MCR following approval		
STRUC-4	CONS	Prior to the start of installation of the tanks or vessels containing the specified quantities of toxic or hazardous materials, submit to the CBO for design review and approval final design plans, specifications, and calculations, including a copy of the signed and stamped engineer's certification.	30 days prior to installation		
STRUC-4	CONS	Send copies of the CBO approvals of plan checks to the CPM in the following monthly compliance report. Also transmit a copy of the CBO's inspection approvals to the CPM in the monthly compliance report following completion of any inspection.	In the next MCR following approval		
MECH-1	CONS	At least 30 days (or project owner- and CBO-approved alternative time frame) prior to the start of any increment of major piping or plumbing construction listed in the CBO-approved master drawing and master specifications list, the project owner shall submit to the CBO for design review and approval the final plans, specifications, and calculations, including a copy of the signed and stamped statement from the responsible mechanical engineer certifying compliance with applicable LORS.	30 days prior to the start of any increment of major piping or plumbing construction		
MECH-1	CONS	Send the CPM a copy of the transmittal letter.	in the next MCR		
MECH-1	CONS	Transmit to the CPM following completion of any inspection, a copy of the transmittal letter conveying the CBO's inspection approvals.	In the next MCR following inspection		
MECH-2	CONS	For all pressure vessels installed in the plant: Submit to the CBO for design review and approval, the listed documents, including a copy of the signed and stamped engineer's certification, with a copy of the transmittal letter to the CPM.	30 days prior to the start of PV on-site fabrication or installation		
MECH-2	CONS & COMM	Transmit to the CPM, following completion of any inspection, a copy of the transmittal letter conveying the CBO's and/or Cal-OSHA inspection approvals.	In the next MCR following inspection		
MECH-3	CONS	Prior to the start of construction of any HVAC or refrigeration system, submit to the CBO the required HVAC and refrigeration calculations, plans, and specifications, including a copy of the signed and stamped statement from the responsible mechanical engineer certifying compliance with the CBC and other applicable codes, with a copy of the transmittal letter to the CPM.	30 days prior to construction of any HVAC or refrigeration system		
ELEC-1	CONS	Prior to the start of each increment of electrical construction, submit to the CBO for design review and approval the above listed documents. Include in this submittal a copy of the signed and stamped statement from the responsible electrical engineer attesting compliance with the applicable LORS.	30 days prior to start of each increment of electrical construction		
ELEC-1	CONS	Send the CPM a copy of the transmittal letter in the next monthly compliance report.	in the next MCR		

Cond. #	Sort Code	Verification/Action/Submittal Required by Project Owner	Timeframe	Date Due to CEC CPM	Status
PAL-1	CONS	Prior to the termination or release of a PRS, submit the resume of the proposed new PRS to the CPM for review and approval.	As required		When Needed
PAL-2	PC	If there are changes to the footprint of the project, revised maps and drawings shall be provided to the PRS and CPM.	15 days prior to ground disturbance		When Needed
PAL-2	PC	If there are changes to the scheduling of the construction phases, submit a letter to the CPM.	within 5 days of identifying changes		When Needed
PAL-4	PC	If the owner requests an alternate paleontological trainer, the resume and qualifications of the trainer shall be submitted to the CPM for review and approval prior to installation of an alternate trainer. Alternate trainers shall not conduct training prior to CPM authorization.	As necessary	As necessary	When Needed
PAL-4	CONS	Provide copies of the WEAP certification of completion forms with the names of those trained and the trainer or type of training (in-person or other approved presentation format) offered that month. Also include a running total of all persons who have completed the training to date.	MCR	Monthly	
PAL-5	CONS	Ensure that the PRS submits the summary of monitoring and paleontological activities in the MCR.	MCR		Ongoing
PAL-5	CONS	When feasible, the CPM shall be notified 10 days in advance of any proposed changes in monitoring different from the plan identified in the PRMMP. If there is any unforeseen change in monitoring, the notice shall be given as soon as possible prior to implementation of the change.	10 days in advance of proposed monitoring changes, or ASAP		
PAL-6	OPS	Maintain in compliance file copies of signed contracts or agreements with the designated PRS and other qualified research specialists. Maintain these files for a period of three years after project completion and approval of the CPM-approved paleontological resource report (see Condition of Certification PAL-7). Shall be responsible for paying any curation fees charged by the museum for fossils collected and curated as a result of paleontological mitigation. A copy of the letter of transmittal submitting the fossils to the curating institution shall be provided to the CPM.	maintain for 3 years after project completion and CPM-approval of PR Report		
PAL-7	CONS	Submit the PRR under confidential cover to the CPM.	within 90 days of completion of ground disturbance		
TSE-1	PC	Submit the schedule, a Master Drawing List, and a Master Specifications List to the CBO and to the CPM. The schedule shall contain a description and list of proposed submittal packages for design, calculations, and specifications for major structures and equipment. Additions and deletions shall be made to the table only with CPM and CBO approval.	60 days prior to start of construction		Approved as "living document"
TSE-1	CONS	Provide schedule updates in the MCR.	MCR	Monthly	
TSE-2	PC	Notify CPM of the CBO's approval.	within 5 days of CBO approval		Approved but ongoing
TSE-2	PC & CONS	If the designated responsible engineer is subsequently reassigned or replaced, the project owner has five days in which to submit the name, qualifications, and registration number of the newly assigned engineer to the CBO for review and approval. The project owner shall notify the CPM of the CBO's approval of the new engineer within five days of the approval.	within 5 days of change in RE		
TSE-3	CONS	Submit a copy of CBO's approval or disapproval of any corrective action taken to resolve a discrepancy to the CPM.	within 15 days of receipt		
TSE-3	CONS	If disapproved, advise the CPM, the reason for disapproval, and the revised corrective action to obtain CBO's approval.	within 5 days of CBO disapproval		
TSE-4	CONS	Prior to the start of each increment of construction, submit to the CBO for review and approval the final design plans, specifications and calculations for equipment and systems of the power plant switchyard, outlet line and termination, including a copy of the signed and stamped statement from the responsible electrical engineer attesting to compliance with the applicable LORS.	30 days prior to start of each increment of construction		
TSE-4	CONS	Send the CPM a copy of the transmittal letter.	in the next MCR		
TSE-5	CONS	To ensure the proposed transmission facilities will conform to all applicable LORS, submit to the CBO for approval: Items A through G listed in the COC, including Design drawings, specifications and calculations, with design criteria, Electrical one-line diagrams, the Special Protection System (SPS) sequencing and timing if applicable, a letter stating the mitigation measures or projects selected by the transmission owners for each reliability criteria violation are acceptable, an Operational study report based on the expected or current COD from the California ISO and/or SCE, and a copy of the executed LGIA signed by the California ISO and the project owner.	60 days prior to construction of transmission facilities		
TSE-6	CONS	Inform the CBO and the CPM of any impending changes that may not conform to requirements of TSE-5 and request approval to implement such changes.	60 days prior to construction of transmission facilities		
TSE-7	COMM	Provide copies of the CAISO letter to the CPM when it is sent to the CAISO.	1 week prior to initial synchronization with grid		

Cond. #	Sort Code	Verification/Action/Submittal Required by Project Owner	Timeframe	Date Due to CEC CPM	Status
TSE-7	COMM	Contact CAISO Outage Coordination Department, Mon thru Fri, btwn 0700 and 1530 at (916) 351-2300 at least one business day prior to synchronizing the facility with the grid for testing. A report of conversation with the CAISO shall be provided electronically to the CPM one day before synchronizing the facility with the CA transmission system for the first time.	1 day prior to initial synchronization with grid		
TSE-8	COMM	Transmit to the CPM and CBO: "As Builts" and one-line drawings of the electrical portion; "as built" engineering description of the mechanical, structural, and civil portion of the transmission facilities they shall be maintained at the power plant and made available if requested for CPM Audit; A summary of inspections of the completed transmission facilities. [See COC]	within 60 days after first synchronization		

Completed Conditions

Cond. #	Sort Code	Verification/Action/Submittal Required by Project Owner	Timeframe	Date Due to CEC CPM	Status
COMPLIANCE-4	PC	Prior to commencing construction, a compliance matrix addressing only conditions that must be fulfilled before the start of construction shall be submitted to the CPM. This matrix will be included in the first compliance submittal or prior to the first pre-construction meeting, whichever comes first. It will be submitted in the same format as the compliance matrix.	Prior to construction	9/2/2010	Complete
COMPLIANCE-8	PC, CONS, COMM, OPS	Confidential Information Instructions	As required		NA
COMPLIANCE-10	PC, CONS, COMM, OPS	Reporting of Complaints, Notices, and Citations: Prior to the start of construction, the project owner must send a letter to property owners living within one mile of the project notifying them of a telephone number to contact project representatives with questions, complaints or concerns. If the telephone is not staffed 24 hours per day, it shall include automatic answering with date and time stamp recording.	Prior to construction	Prior to construction	Complete
AQ-13	CONS & OPS	HTF Storage Tank Temp./Cooler: Provide the District and CPM manufacturer design specifications showing compliance. Active temp. gauges should be available to be inspected to show compliance.	30 days prior to installation of HTF storage tanks		
AQ-15	CONS & OPS	Provide the District for review and approval and the CPM for review the required Inspection, Monitoring and Maintenance plan.	30 days prior to installation of HTF storage tanks and vent systems		
AQ-24	COMM	The manufacturer guarantee data for the drift eliminator, showing compliance with this condition, shall be provided to the CPM and the District.	30 days prior to cooling tower operation		
AQ-24	OPS	Include information on operating emission rates to demonstrate compliance with this condition.	ACR	Annually	
AQ-40	CONS	Submit engine specifications for review and approval demonstrating that the engines meet NSPS and ARB ATCM emission limit requirements at the time of engine purchase.	30 days prior to purchase		
AQ-47	COMM	Make site available for inspection of equipment by representatives of the District, ARB, and the Energy Commission.	As required		
AQ-49	CONS	Submit the engine specifications for review and approval demonstrating that the engines meet NSPS and ARB ATCM emission limit requirements at the time of engine purchase.	30 days prior to purchase		
AQ-SC1	PC	Submit to the CPM for approval the name, resume, qualifications and contact information for the onsite AQCMM and all Delegates.	30 days prior to ground disturbance		Complete
AQ-SC2	PC	Submit AQCMP to CPM for approval. Include effectiveness and environmental data for the proposed soil stabilizer. CPM will notify of any necessary modifications to the plan within 15 days from the date of reciept.	30 days prior to ground disturbance		Complete
AQ-SC9	PC	Provide to the CPM, a statement signed by the project owner's project manager stating that the owner or residents of the properties affected by this condition have been notified and that the residents have been offered paid relocation during the affected period of the initial grading/site preparation phase of construction. The statement shall list affected property owners/residents notified and the means of notification.	Prior to initial grading		Complete
BIO-1	PC	Submit the resume. The CPM, CDFG, and USFWS have 30 days to approve or deny proposed Designated Biologists. No site or related facility activities shall commence until an approved Designated biologist is available to be on site.	60 days prior to site mobilization		Complete
BIO-3	PC	Submit the specified information to the CPM, CDFG, and USFWS for approval. The CPM, CDFG, and USFWS have 30 days to approve or deny proposed Biological Monitor(s). Submit a written statement to the CPM confirming that Biological Monitor(s) have been trained.	60 days prior to site mobilization		Complete

Cond. #	Sort Code	Verification/Action/Submittal Required by Project Owner	Timeframe	Date Due to CEC CPM	Status
BIO-5	PC	Worker Environmental Awareness Program: Provide the CPM the proposed WEAP and all supporting materials prepared or reviewed by the Designated Biologist and a resume of the person(s) administering the program. The CPM shall review and provide written comments within 15 days of receipt.	45 days prior to site mobilization		Complete
BIO-5	PC	Prior to site and related facilities mobilization submit two copies of the CPM-approved materials.	10 days prior to site mobilization		Complete
BIO-6	PC	Biological Resources Mitigation Implementation and Monitoring Plan (BRMIMP) Development and Compliance: Provide the specified document prior to start of any site (or related facilities) mobilization. The CPM will determine the BRMIMP's acceptability within 30 days of receipt. If there are any permits that have not yet been received when the BRMIMP is first submitted, these permits shall be submitted to the CPM within 5 days of their receipt, and the BRMIMP shall be revised or supplemented to reflect the permit condition within 10 days of their receipt by the project owner. Ten days prior to pre-construction site mobilization the revised BRMIMP shall be resubmitted to the CPM.Site mobilization will not occur without an approved BRMIMP.	45 days prior to site mobilization		Complete
BIO-7	PC	All mitigation measures and their implementaion methods shall be included in the BRMIMP.	45 days prior to site mobilization		Complete
BIO-8	PC	Pre-Construction Nest Surveys and Impact Avoidance and Minimization Measures for Migratory Birds: Provide the CPM a letter-report describing the findings of the pre-construction nest surveys, including the time, date, and duration of the survey; identity and qualifications of the surveyor(s); and a list of species observed. If active nests are detected during the survey, the report shall include a map or aerial photo identifying the location of the nest and shall depict the boundaries of the no-disturbance buffer zone around the nest. Additional copies shall be provided to CDFG and USFWS.	10 days prior to site mobilization		Ongoing
BIO-9	PC	Golden Eagle Territory-Specific Management Plan: Submit a report to the CPM, CDFG, and USFWS. This report shall document the results of the inventory and monitoring as described in Pagel et al. 2010.	within 30 days of completion of GOEA breeding-season surveys		Complete
BIO-9	PC	Submit a report to the CPM, CDFG, and USFWS. This report shall document the results of the protocol surveys as described in Pagel et al. 2010 or more recent guidance by USFWS (e.g., Pagel et al, in prep).	within 30 days of completion of GOEA non-breeding-season surveys (late-summer/early winter 2010)		Complete
BIO-9	PC	Provide the CPM, CDFG, and USFWS with the final version of the Golden Eagle Territory-Specific Management Plan, based on breeding-season inventory results. This final Plan shall have been reviewed and approved by the CPM in consultation with USFWS. [**or** (see next entry below)]	30 days prior to site mobilization		Not Required
BIO-9	PC	If disturbance to eagles would not occur and a Plan is not warranted, a letter from USFWS documenting this determination shall be submitted to the CPM at least 10 days prior to the start of any pre-construction site mobilization.	10 days prior to site mobilization	As required	Complete
BIO-10	PC	Documentation of Bald and Golden Eagle Act Compliance: Submit to the CPM documentation that the project is in compliance with the Bald and Golden Eagle Protection Act (Title 16, United States Code, sections 668-668d). This shall include documentation from the USFWS in the form of written or electronic transmittal indicating the status of the permit, if required, and any follow up actions required by the project owner. Any additional actions shall be added to the BRMIMP and implemented.	10 days prior to site mobilization		Complete
BIO-11	PC	Provide the CPM with the final version of the Desert Tortoise Translocation Plan that has been approved by the Energy Commission staff, USFWS, and CDFG. The CPM will determine the plan's acceptability within 15 working days of receipt of receipt of the final plan.	45 days prior to site mobilization		Complete
BIO-11	PC	Desert Tortoise Exclusion Fencing, Clearance Surveys, and Translocation Plan: The entire project site shall be fenced with desert tortoise exclusion fence. To avoid impacts to desert tortoise during fence construction, the proposed fence alignment shall be flagged and the alignment surveyed within 24 hours prior to fence construction.	Prior to ground disturbance		Complete
BIO-11	PC	Submit report to the CPM, USFWS, and CDFG describing how each of the mitigation measures described have been satisfied. The report shall include the desert tortoise survey results, capture and release locations of any translocated desert tortoises, and any other information needed to demonstrate compliance with the measures described.	30 days of completing Desert Tortoise clearance surveys		Complete
BIO-12	PC	Mohave Ground Squirrel Clearance Surveys: Submit a report to the CPM and CDFG describing how the measures described were implemented. The report shall include the MGS survey results, capture and release locations of any relocated squirrels, and any other information needed to demonstrate compliance with the measures described. [Survey required to be conducted after the installation of the desert tortoise exclusion fence and immediately prior to any ground disturbance.]	Report due within 30 days of completing MGS clearance surveys [Survey required after DT fencing, immed. prior to ground disturbance]		Complete
BIO-13	PC	Provide CPM and CDFG with the final version of the Burrowing Owl Monitoring and Mitigation Plan that has been reviewed and approved by the CPM in consultation with CDFG.	45 days prior to site mobilization		Complete

Cond. #	Sort Code	Verification/Action/Submittal Required by Project Owner	Timeframe	Date Due to CEC CPM	Status
BIO-13	PC	An addendum to the plan, which includes the pre-construction survey results and the CDFG approved amount of compensatory mitigation, shall be submitted.	10 days after completing burrowing owl surveys		
BIO-14	PC	American Badger and Desert Kit Fox Impact Avoidance and Minimization Measures: Submit report to CPM and CDFG after completion of badger and kit fox surveys. The report shall describe survey methods, results, mitigation measures implemented, and the results of the measures.	within 30 days of completion of surveys		
BIO-15	PC	Provide written verification to the CPM that the compensation lands or conservation easements have been aquired and recorded in favor of the approved recipients.	30 days prior to ground disturbance		
BIO-15	PC	Submit a formal acquisition proposal to the CPM, CDFG and USFWS describing the parcels intended for purchase or title/easement transfer.	90 days prior to acquisition of property		Complete
BIO-15	PC, CONS	Provide CPM with a management plan for review and approval, in consultation with CDFG, for the compensation lands and associated funds.	within 6 months of land purchase		Complete
BIO-16	PC	Project owner shall submit to the CPM a copy of the Energy Commission staff- and CDFG-approved Tamarisk Eradication Monitoring and Reporting Plan, including success criteria.	30 days prior to ground disturbance		Complete
BIO-18	PC	Submit to the CPM verification of payment to the REAT Account to support the regional raven monitoring plan. Payment shall be included in the AMS project's land management enhancement fund, pursuant to Condition of Certification BIO-15 (5(D)).	Prior to ground disturbance		Complete
BIO-18	PC	Provide CPM, USFWS and CDFG with the final version of the Raven Management Plan that has been reviewed and approved by USFWS and CDFG. CPM shall determine the plan's acceptability within 10 days of receipt of the final plan.	30 days prior to ground disturbance		Complete
BIO-20	CONS	Provide proof, to the satisfaction of the CPM, that the alternate well is completed and able to effectively convey a minimum of 75 acre feet per year to the Harper Dry Lake Marsh. Proof shall include, but not be limited to, a description of the well parameters, as constructed.	15 days prior to decomissioning well		
BIO-21	PC	Submit to CPM copy of USFWS Biological Opinion. Verify that the permit terms and conditions of the Biological Opinion are incorporated into the BRMIMP and will be implemented.	45 days prior to site mobilization		Complete
CIVIL-1	PC	Submit the 1. Design of the proposed drainage structures and the grading plan; 2. An erosion and sedimentation control plan; 3. Related calculations and specifications, signed and stamped by the responsible civil engineer; and 4. Soils, geotechnical, or foundation investigations reports required by the 2007 CBC to the CBO for design review and approval.	15 days prior to site grading	following approval	Approved but ongoing
CIVIL-1	PC	Submit a written statement certifying that the documents have been approved by the CBO.	in the next MCR		Ongoing
CUL-1	PC	Submit resume for Cultural Resources Specialist (CRS), and alternates if desired, for review and approval.	45 days prior to ground disturbance		Complete
CUL-1	PC	CRS shall provide a letter naming anticipated CRMs for the project and stating that they meet the minimum requirements for cultural resource monitoring.	20 days prior to ground disturbance		Complete
CUL-1	PC	Project owner shall confirm in writing to the CPM that the approved CRS will be available for onsite work and is prepared to implement the cultural resources conditions.	10 days prior to ground disturbance		Complete
CUL-2	PC	The project owner shall provide the AFC, data responses, and confidential cultural resources documents to the CRS, if needed, and the subject maps and drawings to the CRS and CPM. The CPM will review submittals in consultation with the CRS and approve maps and drawings suitable for cultural resources planning activities.	40 days prior to ground disturbance		Complete
CUL-3	PC	Submit the Cultural Resources Monitoring and Mitigation Plan (CRMMP) to the CPM for review and approval.	30 days prior to ground disturbance		Complete
CUL-3	PC	Letter provided to the CPM indicating that the owner agrees to pay curation fees for any materials collected as a result of the archaeological investigations.	30 days prior to ground disturbance		Complete
CUL-5	PC	The CRS shall provide the training program draft text and graphics and the informational brochure to the CPM for review and approval. The CPM will provide to the project owner a WEAP Training Acknowledgement form for each WEAP-trained worker to sign.	30 days prior to ground disturbance		Complete
CUL-6	PC	CPM will provide to the CRS an electronic copy of a form to be used as a daily monitoring log.	30 days prior to ground disturbance		Complete
CUL-7	PC	Provide the CPM and CRS with a letter confirming that the CRS, alternate CRS and CRMs have the authority to halt construction activities in the vicinity of a cultural resource discovery, and that the project owner shall ensure that the CRS notifies the CPM within 24 hours of a discovery or by Monday morning if the cultural resources discovery occurs between 8:00 AM on Friday and 8:00 AM on Sunday morning.	30 days prior to ground disturbance		Complete
HAZ-3	PC	Provide a Safety Management Plan as described to the CPM for review and approval.	60 days prior to delivery of any liquid hazardous materials to facility		

Cond. #	Sort Code	Verification/Action/Submittal Required by Project Owner	Timeframe	Date Due to CEC CPM	Status
HAZ-4	CONS	Provide the design drawings as described in COC HAZ-4 to the CPM for review and approval. [The project owner shall place an adequate number of isolation valves in the Heat transfer Fluid (HTF) pipe loops so as to be able to isolate a solar collector loop in the event of a leak of fluid.]	60 days prior to commencement of solar array construction		
HAZ-5	PC	Notify the CPM that a site-specific Construction Security Plan is available for review and approval.	30 days prior to construction		Complete
HAZ-7	CONS	Provide the design drawings as described in COC HAZ-7 to the CPM for review and approval. [The project owner shall ensure that all pipes carrying heat transfer fluid (HTF), all command and control systems, and the fire water loop that are required to cross Harper Lake Road or Lockhart Road will be placed underground for the crossing.]	60 days prior to commencement of solar array piping construction		
LAND-1	PC	Provide a mitigation fee payment to an agricultural land trust such as the Transition Habitat Conservancy or any other land trust that has been previously approved by the CPM prior to the start of construction. The fee payment will be determined by an independent appraisal conducted on available, comparable, farmland property on behalf of the agricultural land trust. The project owner shall pay all costs associated with the appraisal.	prior to the start of construction		Complete
LAND-1	OPS	Provide documentation to the CPM that the fee has been paid and that the 128 acres of farmland and/or easements shall be purchased within three years of start of operation as compensation for the 128 acres of FMMP designated Important Farmland to be converted by the AMS project. The documentation also shall guarantee that the land/easements purchased by the trust will be located in San Bernardino County and will be available in perpetuity for productive agricultural use. If no available land or easements can be purchased in San Bernardino County, then the purchase of lands/easements in other areas within western Mojave or adjacent counties, such as Kern County or Riverside County, is acceptable.	3 years after commercial operation		Complete
LAND-3	PC	Submit evidence to the CPM, indicating approval of the merger of parcels by San Bernardino County, or written approval of another process that is acceptable to the county. Shall include evidence of compliance with all conditions and requirements associated with the approval of the Certificate of Merger and/or Notice of Lot Line Adjustment by the county. If all parcels or portions of parcels are not owned by the PO at the time of the merger, a separate deed shall be executed and recorded with the county recorder. A copy of the recorded deed shall be submitted to the CPM, as part of the compliance package.	30 days prior to construction		Complete
NOISE-1	PC	The project owner shall transmit to the compliance project manager (CPM) a statement, signed by the project owner's project manager, stating that the above notification has been performed, and describing the method of that notification. This communication shall also verify that the telephone number has been established and posted at the site, and shall provide that telephone number.	15 days prior to ground disturbance		Complete
NOISE-3	PC	Submit the noise control program to the CPM. Make the program available to Cal-OSHA upon request.	30 days prior to ground disturbance		Complete
NOISE-6	PC	Transmit to the CPM a statement acknowledging that the restrictions will be observed throughout the construction of the project.	Prior to ground disturbance		Complete
SOIL&WATER-1	PC	Submit a copy of the Drainage, Erosion, and Sediment Control Plan (DESCP) to the County of San Bernadino and the RWQCB for review and comment. CPM shall consider comments from county and RWQCB and approve the DESCP based upon comments as appropriate.	60 days prior to site mobilization		Approved as "living document"
SOIL&WATER-4	CONS	Submit a copy of any written comments received from the County of San Bernardino indicating whether the proposed well abandonment and construction activities comply with all county well requirements and meet the requirements established by the county's water well permit program.	30 days prior to construction of on-site water supply wells		
SOIL&WATER-4	CONS	Submit to the CPM a copy of the water well abandonment and construction packet submitted to the County of San Bernardino for review and comment.	60 days prior to the abandonment and const. of the on-site groundwater wells		Submitted and approved for 3 existing wells and 4 new production wells
SOIL&WATER-4	CONS	Submit a Groundwater Monitoring and Management Plan to the County of San Bernardino for review and comment (see Condition of Certification SOIL&WATER-6).	60 days prior to construction of on-site groundwater wells		Complete
SOIL&WATER-5	PC	Submit to the CPM a copy of evidence that metering devices have been installed and are operational.	60 days prior to start of construction		Complete
SOIL&WATER-6	PC	Submit to the CPM, for review and approval, a comprehensive plan (Groundwater Level Monitoring and Reporting Plan) presenting all the data and information required in Item A above.Submit to the both the CPM all calculations and assumptions made in development of the plan.	60 days prior to construction		Complete
SOIL&WATER-7	PC	Groundwater Quality Monitoring and Reporting Plan in compliance with Item A shall be submitted to the CPM for review and approval.	60 days prior to construction		Complete
SOIL&WATER-7	PC	Pre-construction groundwater quality report in compliance with Item B shall be submitted to the CPM for review and approval.	30 days prior to construction		Complete.

Cond. #	Sort Code	Verification/Action/Submittal Required by Project Owner	Timeframe	Date Due to CEC CPM	Status
TRANS-1	PC	Propose new park-and-ride lot(s) to the County of San Bernardino for review and comment and the CPM for review and approval. The proposal shall include a rationale for the location of the lot(s) based upon the expected geographic distribution of employees and availability of suitable sites.	90 days prior to site mobilization		Complete
TRANS-2	PC	Provide to the County of San Bernardino for review and comment and the CPM for review and approval a copy of the construction traffic control plan. The plan must document consultation with Caltrans.	60 days prior to site mobilization		Complete
TRANS-3	PC	Submit a review of existing roadway pavement conditions to San Bernardino County and Caltrans for review and comment and the CPM for review and approval. This review will include photographs and the visual analysis of pavement and sub-surface conditions. The CPM will need to approve the summary of existing pavement conditions prior to commencement of construction.	90 days prior to site mobilization		Complete
TRANS-4	PC	Include these restrictions in the construction traffic control plan required by TRANS-2	60 days prior to site mobilization		Complete
TSLN-1	CONS	Submit to the CPM a letter signed by a California registered electrical engineer affirming that the lines will be constructed according to the requirements stated in the condition.	30 days prior to construction of transmission line or related structures and facilities		Complete
VIS-1	PC	At least 90 days prior to specifying to the vendor the colors and finishes of the first structures or buildings that are surface treated during manufacture, the project owner shall submit the proposed treatment plan to the CPM for review and approval. If the CPM determines that the plan requires revision, the project owner shall provide to the CPM a plan with the specified revision(s) for review and approval by the CPM before any treatment is applied. Any modifications to the treatment plan must be submitted to the CPM for review and approval. The review of any subsequent revisions shall be completed by the CPM within 15 days of receipt of the revisions.	90 days prior to specifying colors to vendor		Complete
VIS-3	CONS	Contact the CPM to show compliance with all of the above requirements. This shall include: final lighting plans, fixture and control schedules, fixture and control cut sheets and specifications, a photometric plan showing vertical and horizontal footcandles at all property lines to a height of 20 feet, and the proposed time clock schedule.	90 days prior to ordering exterior lighting		Submitted and approved for temporary lighting
VIS-4	PC	The screening plan shall be submitted to the CPM for review and approval.	90 days prior to installation		Complete
WASTE-1	PC	Provide the plans to remove the underground storage tanks to the CPM for review and approval.	60 days prior to site mobilization		Complete
WASTE-1	PC	Inform the CPM of the data when all USTs were removed from the site.	MCR	after removal	Complete
WASTE-2	PC & CONS	Obtain a hazardous waste genereator identification number form the USEPA prior to generating any hazardous waste during project construction and operations.	Prior to Haz Waste generation	Prior to Haz Waste generation	
WASTE-3	PC	Submit to the CPM copies of all pertinent correspondence, work plans, agreements, and authorizations between the AMS Project and DTSC regarding Voluntary Site Cleanup Program requirements and activities at the AMS project site. The CPM shall revew and comment on the proposed Cleanup Program requirements and activities. Provide to the CPM written notice from DTSC that the AMS site has been investigated and remediated, as necessary, for compliance with the Voluntary Cleanup Program.	60 days prior to site mobilization		Complete
WASTE-5	PC	Submit the resume to the CPM for review and approval.	30 days prior to site mobilization		Complete
WASTE-6	PC	Submit the Construction Waste Management Plan to the CPM for approval.	30 days prior to site mobilization		Complete
WASTE-8	PC	Provide the Asbestos Demolition Notification Form to the CPM for review and approval.	60 days prior to commencement of structure demolition		Complete
WASTE-8	CONS	Inform the CPM of the data when all ACM is removed from the site.	MCR	after removal	Complete
WORKERSAFETY-1	PC	Submit to the SBCFD a copy of the Construction Fire Prevention Plan and Emergency Action Plan for review and comment and a copy of the Project Construction Safety and Health Program to the CPM for review and approval.	30 days prior to start of construction		Complete
WORKERSAFETY-3	PC	Submit to the CPM the name and contact information for the Construction Safety Supervisor (CSS). The contact information of any replacement CSS shall be submitted to the CPM within one business day.	60 days prior to site mobilization		Complete
WORKERSAFETY-4	PC	Provide proof of its agreement to fund the Safety Monitor services to the CPM for review and approval.	60 days prior to start of construction		Complete
WORKERSAFETY-5	PC	Submit to the CPM proof that a portable automatic external defibrillator exists on site and a copy of the training and maintenance program for review and approval.	30 days prior to site mobilization		Complete

Cond. #	Sort Code	Verification/Action/Submittal Required by Project Owner	Timeframe	Date Due to CEC CPM	Status
WORKERSAFETY-6	CONS	(1) A copy of the individual agreement with the SBCFD or, if the owner joins a power generation industry association, a copy of the group's bylaws and a copy of the group's agreement with the SBCFD; and evidence in each January Monthly Compliance Report that the project owner is in full compliance with the terms of such bylaws and/or agreement; or (2) A protocol, scope and schedule of work for the independent study and the qualifications of proposed contractor(s) for review and approval by the CPM; a copy of the completed study showing the precise amount the project owner shall pay for mitigation; and documentation that the amount has been paid.	five (5) days before construction of permanent aboveground structures		In Progress
WORKERSAFETY-7	PC	Provide a $200,000 payment to San Bernardino County Fire Department prior to the start of construction. Provide documentation of the payment described above to the CPM. The CPM shall adjust the payments initially required by WORKER SAFETY-6 based upon the accounting provided by the SBCFD.	5 days prior to start of construction		Complete
WORKERSAFETY-8	PC	Enhanced Dust Control Plan shall be provided to the CPM for review and approval.	60 days prior to site mobilization		Complete
GEN-3	PC	Make the required payments to the CBO in accordance with the agreement. Send a copy of the CBO's receipt of payment to the CPM indicating that applicable fees have been paid. A copy of the contract between the project owner and the CBO shall be submitted to the CPM for review.	In next MCR		
GEN-4	PC	Notify the CPM of the CBO's approvals of the RE and other delegated engineer(s).	within 5 days of CBO's approval		Approved but ongoing
GEN-5	PC	Notify the CPM of the CBO's approvals of the responsible engineers.	within 5 days of the CBO's approval		Approved but ongoing
GEN-4	PC	Submit to the CBO for review and approval, the resume and registration number of the resident engineer (RE) and any other delegated engineers assigned to the project. If the RE or the delegated engineer(s) is subsequently reassigned or replaced, the project owner has five days to submit the resume and registration number of the newly assigned engineer to the CBO for review and approval.	30 days prior to start of grading		Complete
GEN-5	PC	Submit to the CBO for review and approval, resumes and registration numbers of the responsible civil engineer, soils (geotechnical) engineer and engineering geologist assigned to the project.	30 days prior to start of grading		Complete
GEN-5	PC	Submit to the CBO for review and approval, resumes and registration numbers of the responsible design engineer, mechanical engineer, and electrical engineer assigned to the project.	30 days prior to start of construction		Complete
PAL-1	PC	Submit a resume and statement of availability of its designated paleontological resource specialist (PRS) for on-site work.	60 days prior to ground disturbance		Complete
PAL-1	PC	Provide a letter with resumes naming anticipated monitors for the project, stating that the identified monitors meet the minimum qualifications for paleontological resource monitoring required by the condition. If additional monitors are obtained during the project, the PRS shall provide additional letters and resumes to the CPM. The letter shall be provided to the CPM no later than one week prior to the monitor's beginning on-site duties.	20 days prior to ground disturbance		Complete
PAL-2	PC	Provide the maps and drawings to the PRS and CPM.	30 days prior to ground disturbance		Complete
PAL-3	PC	Provide a copy of a paleontological resources monitoring and mitigation plan (PRMMP) to the CPM. The PRMMP shall include an affidavit of authorship by the PRS and acceptance of the PRMMP by the project owner evidenced by a signature.	30 days prior to ground disturbance		Complete
PAL-4	PC	Submit the proposed Worker Environmental Awareness Program (WEAP), including the brochure, with the set of reporting procedures for workers to follow.	30 days prior to ground disturbance		Complete
PAL-4	PC	Submit the training program presentation/ materials to the CPM for approval if planning to use a presentation format other than an in-person trainer for training.	30 days prior to ground disturbance		Complete
TSE-2	PC	Submit to CBO for review and approval, the names, qualifications and registration numbers of all the responsible engineers assigned to the project.	30 days prior to rough grading		Complete