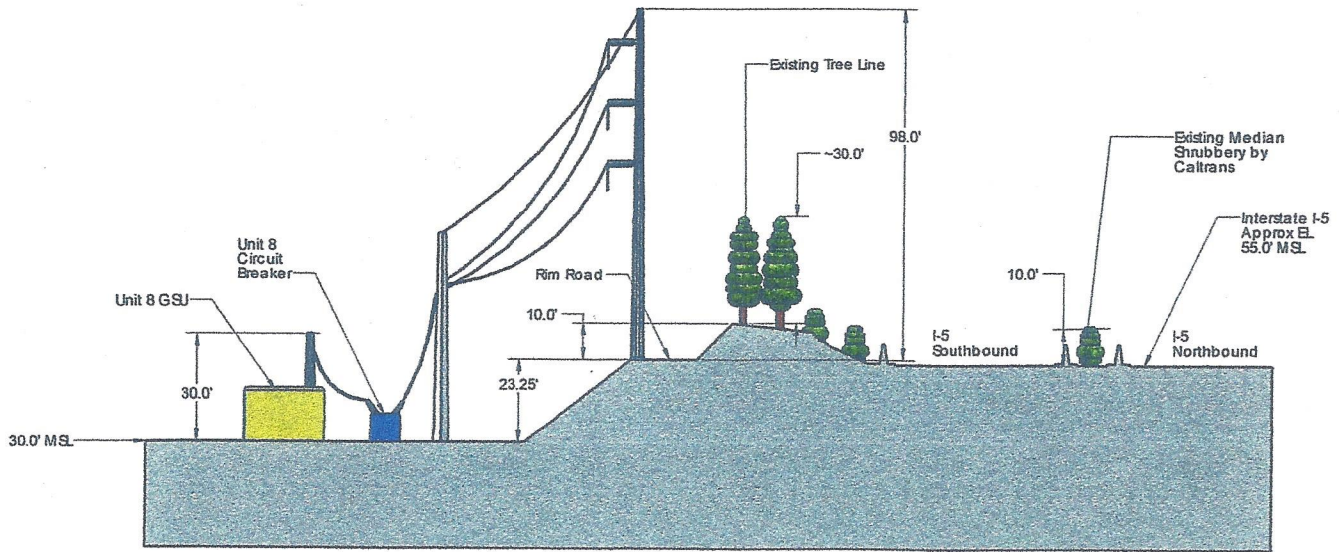


## DOCKETED

<b>Docket Number:</b>	07-AFC-06C
<b>Project Title:</b>	Carlsbad Energy Center - Compliance
<b>TN #:</b>	203791
<b>Document Title:</b>	Hearing Exhibit 4001
<b>Description:</b>	Cross sections, photos, and plan views of Transmission line before and after I-5 widening
<b>Filer:</b>	Arnold Roe, Ph.D.
<b>Organization:</b>	Power of Vision
<b>Submitter Role:</b>	Intervenor
<b>Submission Date:</b>	3/8/2015 10:35:20 PM
<b>Docketed Date:</b>	3/9/2015



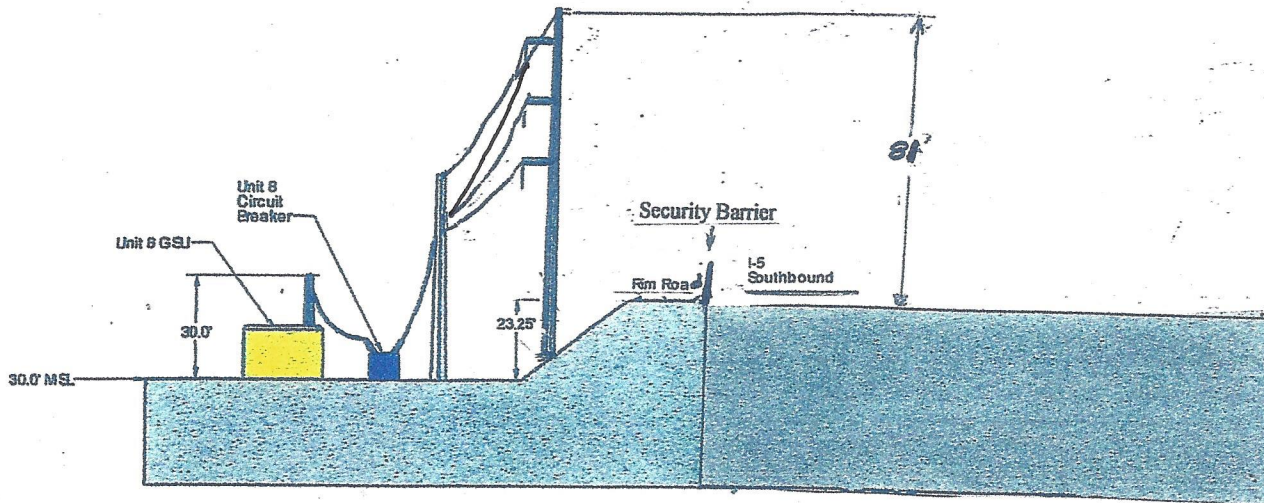
Section View  
Looking North(plant)

Cross Section Prepared by CB&I  
Layout Shown is Preliminary  
Scale: 1:1024

Figure DRPOV 4-1  
Cross Section Looking North at the Unit 9 Transformer  
and Interstate Highway I-5  
Carlsbad Energy Center Project  
Carlsbad, California (07-AFC-06C)  
Petition to Amend

SO0778201.04DR carlsbad\_DR\_POV\_4\_1.dwg 9/14

CH2MHILL.




Section View  
Looking North(plant)

Cross Section Prepared by ROE  
Layout Shown is Preliminary  
Scale: 1:1024

Figure DRFOV 4-1-A  
Cross Section Looking North at the Unit 9 Transformer  
and Interstate Highway I-5  
Carlsbad Energy Center Project  
Carlsbad, California (07-AFC-06C)  
Petition to Amend

SO0778201.04DR carlsbad\_DR\_POV\_4\_1.dwg 9/14

CH2MHILL.



Simulated with-project view looking southbound on I-5, north of the proposed transmission structure associated with the proposed Units 8 and 9 transformers depicting the revised design of the project transmission system.

Figure DR POV 5-2 Revised  
Southbound View From I-5 Looking Toward the  
Transmission Structure Proposed to Serve Units 8 and 9  
Carlsbad Energy Center Project  
Carlsbad, California (07-AFC-06)  
Petition to Amend

CO477662.01.04.DR carlsbad\_southbound\_i5\_label\_8\_5x11\_v2.ai 12/14

**CH2MHILL**






Simulated with-project view looking northbound on I-5, south of the proposed transmission structure associated with the proposed Units 8 and 9 transformers depicting the revised design of the project transmission system.

**Figure DR POV 5-3 Revised**  
**Northbound View From I-5 Looking Toward**  
**Transmission Structure Proposed to Serve Units 8 and 9**  
*Carlsbad Energy Center Project*  
*Carlsbad, California (07-AFC-06)*  
*Petition to Amend*

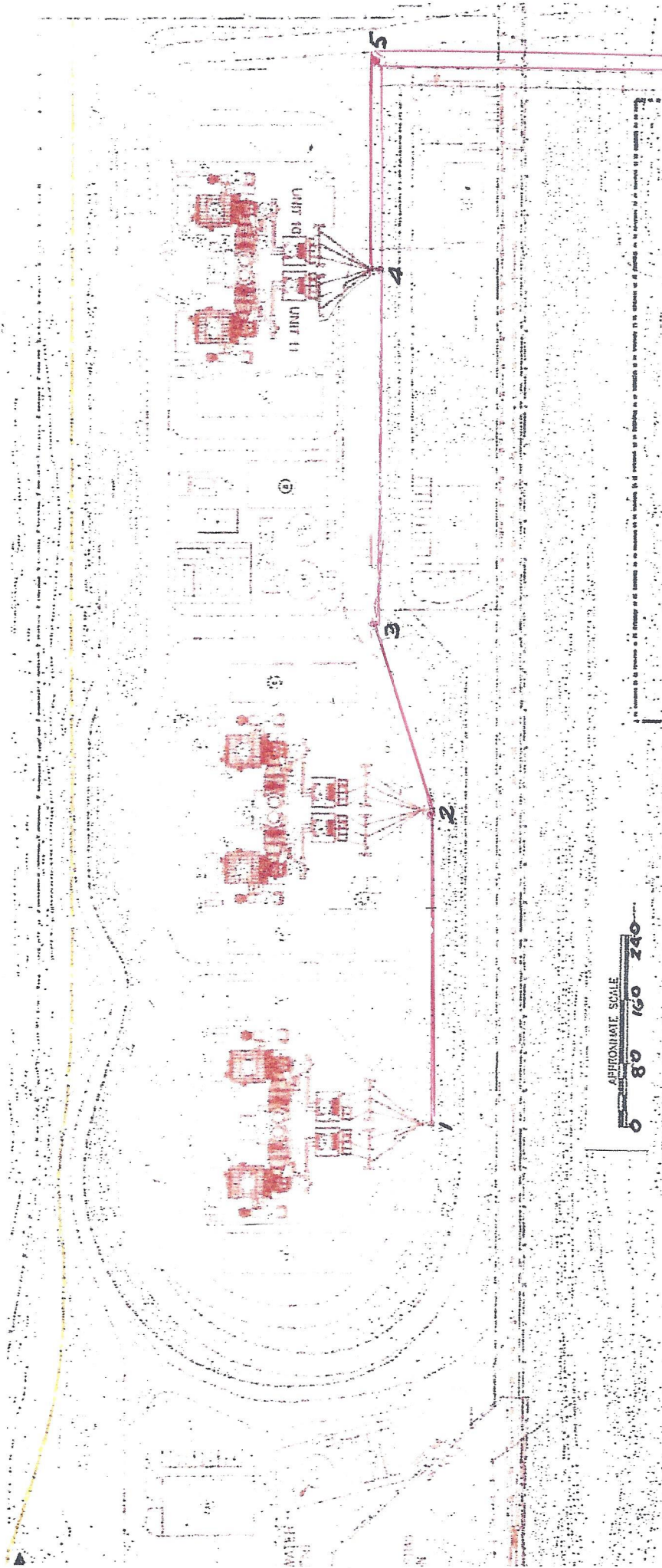
SCO477862.01.04.DR carlsbad\_northbound\_i5\_label\_8\_5x11\_v2.at 12/14

**CH2MHILL.**



N ↗

I-5 Freeway



Poles 1, 2, & 3 located at the bottom of the pit.

Pole 4 can be located either at the bottom of the pit or west of the upper rim road.

Pole 5 located adjacent to pit access road.

**POWER OF VISION**


**POV Figure VIS-1**

**Transmission Tie Line Relocated**

**To West Side of The Pit**

**January 21, 2015**

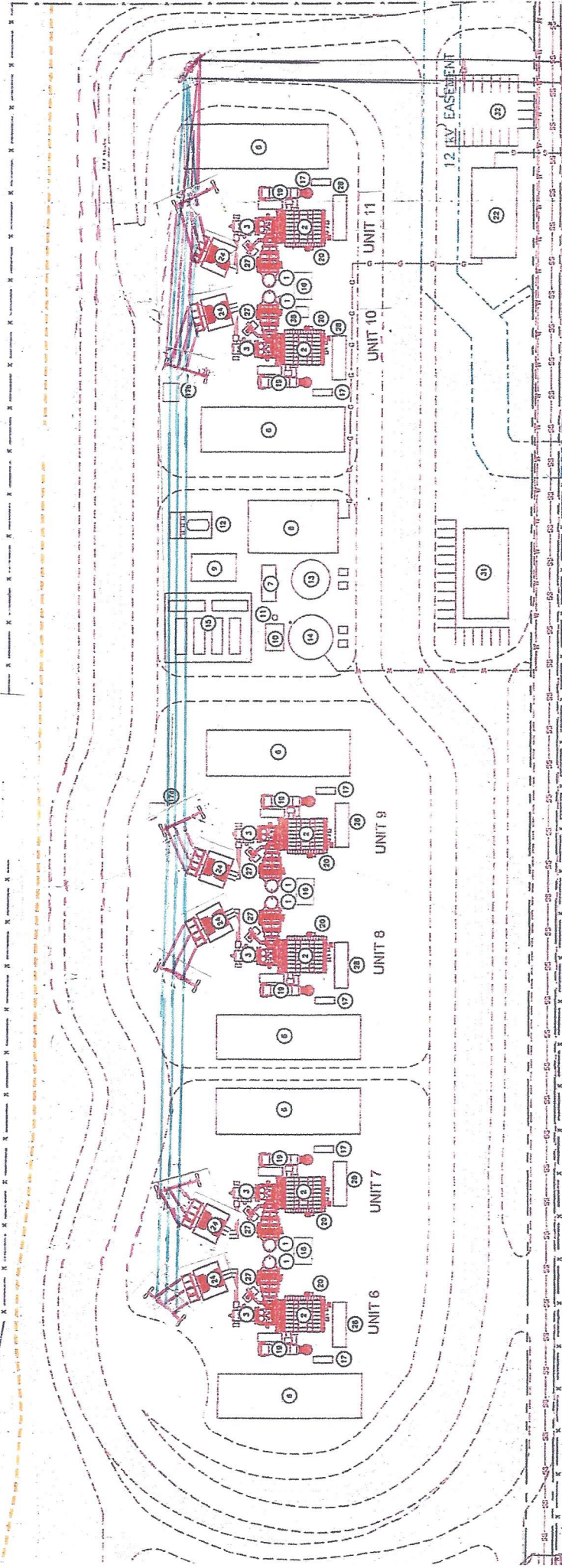
PROJECT DESCRIPTION - FIGURE 4  
Panoche Energy Center Project - Artist Rendering of Proposed Facility



CALIFORNIA ENERGY COMMISSION  
SOURCE: Ex. 100

*Firebaugh Panoche Energy Center*

I-5 Freeway



POWER OF VISION

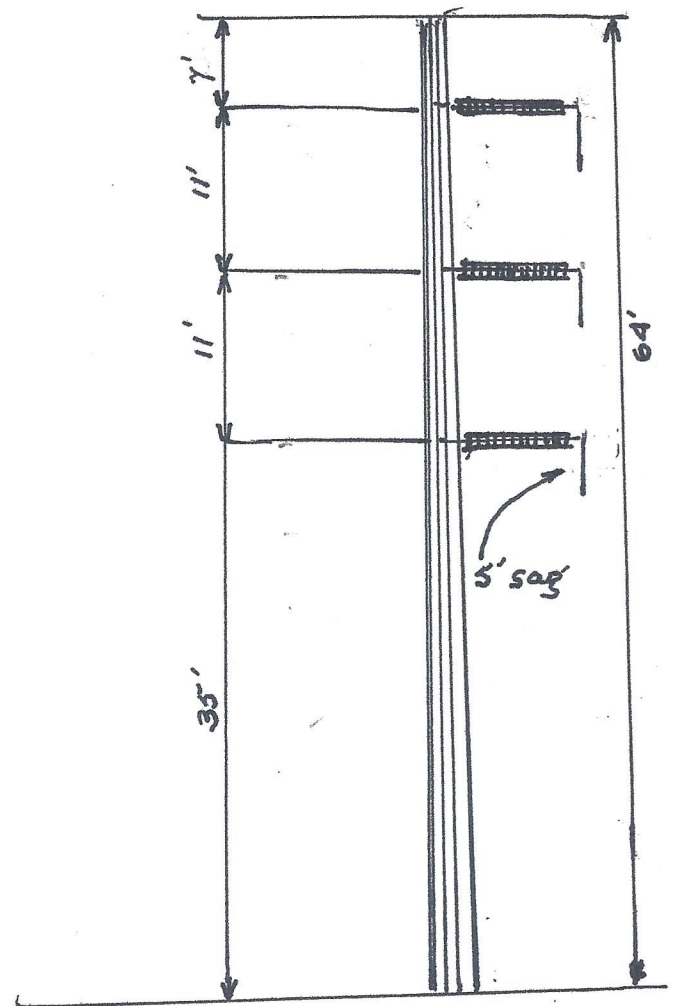
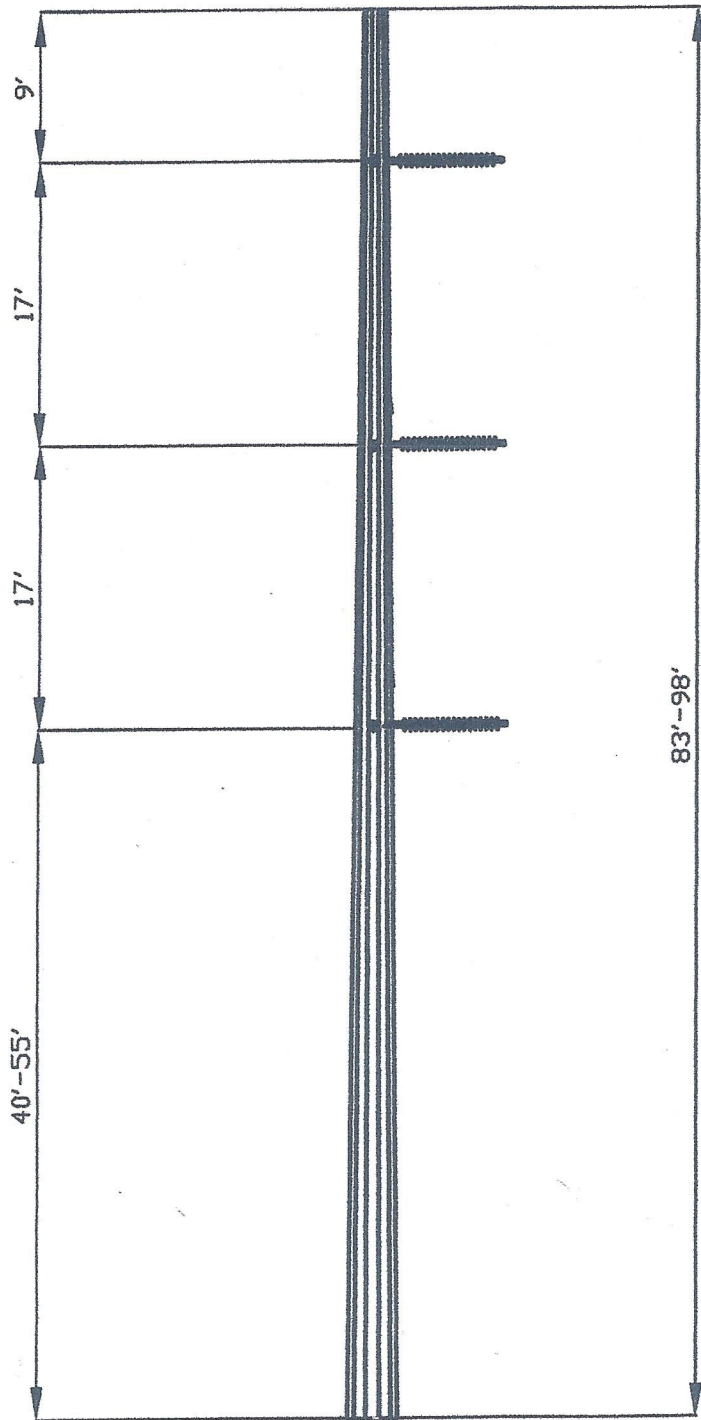
POV Figure VIS-2

Transmission Tie Line Relocated

To Within the Pit, on H-Frames

Eliminating Four 98' Poles

March 5, 2015



**Figure 3.1-5**  
**230kV Line Cross-section Deadend Pole**  
 Amended Carlsbad Energy Center Project  
 Carlsbad, California (07-AFC-06C)  
 Petition to Amend

**CH2MHILL.**

**230kV Line Pole**

**Compliant with GO-95 Requirements**



