

DOCKETED

Docket Number:	07-AFC-06C
Project Title:	Carlsbad Energy Center - Compliance
TN #:	203484
Document Title:	Caltrans' Design for I-5 Widening near Carlsbad Site
Description:	This is Caltrans' ultimate design for I-5 widening in the area of the project site.
Filer:	Andrea Koch
Organization:	California Energy Commission
Submitter Role:	Commission Staff
Submission Date:	12/29/2014 3:05:50 PM
Docketed Date:	12/29/2014

From: Scott, Christopher H@DOT
To: Koch, Andrea@Energy;
cc: Kharrati, Majid@DOT; Jacob, Arturo@DOT; william kanemoto; Flores, David@Energy;
Subject: RE: I-5 Design Files - Legend?
Date: Tuesday, December 23, 2014 4:02:13 PM
Attachments: [20141223_Encina Power Exhibit.dwg](#)
[20141223_Encina Power Exhibit.pdf](#)

Hi Andrea,

Sorry for the confusion. I created a legend and have attached the updated exhibits, but:

solid red = index contours for proposed grading
red dashed = top of cut slope
green dash = toe of fill slope
orange x'd line = existing right of way

Please let me know if you have any questions or need any additional information.

Christopher Scott, PE
Caltrans - District 11
(619) 688-3205

From: Koch, Andrea@Energy
Sent: Tuesday, December 23, 2014 3:18 PM
To: Scott, Christopher H@DOT
Cc: Kharrati, Majid@DOT; Jacob, Arturo@DOT; william kanemoto; Flores, David@Energy
Subject: RE: I-5 Design Files - Legend?

Hi Christopher.

I do have a few questions for you. It looks like the solid red lines represent new grading, right?

What exactly do the red dashed line, green dashed line, orange line with x's through it, and the yellow line represent?

Would you be able to provide us with a legend for our project files?

Thanks again.

Andrea

Andrea Koch-Eckhardt
Environmental Planner II, Traffic and Land Use
CA Energy Commission
(916) 654-3850

From: Scott, Christopher H@DOT
Sent: Tuesday, December 23, 2014 8:52 AM
To: Koch, Andrea@Energy
Cc: Kharrati, Majid@DOT; Jacobo, Arturo@DOT; Pak, Yong@DOT
Subject: I-5 Design Files

Andrea,

Attached is an AutoCAD format copy of the ultimate design for Encina power plant area.

Christopher Scott, PE
Caltrans - District 11
(619) 688-3205





Begin forwarded message:

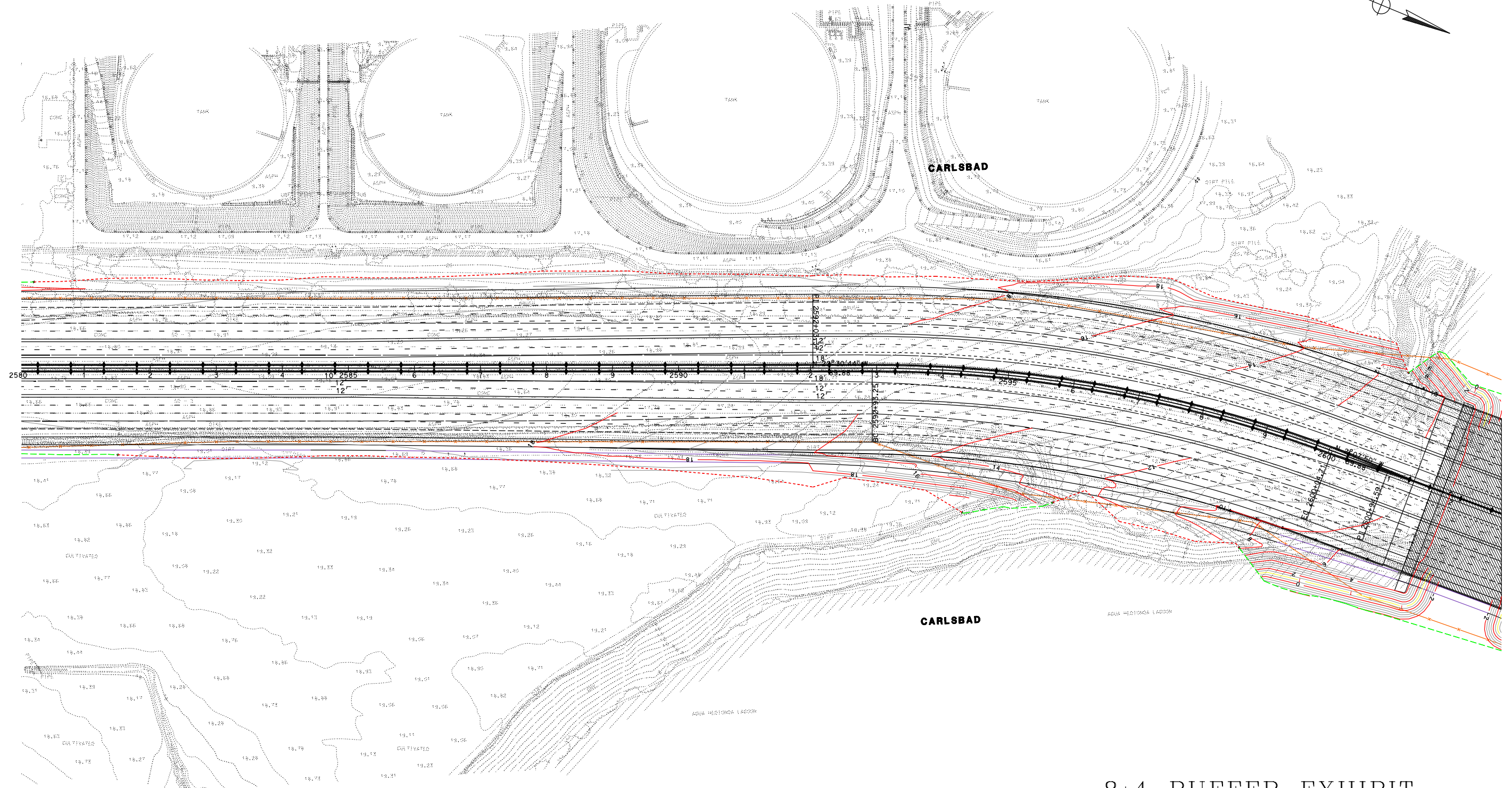
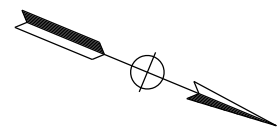
From: "Koch, Andrea@Energy" <Andrea.Koch@energy.ca.gov>
Date: December 22, 2014 at 3:13:09 PM PST
To: "Kharrati, Majid@DOT" <majid.kharrati@dot.ca.gov>
Cc: "Jacobo, Arturo@DOT" <arturo.jacobo@dot.ca.gov>, william kanemoto <bill@wkassociates.com>
Subject: I-5 Design Files

Hi Majid.

Do you have any updates on when we'll receive the I-5 design files?
Thanks!

Andrea

-  Existing Right of Way
-  Top of Cut
-  Toe of Fill
-  Grading Contours (0.5m Resolution)



8+4 BUFFER EXHIBIT
 NOTE: CONTOURS ARE IN METERS
 Horiz: NAD 1983
 Vert: NAVD 1988

x	REVISOR	DATE
	REVISOR	DATE
x	CHECKED BY	DESIGNED BY
	CHECKED BY	DESIGNED BY
x	FUNCTIONAL SUPERVISOR	
	FUNCTIONAL SUPERVISOR	
x	STATE OF CALIFORNIA - DEPARTMENT OF TRANSPORTATION	
	Caltrans	