

DOCKETED	
Docket Number:	22-EVI-01
Project Title:	California Electric Vehicle Infrastructure Project 2.0
TN #:	264812
Document Title:	Center for Sustainable Energy Comments - Presentation for the How to Apply for the Fast Charge California Project Webinar
Description:	N/A
Filer:	System
Organization:	Center for Sustainable Energy
Submitter Role:	Public
Submission Date:	7/14/2025 4:58:09 PM
Docketed Date:	7/14/2025

*Comment Received From: Center for Sustainable Energy
Submitted On: 7/14/2025
Docket Number: 22-EVI-01*


Presentation for the How to Apply for the Fast Charge California Project Webinar

Additional submitted attachment is included below.

How to Apply for the Fast Charge California Project

WEBINAR

June 18, 2025



Implemented by CSE for the
California Energy Commission





Introductions

Moderator

Evan Wright, CSE Director EVI Programs

Speakers

Avin Arefzadeh, CSE EVI Specialist

Bailey Muller, CSE EVI Senior Program Manager

Q&A Panelists

Brian Fauble, California Energy Commission
Agreement Manager

Fidel Leon-Green, CSE EVI Senior Manager



Agenda



Introduction

- Announcements



Part 1: How to Apply



Part 2: Required Documents

- Site Verification Form
- Issued Permit and Final Utility Service Design



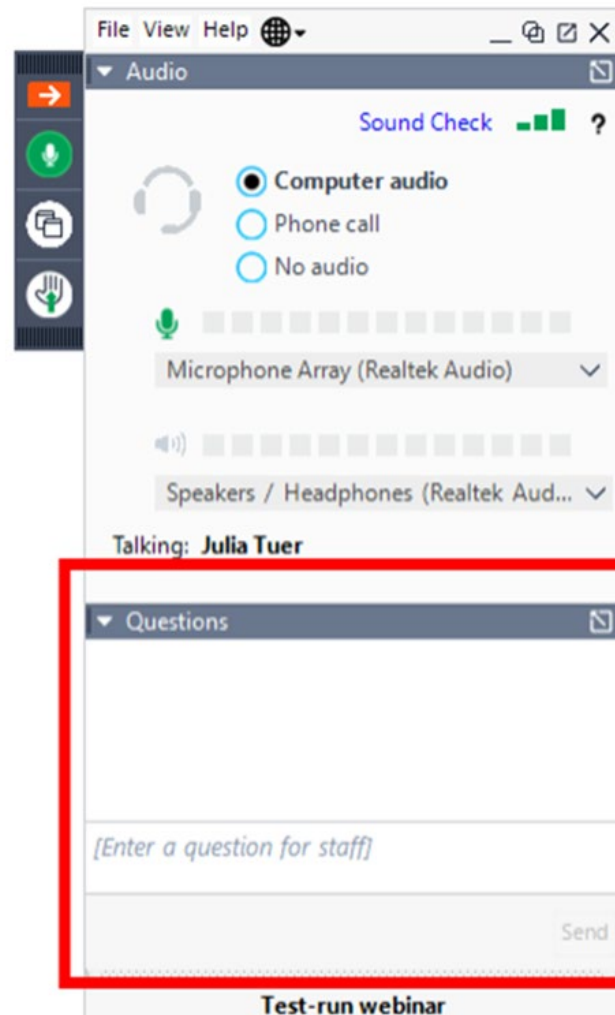
Part 3: After the Application




Part 4: Questions & Answers



How to Submit Questions



Type questions/comments
to staff here



Announcements



Important Project Updates

New FCCP Application Window Dates:

August 5 - October 29, 2025

- Now includes incentives for **J3400 connectors**
- **Minimum 50% CCS connectors** per site
- No construction before **July 8, 2025**



Important Project Updates

Charging Port Incentives

- **CCS & J3400** connectors are eligible
- Each site must have $\geq 50\%$ CCS connectors
- Integrated CCS/J3400 adapters qualify
- CHAdeMO allowed but not incentive-eligible

Fast Charge California Project 2 Announcement

The California Energy Commission (CEC) is preparing the details for the next round of FCCP funding (FCCP-2) with the goal of an application window opening within the first half of 2026.

Official announcement and more details coming soon!

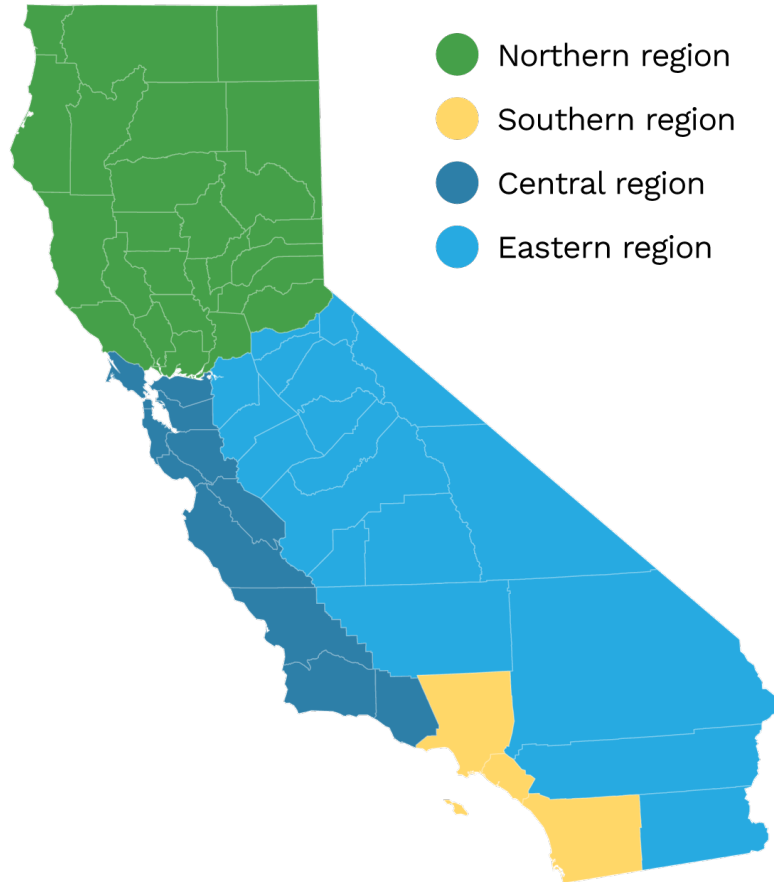


Important Project Updates

- Updated resource material available on the Document Library under Fast Charge California Project
 - <https://calevip.org/document-library>



Fast Charge California Project (FCCP)



\$55M in FCCP Funding Available

- Up to **100% of eligible costs**
- **Statewide** for qualifying sites
- **NEW APPLICATION WINDOW: Aug 5 - Oct 29, 2025**
- **First-come, first-served**

Applicant caps:

- Max **35% of total funding**
- Limit **50 active applications** across CALeVIP 1.0, 2.0 & Communities in Charge
- **Construction start** no earlier than **July 8, 2025** (unchanged)



Overview of Requirements



DAC/LIC or tribal territory applications **prioritized**



Ready to Build

(issued permit **and** final utility service design)



High power DC fast chargers **only**



Sites must be **publicly available**

GSPP vs. FCCP



	Golden State Priority Project	Fast Charge California Project
Regions	Four regions, funds available by region	Four regions, funds available statewide
Priority Populations	Only sites in DAC/LIC/Tribal Lands eligible	Sites in DAC/LIC/Tribal Lands receive priority processing
Technology	High-speed DCFCs (150+ kW), funds reserved per CCS port	High-speed DCFCs (150+ kW), funds reserved per CCS/J3400 port
% of Project Costs Reimbursed	50% of eligible costs, up to per port incentive cap	100% of eligible costs, up to per port incentive cap
Site Readiness	Up to 4 tiers of readiness accepted	Must be “Ready to Build”
Stacking with Other Incentives	Allowed in most situations	Not allowed
Application Processing	After Application Window , from most-ready to least-ready	First-Come, First-Served
Applicant Cap	None	No more than 35% of FCCP funding No more than 50 active applications



Part 1: How to Apply



Before applying: Review all available resources

1. [FCCP Implementation Manual](#)
2. [Site Verification Form](#)
3. [Applicant and Site Eligibility Guide](#)
4. [How to Apply Guide](#)
5. [FCCP Tiering Guide](#)

Also available: [Terms & Conditions](#), [FCCP Overview](#),
[Equipment Eligibility Guide](#)



Information Needed for Application

- **Application Manager:** org, contact, address, contact info
- **Incentive Recipient:** org, tax ID, address, contact info
- **Property Owner:** org, contact, contact info
- **Power Provider** for the site
- **Operations & Maintenance** responsible party
- **Installation Address**
- **Eligible Equipment:** model, set up, quantity
- **Network Provider** selected
- **ACH Payment:** bank info (if applicable)

App Section 1: Applicant



- Select if applying for your org or another org
- Enter **Applicant Manager** details



Applicant Information

* Please select an option

- ☒ Applying on behalf of another organization
☐ Applying on behalf of my organization as the incentive recipient

Application Manager Information

The individual designated in the Application as the person responsible for managing all activities related to an active Application on behalf of the Applicant and Incentive Recipient. This individual can be a person in the employment of the Applicant or the Incentive Recipient.

* Organization Name ?

* Organization Type ?

* First Name

* Last Name

* Work Address

* City

* State

* Zip Code

* Email Address

* Confirm Email Address

* Phone Number

Cancel

Save and Exit

Save and Continue

* Organization Type ?

-None-

Government/Local agency

Municipality

Utility

Business

Non-profit - CBO

Non-profit - EJO

Non-profit - NGO

Non-profit - Faith based organization

EVSP - Installer/Electrician/Project Manager

EVSP - EVSE OEM

EVSP - Equipment distributor/reseller

EVSP - Engineering/consulting

EVSP - Network provider

EVSP - Auto OEM

EVSP - Transportation Network Company

Trust

Sole proprietorship

Tribal entity

University/College

School or School District (K-12)

App Section 2: Installation Site Details



Progress bar: Applicant (selected), Installation Details, Equipment, Incentive Recipient, Required Documents, Terms & Conditions, Review & Submit

Installation Details

Installation Site

Please enter the site address where charging equipment will be installed.

* Street Address

* City * State * Zip Code * County

* Choose the main use of the installation site

Property Owner Information

* Property Owner Name * Property Owner Type

* Contact First Name * Contact Last Name

* Email Address * Phone Number

Power Provider Information

Please enter information about the entity providing power to the site.

* Power Provider Name

Previous Save and Exit Save and Continue

- **Installation Site** = charger location
- **Main Site Use** = choose the best fit (see [FCCP](#) definitions)
- **Property Owner** = owns the charger site
- **Power Provider** = delivers electricity to chargers

App Section 2: Installation Site Details – Additional Questions



Installation Details

Additional Questions

* Is the site on a Tribal Land?

- ☐ Yes
☐ No

* What is the type of installation project?

–None–

* Who will own the EV chargers?

–None–

* What is the EV chargers owner organization type?

–None–

* What type of chargers will be installed?

–None–

* What is the name of the organization responsible for daily operations and maintenance of the chargers?

Previous

Save and Exit

Save and Continue

- Is the site on **Tribal Land**?
- **Installation type** (e.g., new replacement)
- **Charger ownership** details
- **EV owner** org type
- **Charger type** being installed
- **Operations & Maintenance provider** organization name

App Section 3: Equipment Selection



Equipment

Select your eligible EV chargers and installation type. Please include all chargers to be installed as part of the project. Equipment selection options are determined by the site type selected in the Installation Details section.

Charger Equipment 1

* Make/Model PC Test DCFC 051325	* Charging Ports ⓘ 1
* CCS Connectors ⓘ 1	* CHAdeMO Connectors 0
* Charger/Installation Type Select	* Charger Quantity ⓘ
* Network Provider ⓘ Select	

+ Add Equipment

Previous

Save and Exit

Save and Continue

Equipment Requirements

- View eligible models at: calevip.org/calevip-eligible-equipment
- **J3400 connectors** now eligible
- **≥50% of connectors** must be CCS
- Apply for **4-20 charging ports** per site

App Section 4: Incentive Recipient



Incentive Recipient

Organization Information

* What is the incentive recipient's relationship to the site?

–None–

* Organization Type

–None–

* Organization Name ?

* Organization Tax ID ?

Organization Business Address

* Business Street Address

* City

* State

–None–

* Zip Code

Point of Contact Information

☐ Same as application manager information

* POC First Name

* POC Last Name

POC Work Email Address

you@example.com

* POC Phone Number

Previous

Save and Exit

Save and Continue

Incentive Recipient Info

- Must **incur & pay costs** to receive incentive
- Provide **recipient point of contact**
- May differ from **application manager**
- Select **preferred payment method**

App Section 5: Required Documents



The screenshot shows a progress bar at the top with seven steps: Applicant, Installation Details, Equipment, Incentive Recipient, Required Documents (highlighted), Terms & Conditions, and Review & Submit. Below the progress bar, the 'Required Documents' section is titled. It includes a 'Document Upload' section with instructions: 'Acceptable file formats include JPG, JPEG, PNG, DOC, DOCX or PDF. Documents must be 10 MB or less.' There are three rows of document requirements, each with an 'Upload Document' button and a 'View Sample Document' link:

Document Type	Upload Document	View Sample Document
Issued Permit ?	Upload Document	View Sample Document
Final Utility Design ?	Upload Document	View Sample Document
Site Verification Form (FCCP) ?	Upload Document	View Sample Document

At the bottom, there are three buttons: 'Previous', 'Save and Exit', and 'Save and Continue'.

Required at Time of Application

- Issued Permit
- Final Utility Service Design
- Site Verification Form (*new version as of 6/2/2025*)

We'll review these later in the presentation.

App Section 6: Terms and Conditions



Terms and Conditions

The FCCP-1 Terms and Conditions for FCCP-1 can be downloaded at the link below. You must read and accept the program terms and conditions and the documents referred to in it before continuing to the next page.

FCCP-1 Terms and Conditions:

[Fast Charge California Project 1 Terms and Conditions](#)

Latest update: 1/1/2025, 12:00 PM

☐ * By checking this box I signify that:

1. I have read and agree to be bound by the FCCP-1 Terms and Conditions (including any provisions incorporated by reference), which have been made available to me via the link on this page;
2. I represent and warrant that the Property Owner(s), Site Owner(s), Applicant(s), Incentive Recipient(s), and Collaborator(s) have each expressly authorized me to check the box on behalf of each of them and, in so doing, signify the agreement of each of them to be bound by the FCCP-1 Terms and Conditions (including any provisions incorporated by reference), which have made available to me via the link on this page;
3. I understand, and the Property Owner(s), Site Owner(s), Applicant(s), Incentive Recipient(s) and any Collaborator(s) each understand, that the agreement to be bound by the FCCP-1 Terms and Conditions (including any provisions incorporated by reference), which have made available to me via the link on this page, is required for, and a condition precedent to, becoming eligible to participate in FCCP-1.

Previous

Save and Exit

Save and Continue

- Download & review the applicable [Terms and Conditions](#)
- Confirm you've read and accepted
- Acknowledgement includes:
 - Applicant
 - Incentive Recipient
 - Property Owner
 - Site Owner
 - Collaborators

App Section 7: Review and Submit



Application Submitted

- **No edits** after submission—**triple check** before submitting
- Use [Application Assistance](#) for feedback before you apply
- Questions? Email calevip@energycenter.org
- **Do not submit duplicates** or incomplete applications (must include final permit & utility design)

Application Review Process



- **Grouped by Type:**
 1. **Priority** = DAC, Low-Income, or Tribal Land sites.
 2. **Non-Priority** = All others
- **Review Order:**
 - Priority apps reviewed **first**, by submission time
 - Non-Priority apps reviewed **after**, also by submission time
- **Review Timeline:**

CALeVIP aims to review within **1 week**, but timing may vary based on volume and priority



Part 2: Required Documents



Required at Submission

- [Site Verification Form](#)
(new version as of 06/02/2025 - signed by all parties)
- **Issued Permit**
- **Final Utility Service Design**



Best Practices

Make sure documents are:

- **Dated & signed** (if applicable)
- **Fully completed** (no blanks or handwritten edits)
- Match **application & Site Verification Form** info (address, org name, property owner)
- Include **relevant application numbers**
- **Clean, legible scans** (no cut-offs or poor photos)
- **Verifiable** by CALeVIP

 Incomplete or placeholder documents = ineligible for FCCP funding



Site Verification Form



Site Verification Form (SVF)

- **Required** for every FCCP application
- Identifies the **Property Owner**
- Confirms **Applicant is authorized** to install EV infrastructure
- Must be **signed by all parties** before uploading



SVF Naming Convention

- **Incentive Recipient** – Pays for all installation costs and receives reimbursement
- **Applicant** – Submits and manages the application

INCENTIVE RECIPIENT

The Incentive Recipient Name below must match the Incentive Recipient Name entered on the Application.

Incentive Recipient:

Email: Phone:

Signature of Incentive Recipient:

Printed Name:
Please clearly write the first and last name of the person signing above.

Title: Date:

APPLICANT

The Applicant Name below must match the Applicant Name entered on the Application.

Applicant:

Email: Phone:

Signature of Applicant:

Printed Name:
Please clearly write the first and last name of the person signing above.

Title: Date:



SVF Naming Convention

- **Property Owner** – Owns the land where the charging station will be installed
- **Site Owner** – Owns the charging equipment and is authorized by the Property Owner

PROPERTY OWNER

The Property Owner Name below must match the Property Owner Name entered on the Application.

Property Owner:

Email: Phone:

Signature of Property Owner:

Printed Name:
Please clearly write the first and last name of the person signing above.

Title: Date:

SITE OWNER

The Site Owner Name below must match the Site Owner Name entered on the Application.

Site Owner:

Email: Phone:

Signature of Site Owner:

Printed Name:
Please clearly write the first and last name of the person signing above.

Title: Date:



Completing the SVF

To complete the SVF's "Application Number" field:

Application Number:

Installation Site Street Address:

City: State: ZIP Code:

Begin an application, and click "save and exit"

Your dashboard will display that application's "Application ID" that begins with "FCCP1"



Completing the SVF

Site Verification Form Checklist

- Address matches incentive application
- Organization names match the FCCP application
- All required fields completed
- No handwritten edits
- Clear, legible scans/photos
- Signed & dated by all required parties



Issued Permit and Final Utility Service Design



Issued Permit Requirements

- Official permit from **Authority Having Jurisdiction (AHJ)**
- Lists **installation address**, org name, and/or property owner name (must match application)
- Specifies number of **DC fast chargers (DCFCs)** to be installed



Example Permit

AHJ
Branding

Planning & Development Department
Building and Safety Division
Building Section
Fax Inspection

Application Number _____ Date 01/27/23
Property Address **Installation Address**
Accessor's Parcel Number _____
Tract Lot _____
Tenant _____
Property Use _____
Property Zoning _____
Application Value _____

Owner

Contractor

Organization Name

Structure Information
Construction Type _____
Occupancy Type _____

Other Structure Info

Number of Structures	0	Total Square Footage	0
Number of Stories	0	Living Square Footage	N/A
Number of Bedrooms	N/A	Code Year	2019
Number of Units	N/A	Application Accepted By	JS

Permit Commercial

Additional Description **Installation of 3 EV Charging stations and new dedicated electrical service in existing retail parking lot.**

Issue Date 01/27/23

Expiration Date 07/26/23

Special Notes and Comments

N/A



Unique Permitting Scenarios

Self-Permitting Jurisdictions

If applicable, submit:

- **Signed cover letter** from jurisdiction rep including:
 - Description of self-permitting authority
 - Type & number of **approved DCFCs**
 - Confirmation of compliance with laws, codes, and regs
- **Copy of plan set**



Final Utility Service Design Requirements

- Includes **utility logo/seal**, site address, signed agreement
- States design is **final**
- Lists number of **DCFCs** to be installed

 No upgrade needed?

Provide an **official utility letter** confirming service meets Minimum Site Output



Final Utility Service Design

If the utility **cannot meet FCCP-1 minimum output AND** the project will use a flexible connection program (e.g., **PG&E's Flex Connect**):

- Applicant must **notify CSE** at least **15 business days before applying**
- Email: calevip@energycenter.org



Application Assistance

Application Assistance is available!

- Will run until October 29, 2025.

Support available for:

- Any remaining eligibility questions.
- Understanding equipment requirements.
- Reviewing tiering documentation.
- Pre-review of applications.

Use the link below or scan the QR code to submit a request for Application Assistance.

<https://forms.office.com/r/zas5LiCaBN>





Part 3: After the Application



Post-Application Documents and Submittals

Construction Progress Tracker:

- **Register** within **5 days** of receiving invite

Milestone (90 days) after Funds Reserved:

- Submit official **equipment order** (charger & switchgear)

Final Verification (by 450 days):

- Submit **monthly progress updates**
- Complete **Installation Data Form**
- Return **supplemental applicant data survey**



Post-Application Documents and Submittals

Final Verification (Due within 450 Days)

- **EVITP Affidavit** signed
- **Invoice Form** (project costs via dashboard)
- Paid invoices: **design, equipment, installation**
- **Network Agreement** form or signed contract
- **Final inspection card** with sign-off
- (min. 2) **Commissioning docs**
- **Photos** of operational chargers on-site
- Proof of submission to **AFDC Station Locator**
- Email **attestation**: DCFCs are installed, powered on, operational & public
- Submit **Installation Data Form**
- Attest to **incentive stacking compliance**



Project Updates Recap

New FCCP Application Window Dates:

August 5 - October 29, 2025

- Now includes incentives for **J3400 connectors**
- **Minimum 50% CCS connectors** per site
- No construction before **July 8, 2025**

SUBMITTAL REMINDERS:

- Do not submit applications unless fully completed
- Applications cannot be adjusted after submittal
- If project requirements are not met, your application will be ineligible.



Part 4: Questions & Answers

Still have questions? Email us:
calevip@energycenter.org

Request Application Assistance:
calevip.org/technical-assistance

FCCP-1 Application Assistance





Additional Resources

- Visit the FCCP – Statewide webpage
calevip.org/fast-charge-california-project
- Visit the CALeVIP Webinars webpage for this recording and upcoming webinars
calevip.org/events-and-webinars
- Visit [CEC Docket 22-EVI-01](#)
 - View all CALeVIP 2.0 webinars and presentations
 - Submit comments

Thank You!